



Clackamas River Water

Monthly Update

May 2021



Monthly Update	3
Contracts Log.....	3
Summary of Legal	3
Public Records Request Received	3
Financial Reports	4
Statistics	5
Activity Reports	6
System Operations & Engineering	7
Operation Statistics	7
Project Updates.....	8-9
Water Resources & Water Quality	10
Water Distribution Charts	10
Sampling Reports	11
Regulatory	11
Non-Regulatory	11
Sampling for Other Agencies.....	11
Winter & River Conditions Report	12

Contracts Log

(Executed since last board meeting April 8, 2021)

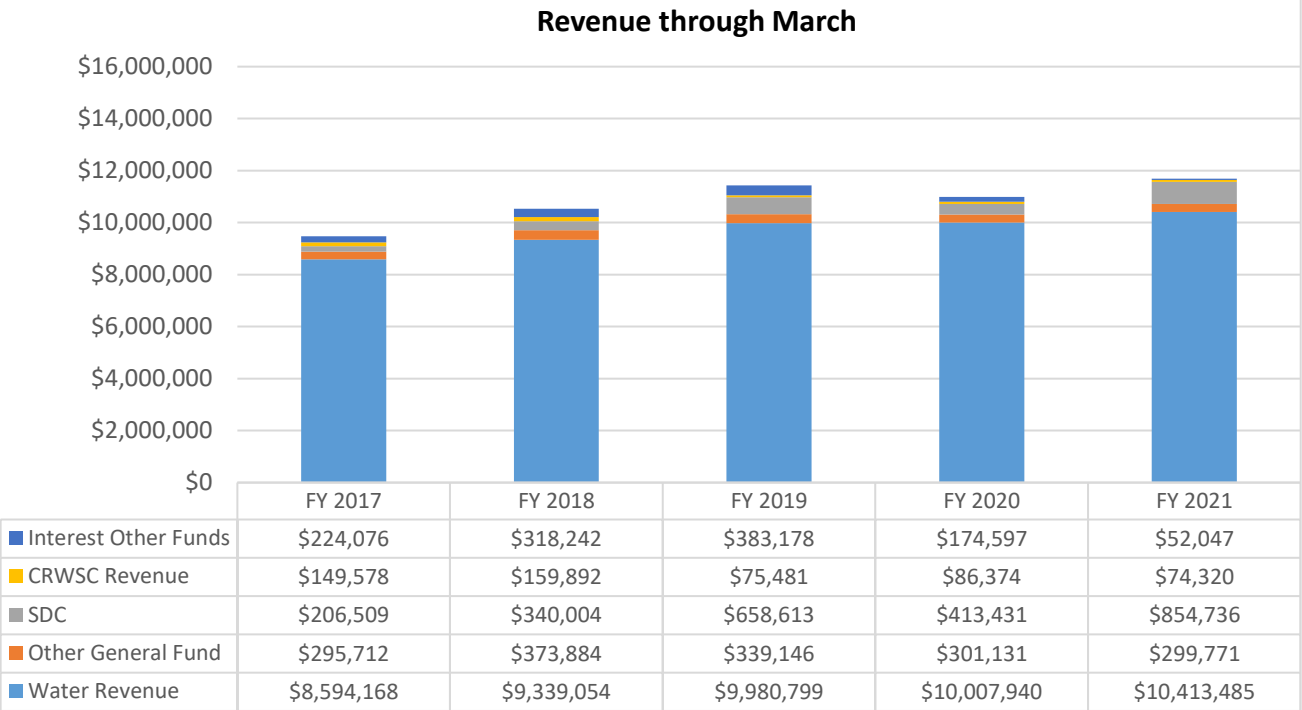
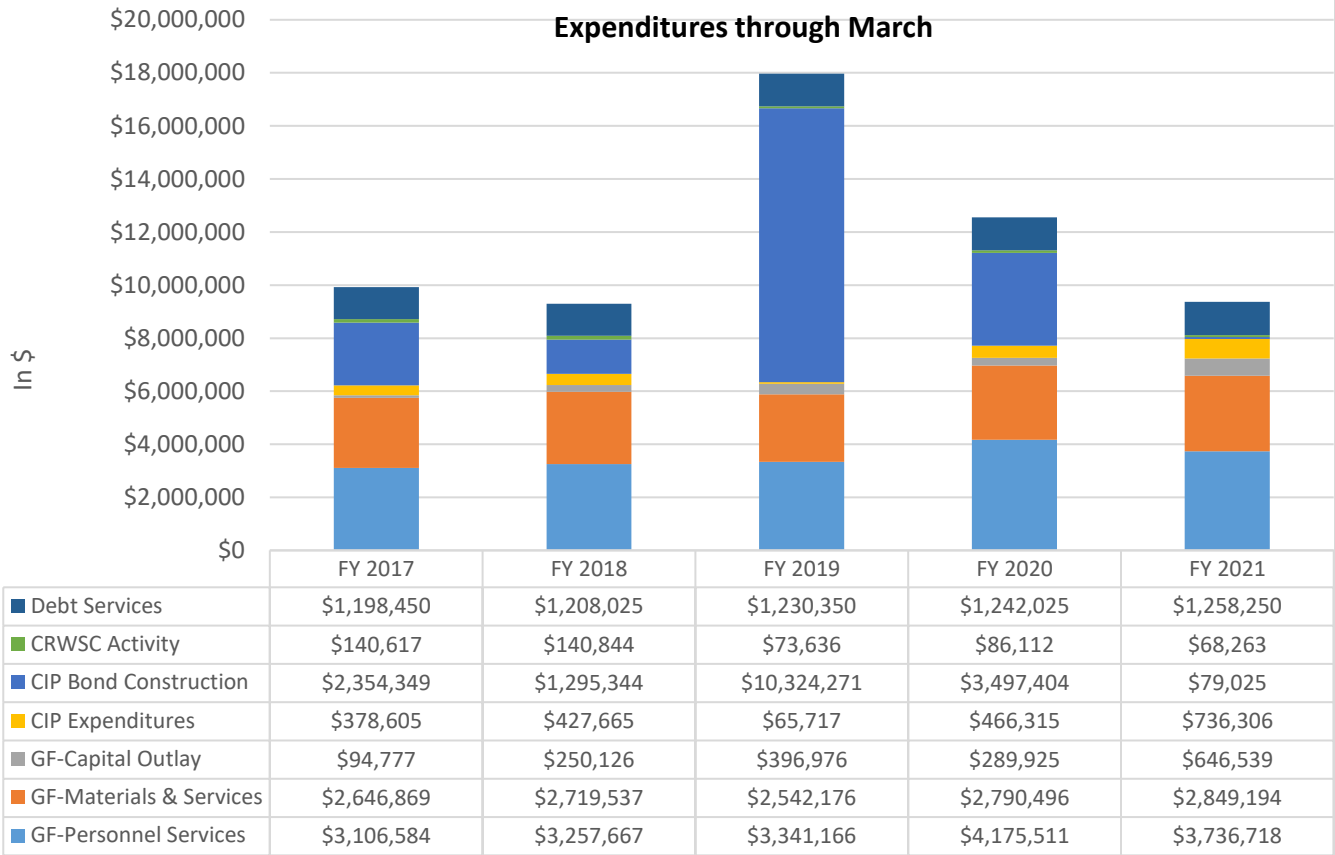
Company	Product / Service	Rates	Eff. Date	Exp. Date	New/Amended/ Extended
Canby Excavating, Inc.	On-call construction services	NTE \$75,000	5/1/21	4/30/23	New
City Wide Facility Solutions	Janitorial Services (and supplies)	NTE \$77,328	5/1/21	4/30/22	New. Approved by the Board at the 4/8/21 Meeting
Emery & Sons Construction Group	On-call construction services	NTE \$75,000	5/1/21	4/30/23	New
FCS Group	On-Call Services	NTE \$50,000	5/1/21	4/30/22	Extended
First Response	Patrol/Monitoring & Security Equipment	NTE \$49,000	7/1/21	6/30/22	Extended
GT Excavation	On-call construction services	NTE \$75,000	5/1/21	4/30/23	New
Trench Line Excavation	On-call construction services	NTE \$75,000	5/1/21	4/30/23	New

Summary of Legal

	<i>April 2021</i>
Harrang Long Gary Rudnick monthly retainer	\$ 4,240.00
Harrang Long Gary Rudnick work outside of retainer	\$
Sub-contracted legal services	\$ _____
Total Legal	\$ 4,240.00

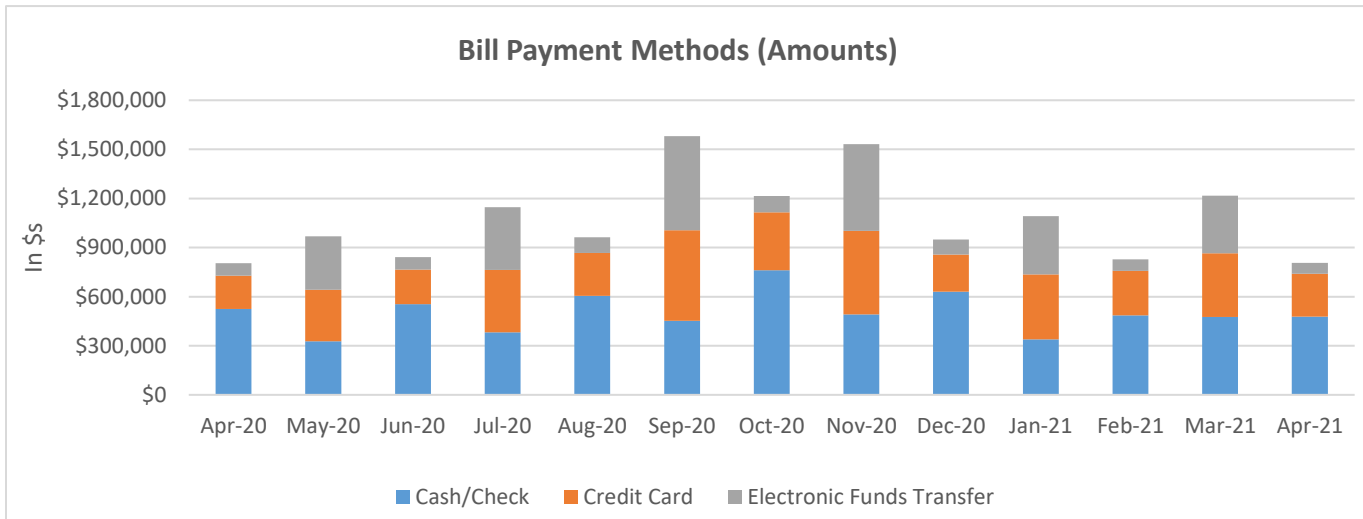
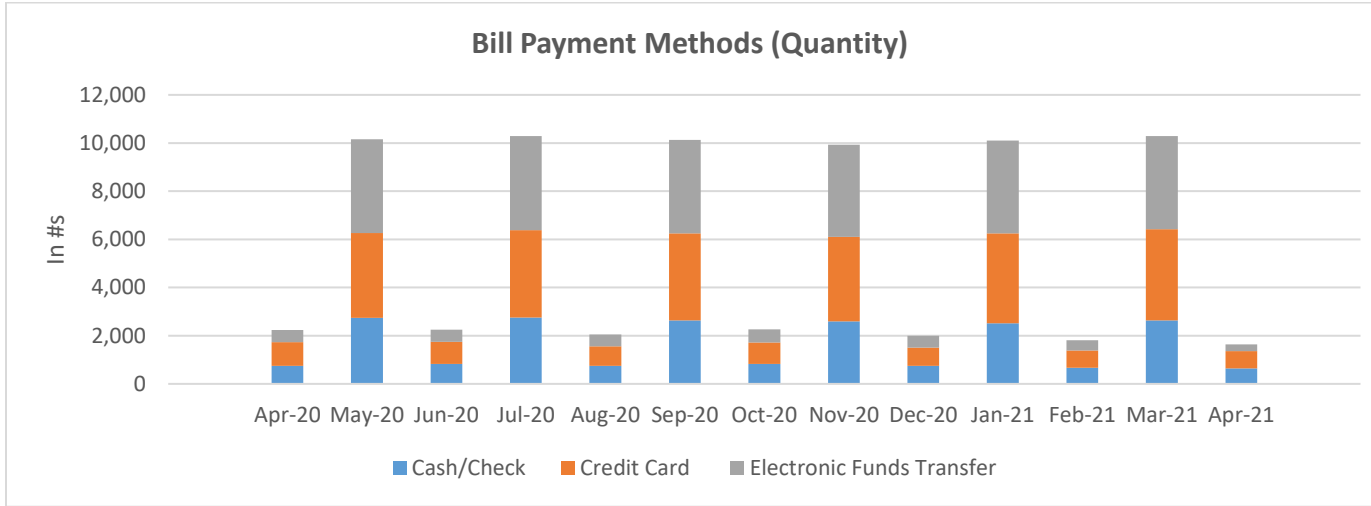
Public Records Request Received

Number of Records Requests Received in April 2021 1



(as of the end of April 2021)

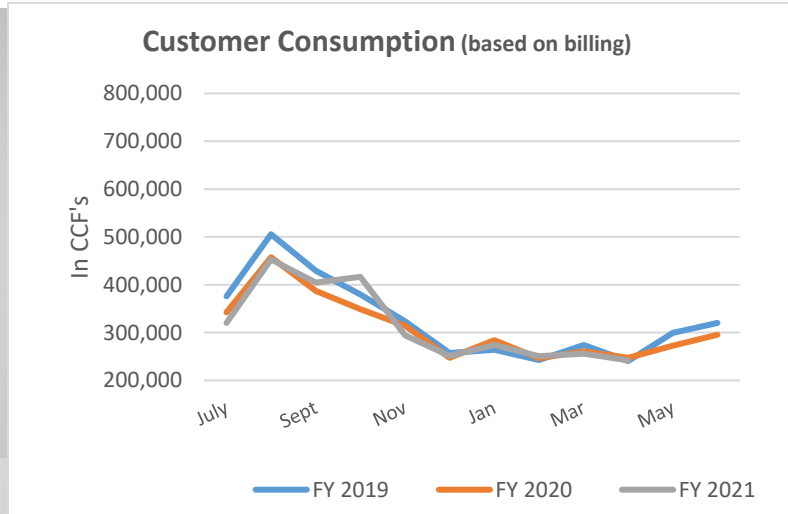
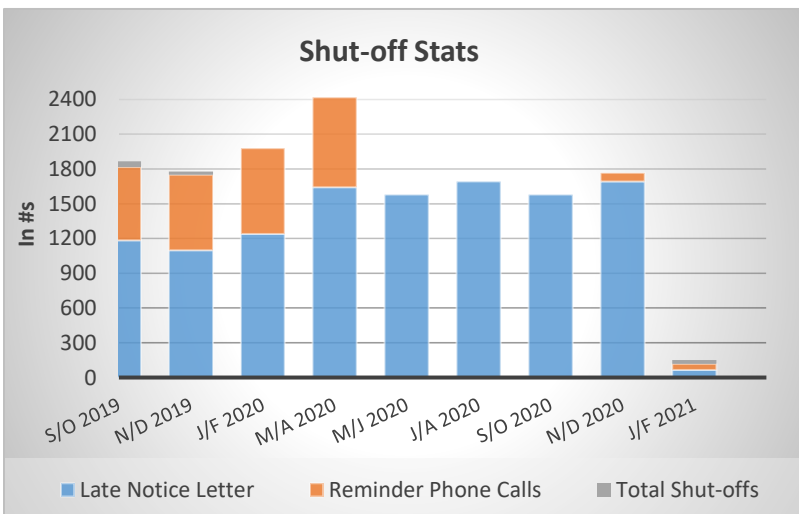
Residential Customers are billed on the even months, Commercial Customers are billed on the odd months.



Cash/Check – Received via Lockbox, Counter

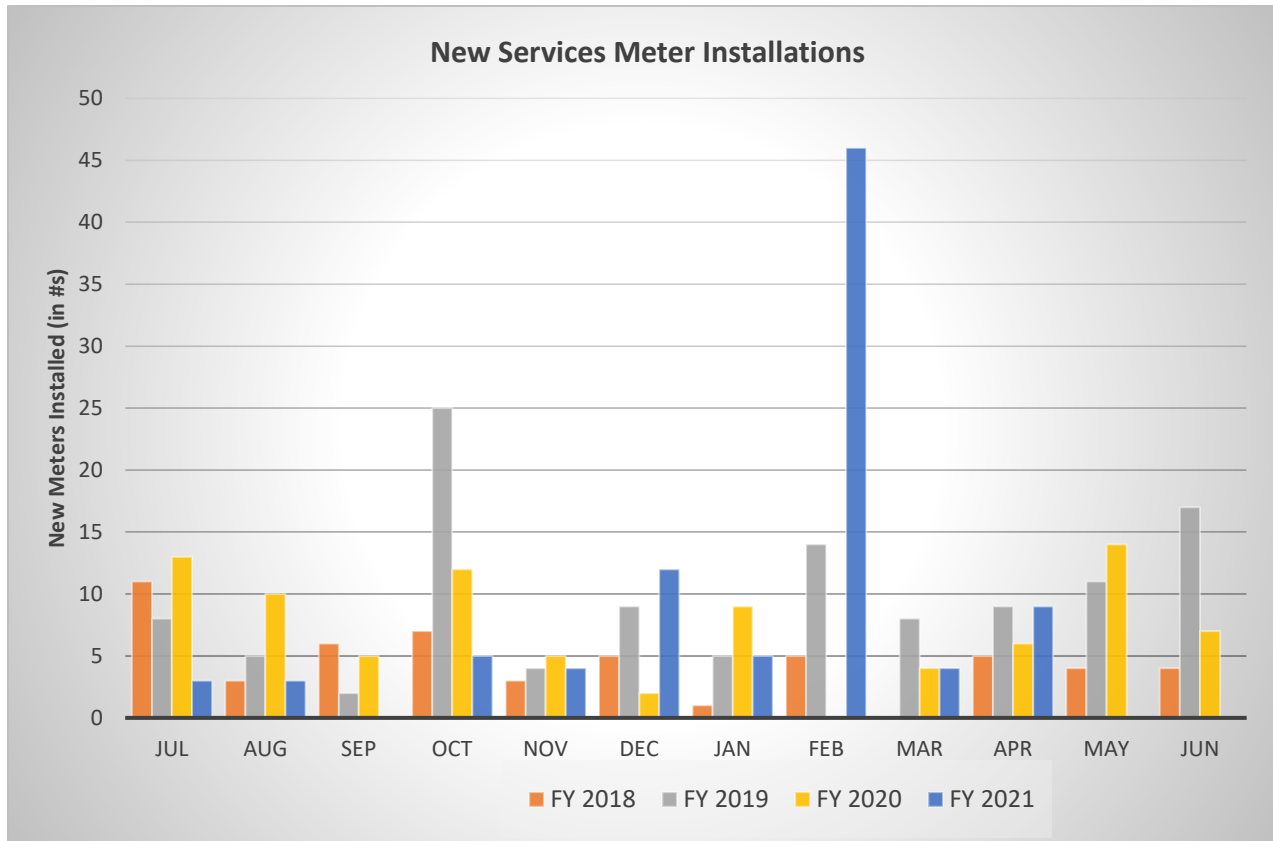
Credit Card – Received via CRW Initiated Automatic Payment, Walk-ins/Phone Calls, and Website

Electronic Funds Transfer – Received via Bank to Bank Transfer, Automatic Checking Withdrawal (RapidPay)

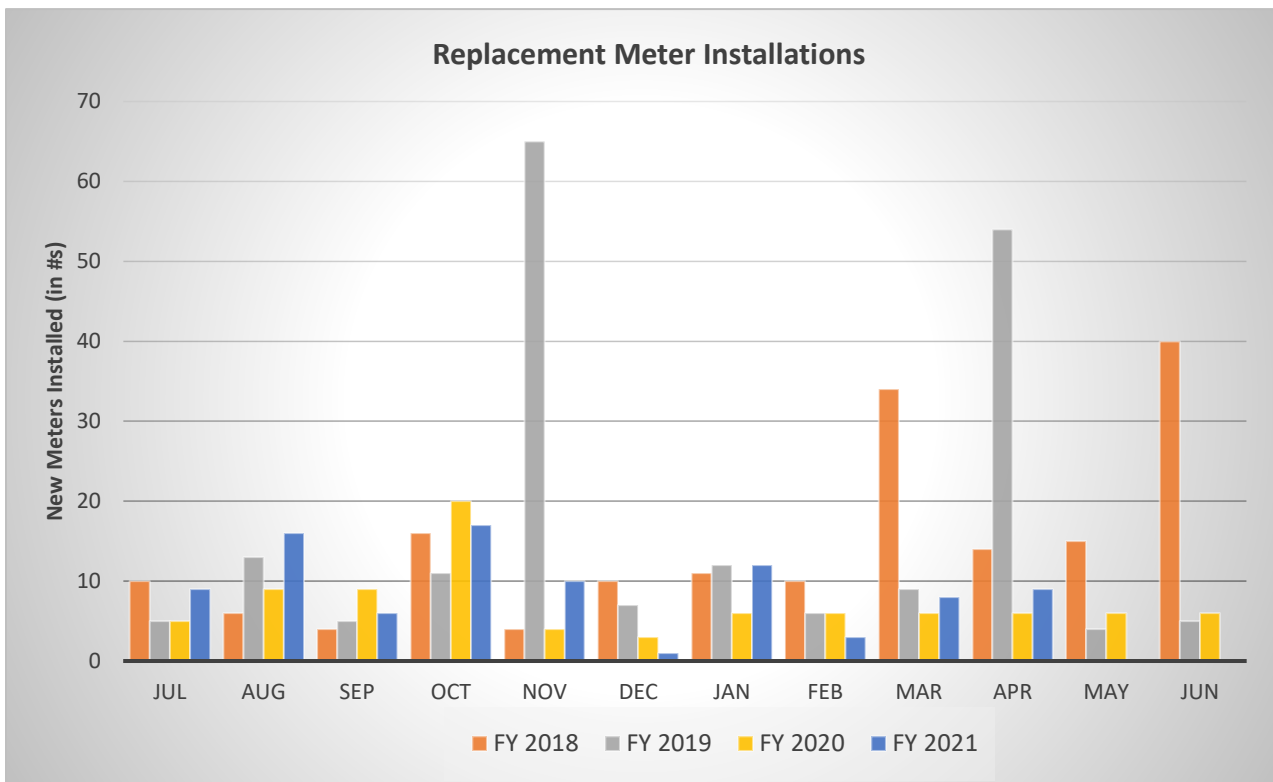


*Reminder Phone Calls are made during the even months.

Shut-offs occur the following month. **Jan/Feb late notice number is an estimate *No late notices sent Sept-Dec.



No New Services for Mar. FY17 & FY18 & Feb. FY20 & Sept. FY21



No Replacements for Jul., Mar.FY17

System Operations & Engineering

Operation Statistics

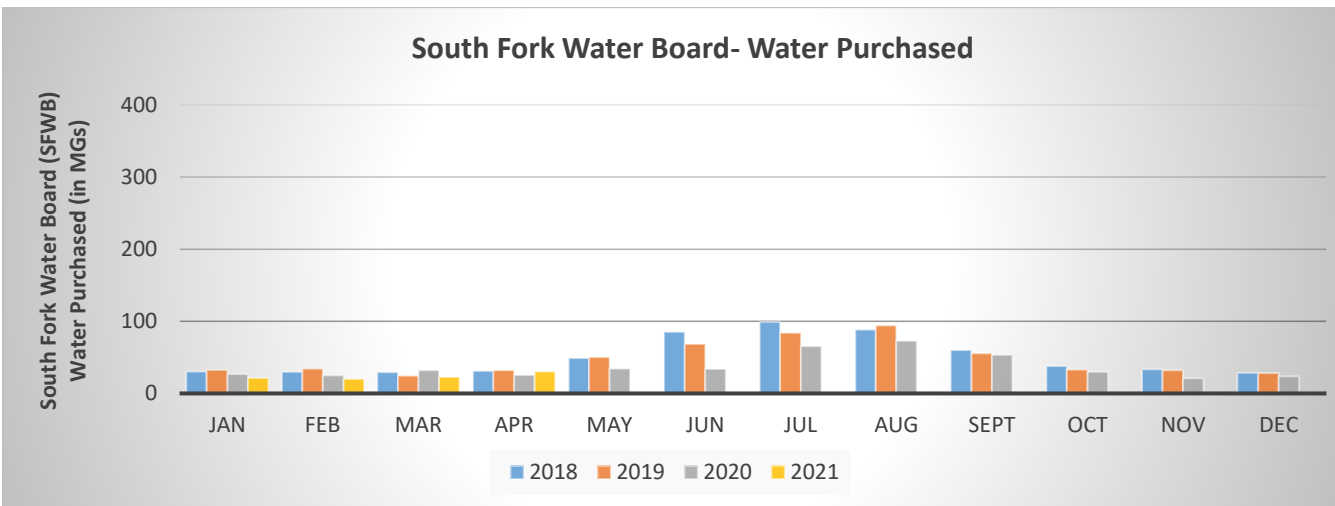
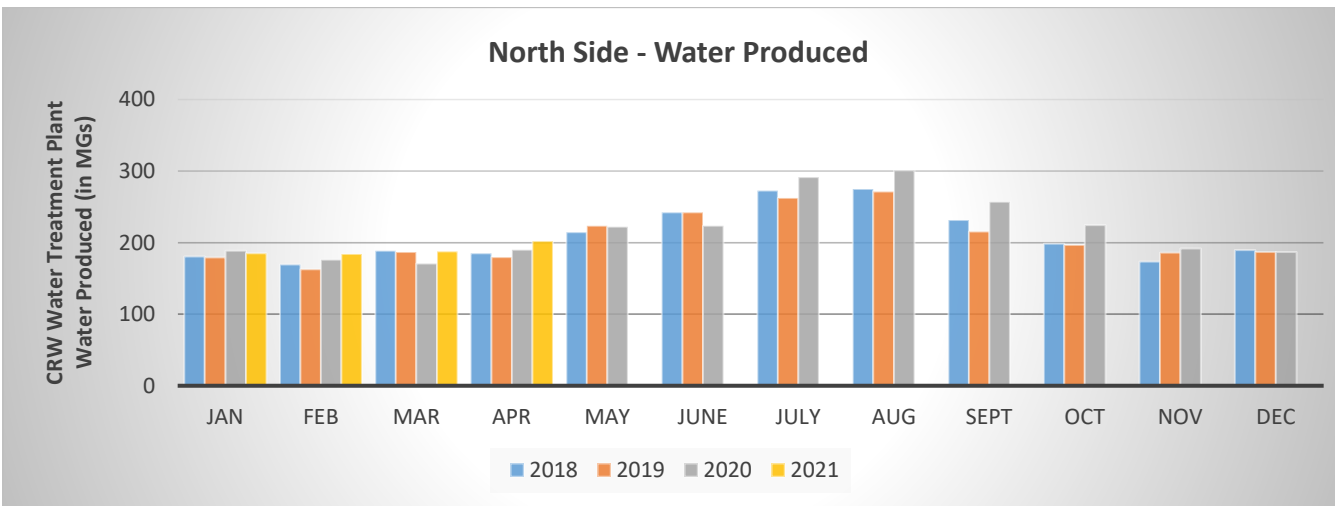
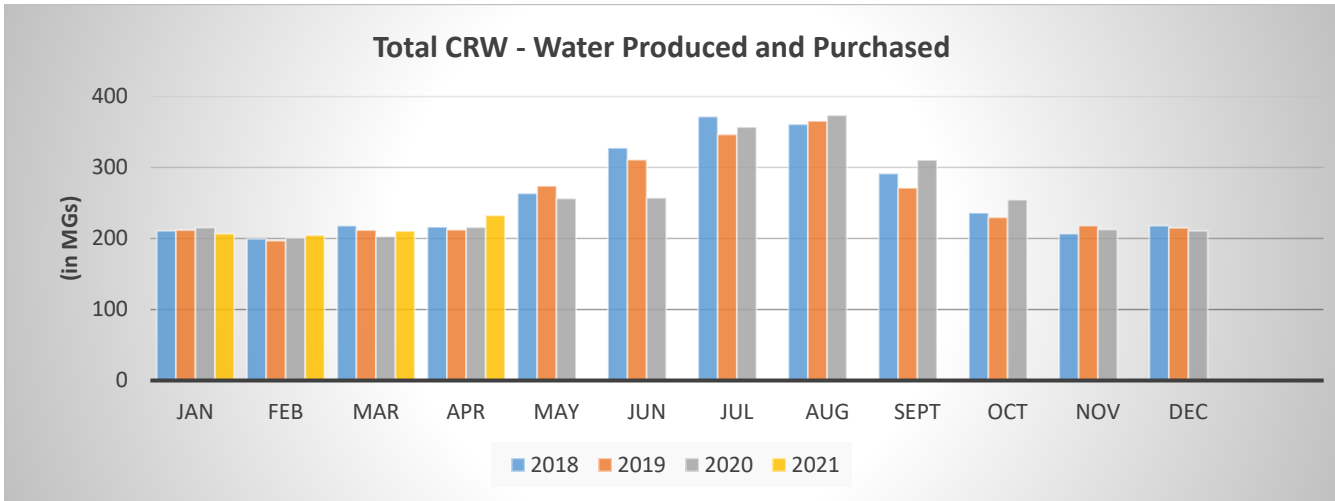
	Leak Repairs Made (all pipe sizes)	Leak Detection Completed (miles)	Hydrant Maintenance	Locate Requests	Valve Maintenance & Mapping	After-hours Call-outs	Meter Maintenance Tasks	Cross Connection Inspections
April 2020	0	1.7	253	567	591	6	9	0
May 2020	2	.2	128	473	83	8	9	0
June 2020	1	0.2	327	571	171	3	41	4
July 2020	1	0.1	104	474	15	5	43	1
July 2020	3	0.3	228	418	14	5	37	1
Sep. 2020	5	14.9	136	494	4	10	35	0
Oct. 2020	1	15.5	120	474	0	7	155	2
Nov. 2020	3	1	6	331	7	10	241	1
Dec. 2020	3	1	13	339	26	3	55	5
Jan. 2021	2	.2	5	419	257	7	61	5
Feb. 2021	0	2	26	327	364	7	93	6
Mar. 2021	0	12.6	80	522	106	9	36	12
April 2021	0	11.3	42	584	126	8	25	2

Private Project Tracking –April 2021

Project No.	Name	Description	Phase	Status
16-5205 Private	Glen Oak Master Meter	8" Master Meter to Oregon City	Const.	Construction in July 2021
18-5232 Private	Copper Heights	Residential 30 lot subdivision on difficult site	Design	No action
19-5252 Private	Heirloom Apartments	8" & 12" mains for 286-unit apartments, (4) 3" meters, (7) 2" meters	Const.	Water work complete. Site work continues.
19-5240 Private	Home2 Suites	12" main for 101-unit hotel, 4" meter	Const.	Punch list underway.
19-5254 Private	D St. Improvements	Road Extension with utilities (at Fuller P&R)	Const.	Construction underway.
19-5255 Private	Fuller Station Affordable Housing	100-unit Multi-family housing, 4" meter	Design	Construction begins in May.
19-5256 Private	Residence Inn by Marriot	117-unit Hotel at Clackamas Town Center, 4" meter	Const.	Punch list underway.
19-5259 Private	Washman	8" main and 2" meter	Const.	Site work started. Pending utility construction start.
20-5262 Private	Bonaventure Senior Living	6" fire service and 3" meter	Const.	Pending construction start.
20-5263 Private	Fora Townhomes	7 domestic services on Lamphier St.	Const.	Construction underway.
20-5264 Private	West Coast Storage	2 - 6" Fire Service and 2 - 2" Meters	Const.	Construction underway.
20-5267 Private	Ogden MS Fire Service	6" main extension of fire service	Const.	Punch list underway.
20-5271 Private	Capps Rd @ 120th	2- 6" Fire Services and 2 - 2" Meters	Const.	Construction underway.
20-5272 Private	Elite Motors	8" Main and 1" Meter	Design	Plan review.
21-5283 Private	NCSD Facility	1 - 6" Fire Service 3 - domestic meters	Design	Plan Review.

Project Management Report										
Project Description	Project #	BN 2019-2021						Current Phase/Status		
		FY 2020 Budget	FY 2021 Budget	Total BN Budget	FY 2020 Actual	Through April 2021	Remaining Budget	Expenditures to Date (a)		
Capital Improvement Projects Fund										
ODOT/City/County DTD Adjustments	5249	169,000	117,000	286,000	67,024	59,744	66,182	126,768	Tracking and coordinating; ODOT 82nd Ave Overlay-2021	
CRC Mobility Improvements (b)	5243				50,772	30,191		82,273	Punch list	
Sunnybrook & 93rd Loop Waterline (b)	5241	-	-	-	5,320			20,014	Punch list	
Linnwood Avenue Improvements	5270					6,766		6,766	Research and Scoping	
Edgewood Neighborhood Waterline	5239	1,045,000	-	1,045,000	907,777	55,387	81,837	1,054,630	Complete	
Forsythe Road Waterline - Phase 1	5251	572,000		572,000	40,223	367,409	164,368	407,632	Complete	
Leland Road Master Meter & Waterline	TBD	-	480,000	480,000		-	480,000	-	No Activity	
82nd Drive Waterline - Phase 1	5253	-	814,000	814,000	840	83,081	730,079	83,921	Construction began May 3, 2021	
Orchid Waterline & Meter	5260	74,000	-	74,000	35,297	317	38,386	35,614	Complete	
Mather Reservoir Control Valve	5250	210,000	-	210,000	50,897	39,851	119,252	90,748	Complete	
90th Ave Pump Station Valve Replacement	5248	-	150,000	150,000	13,474	119,072	17,454	132,546	Complete	
Redland Road Waterline- Phase 1	5273				213	213	(213)	213		
Totals		2,070,000	1,561,000	3,631,000	1,171,836	762,031	1,697,345	2,046,124		

Notes: (a) "Expenditures to Date" includes all costs through all project phases (planning, design, construction), spanning multiple fiscal periods as applicable (b) CRC project #5243 and Sunnybrook & 93rd Loop project #5241 are included in ODOT/DTD budget



Regulatory

All 84 samples collected and analyzed for the April monitoring period showed no presence of coliform/*E. coli* bacteria.

Quarterly Disinfection By-Product sampling was conducted at 4 locations in the North Service Area and 4 locations in the South Service Area distribution systems.

Non-Regulatory

General water quality parameters (pH, temperature, chlorine, TDS, hardness, alkalinity) were collected for the distribution system at 16 locations in the North and South systems.

Monthly watershed sampling was conducted at 4 long-term sampling locations for total organic carbon, nutrients (nitrate/nitrite, total phosphorus, orthophosphate, etc), coliform density, pH, dissolved oxygen, TDS, temperature, and volatile organic carbon compounds (VOCs, 21 regulated for drinking water, 36 unregulated). Raw water at our intakes was also tested for giardia and cryptosporidium.

Quarterly sampling was conducted in raw water at the treatment plant intakes for inorganic compounds, including metals, synthetic inorganic chemicals (SIOCs, 29 regulated for drinking water, 5 unregulated), and synthetic organic chemicals (SOCs, 29 regulated, 14 unregulated).

As of May 1, the Willamette basin **snowpack was 85% of normal**. This is significantly lower than last month when the basin snowpack was 121% of normal.

- April precipitation in the Willamette basin was 20% of average. **Precipitation since the beginning of the water year (October 1 - May 1) has been 87% of average** in the basin.
- The May through September **streamflow forecasts in the basin range from 80% to 96%** of average. Overall, forecasts decreased significantly from last month's report. Water managers in the basin should expect below normal to near normal streamflow's this spring and summer.
- The **three-month outlook** from the NOAA Climate Prediction Center calls for a higher chance of above-average temperatures across most of the state, except for the northwest corner with **equal chances of below/above-average temperatures**. In addition, there is a higher chance for **below-average precipitation** across Oregon.



Willamette Basin

May 1, 2021

