



**Clackamas River Water**

# **Monthly Update**

***November 2023***



- Monthly Update ..... 3
  - Purchase Order Report.....3
  - Contracts Log..... 4
  - Summary of Legal..... 4
  - Public Records Request Received ..... 4
  - Financial Reports..... 5
  - Statistics ..... 6
  - Activity Reports ..... 7
- System Operations ..... 8
  - Operation Statistics..... 8
  - Project Updates..... 9-10
- Water Resources & Water Quality ..... 11
  - Water Distribution Charts ..... 11
  - Sampling Reports ..... 12
    - Regulatory ..... 12
    - Non-Regulatory ..... 12
  - River Flow Conditions Report..... 13

Purchase Order Report- October 2023

Vendor: 03212 - EVOQUA WATER TECHNOLOGIES, LLC

PO #	Description	Total Amount
24-0066	ANNUAL MAINTENANCE OF DI WATER SYSTEM	5,000.00

Vendor: 03319 - C & R REFORESTATION

PO #	Description	Total Amount
24-0050	EASEMENT MAINTENANCE CLEARING WITH	17,340.00

Vendor: 04087 - TOYOTA LIFT NORTHWEST

PO #	Description	Total Amount
24-0065	TORA-MAX MODEL 2TWB33, Compact Electric	1,499.00

Vendor: 04540 - POTTER ROEMER LLC, DBA FIREPRO MONITORS

PO #	Description	Total Amount
24-0064	CHARGER, 2-WHEEL WITH 1.5" SNORKEL	7,480.00

Vendor: 04543 - AUTOMATIONDIRECT.COM INC

PO #	Description	Total Amount
24-0067	PROSENSE ADVANCED PROCESS CONTROLLE	4,480.00

## Contract Log

(Executed since last board meeting October 12, 2023)

Company	Product / Service	Rates	Eff. Date	Exp. Date	New/Amended/ Extended
C & R Reforestation	Pruning & weed control	NTE \$40,000	10/17/23	6/13/24	New in participation with the Washington County contract
Carollo Engineers	Backwash bypass system project	NTE \$40,000	10/12/23	6/30/24	New contract
Moss Adams, LLC	Auditing Services	NTE \$91,000	1/1/24	1/31/26	New. Approved by the Board 10/12/23

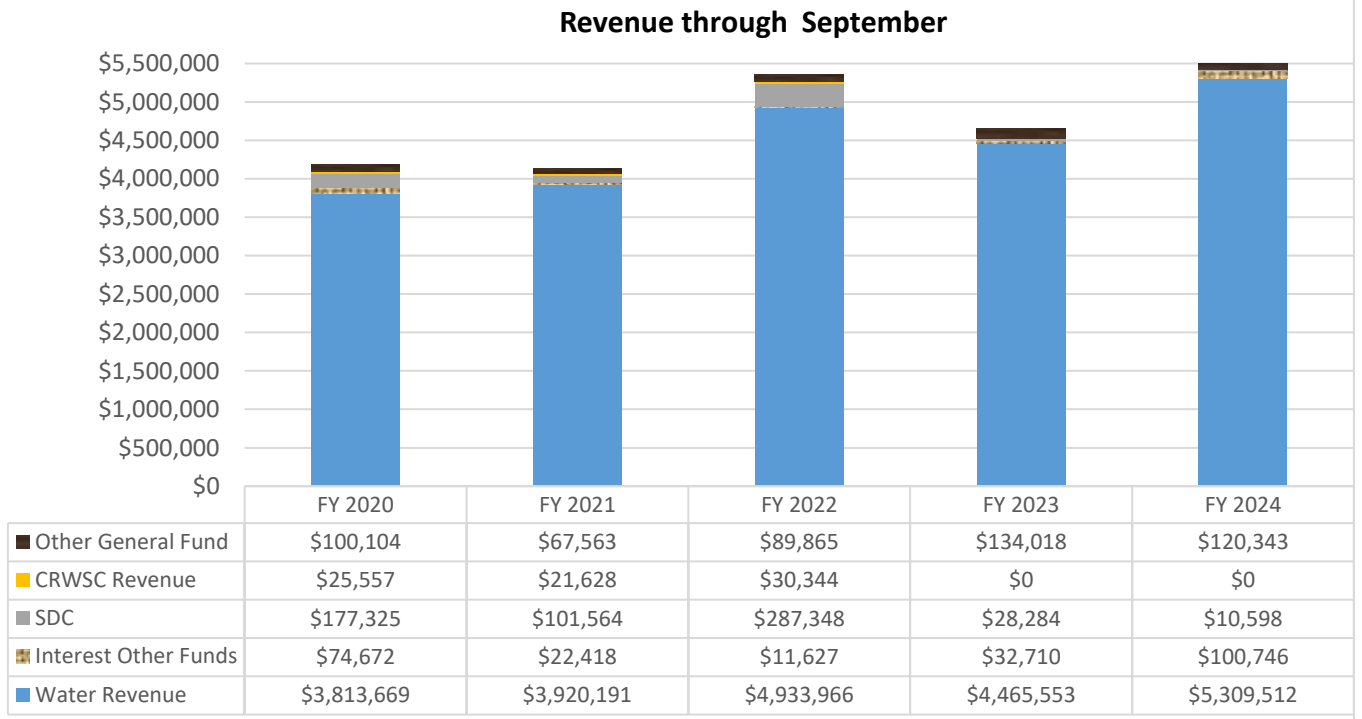
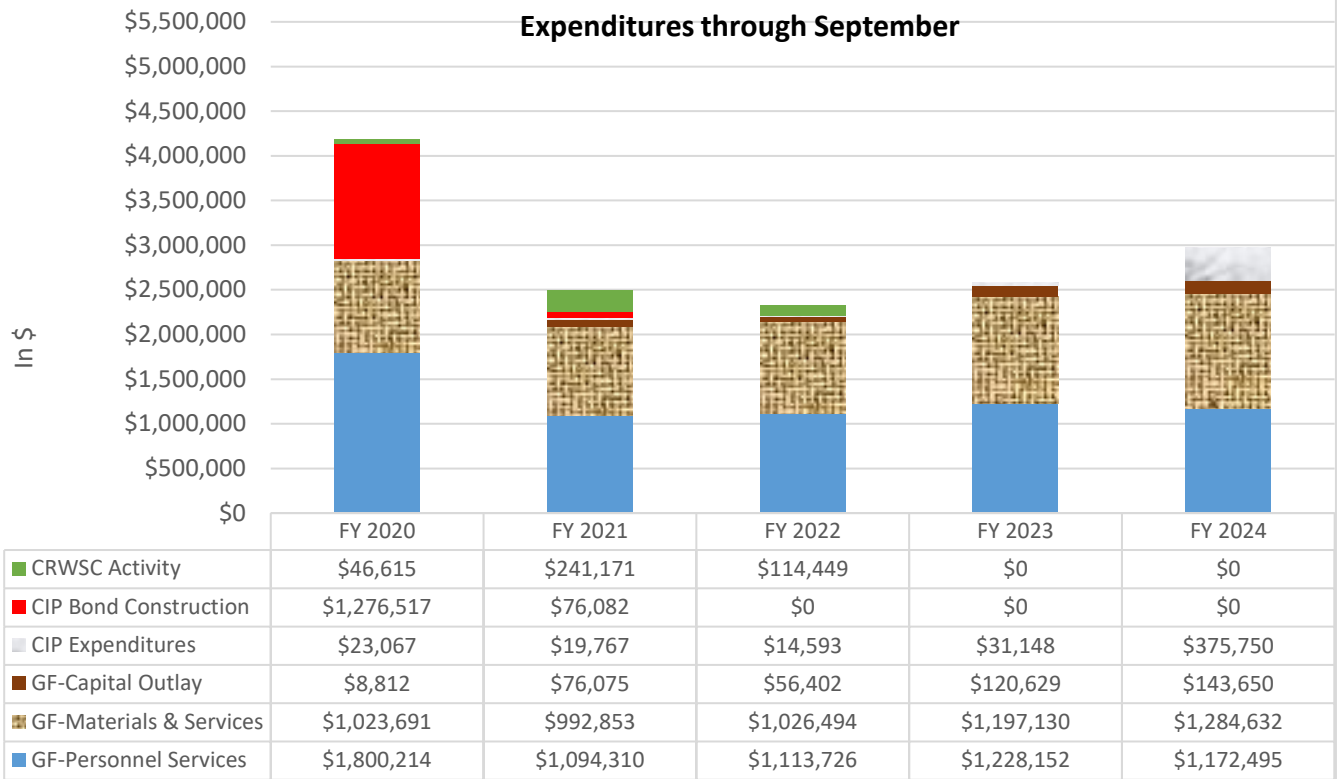
## Summary of Legal

### October 2023

Harrang Long Gary Rudnick monthly retainer	\$ 4,600.00
Harrang Long Gary Rudnick work outside of retainer/Client Cost	\$
Sub-contracted legal services	\$ <u>228.00</u>
<b>Total Legal</b>	<b>\$ 4,828.00</b>

## Public Records Request Received

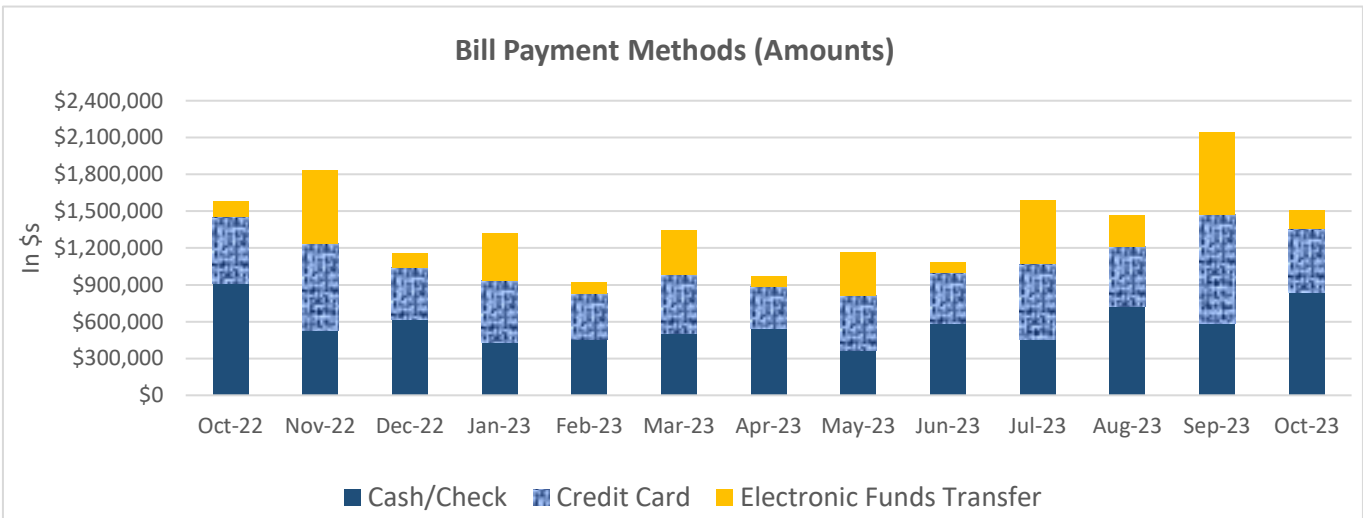
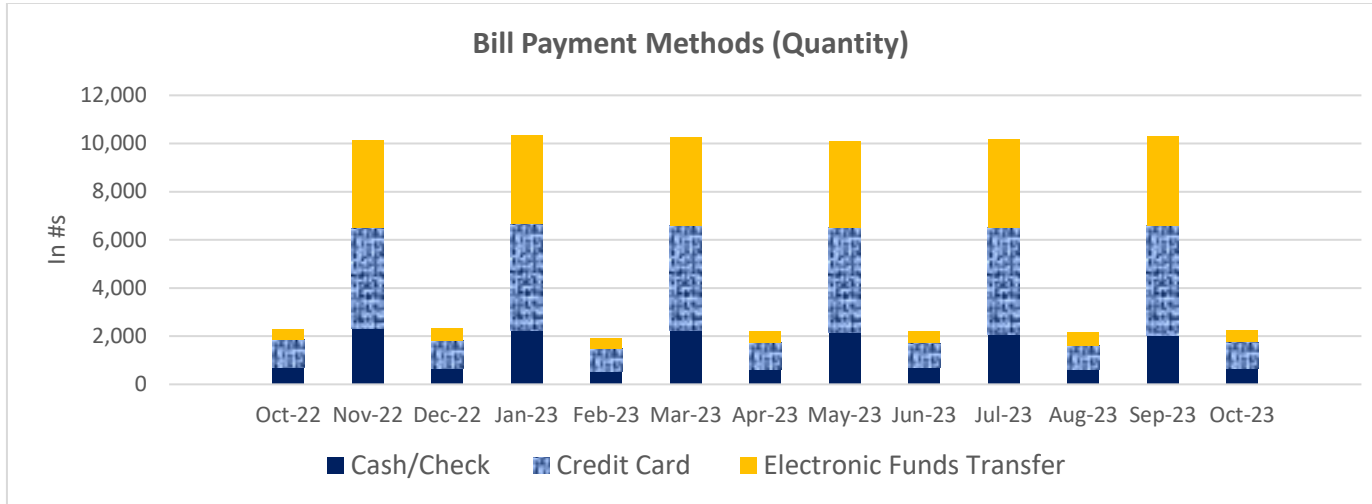
**Number of Records Requests Received in October 2023** **0**



1) Water Revenue has seen the highest consumption compared to previous years 2) There are no costs for CIP Bond or CRWSC as those funds have been closed out but will be reported in the 5-year graph. 3) Expenditures in Materials & Services is unusually high mainly due to increased activity in contract work.

(as of the end of October 2023)

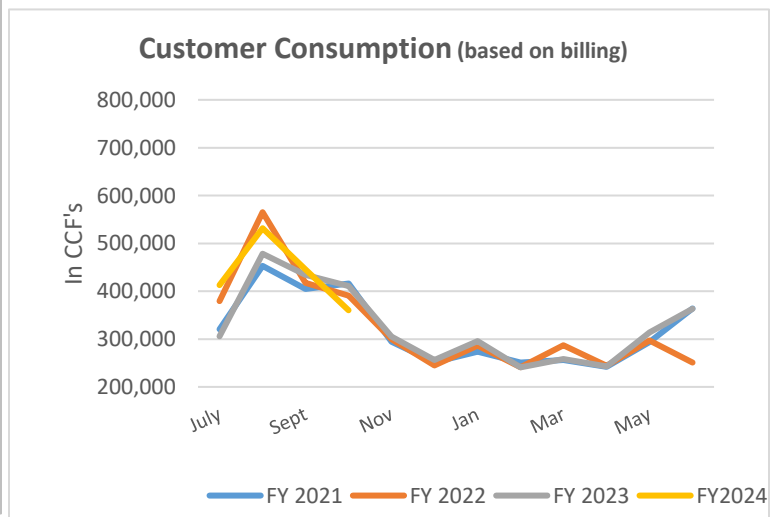
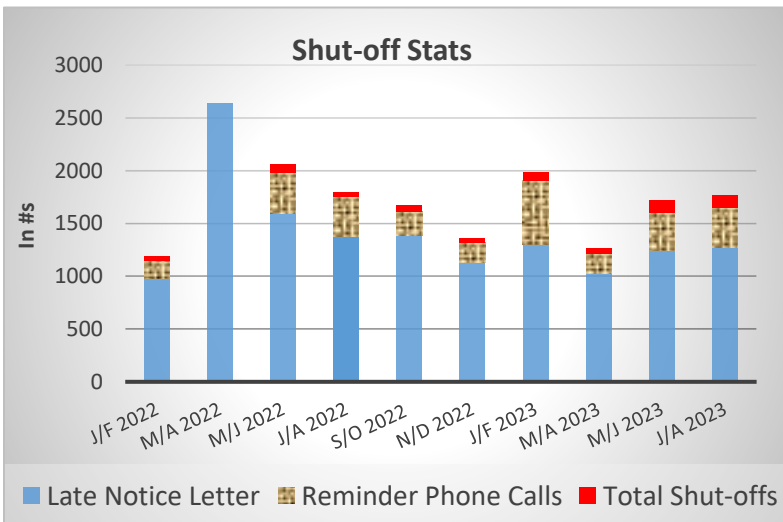
Residential Customers are billed on even months, Commercial Customers are billed on odd months.



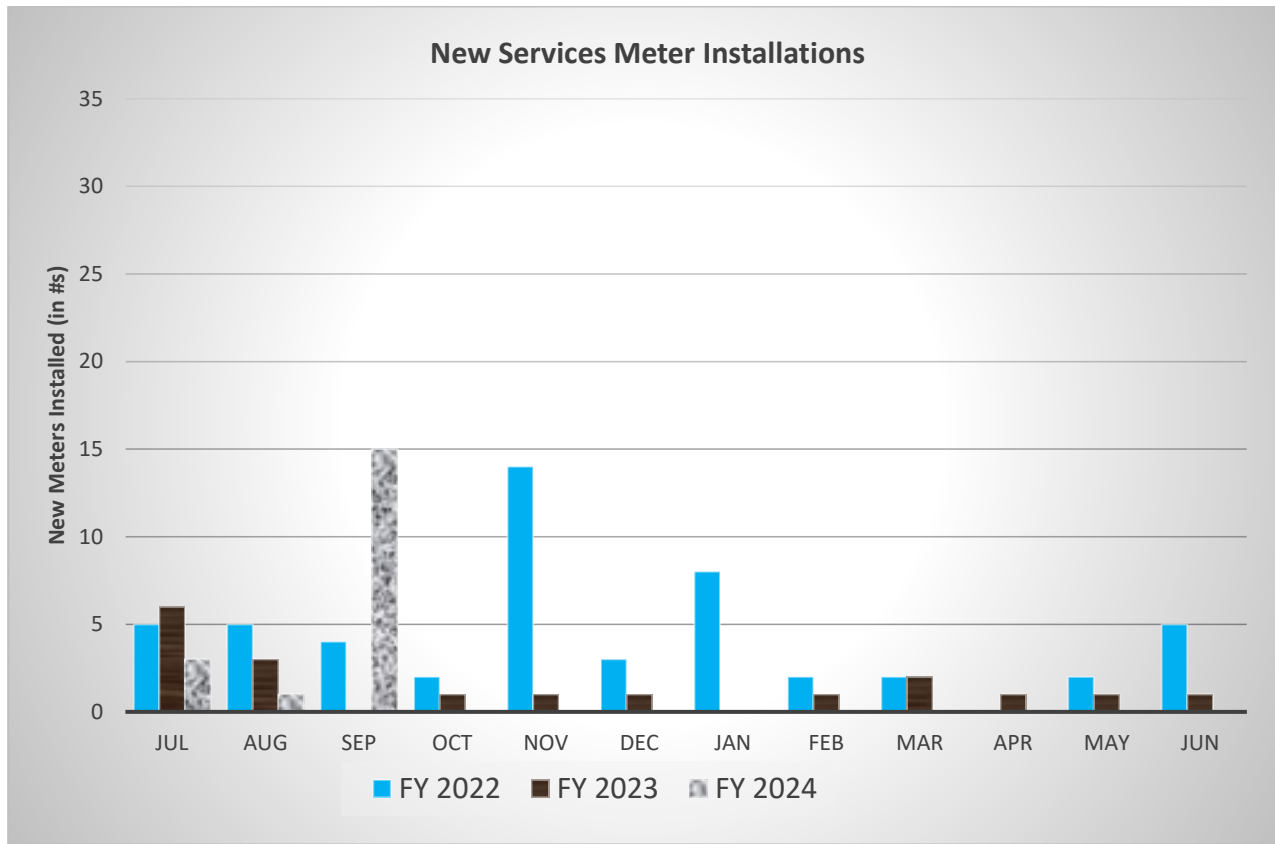
Cash/Check – Received via Lockbox, Counter

Credit Card – Received via CRW Initiated Automatic Payment, Walk-ins/Phone Calls, and Website

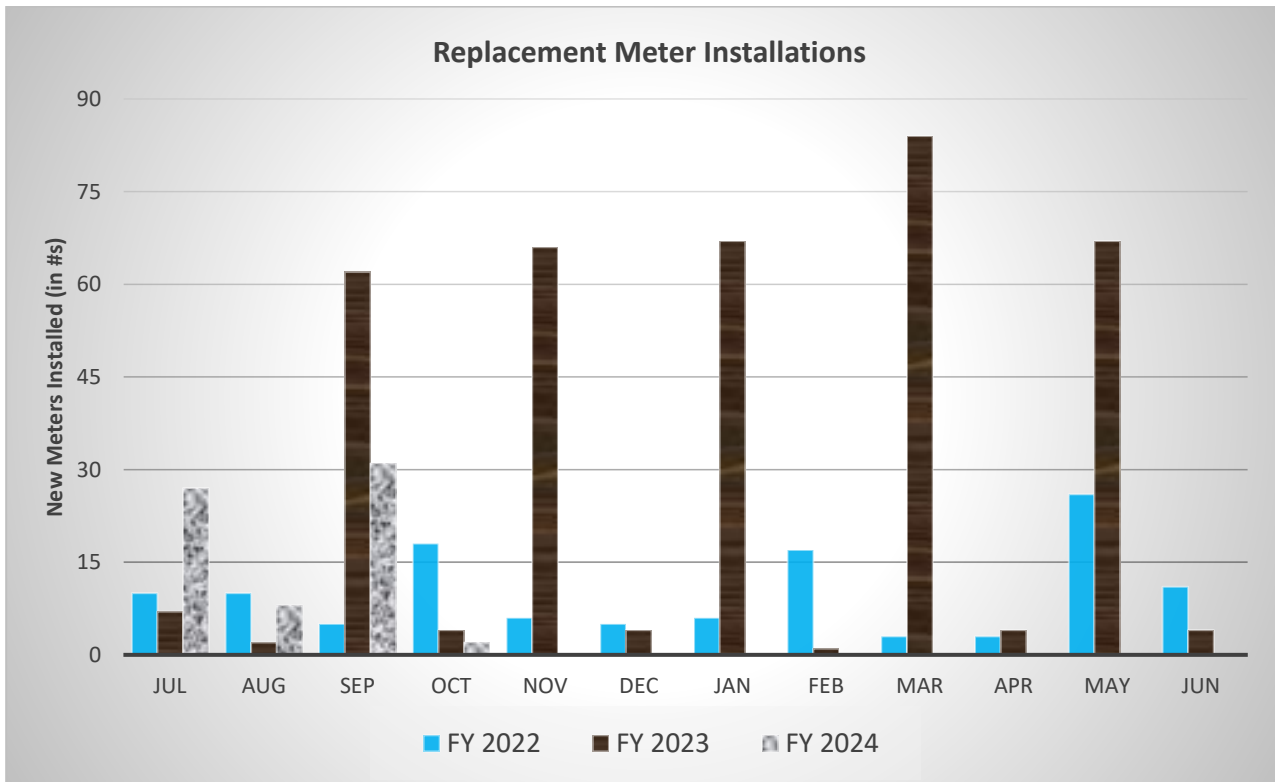
Electronic Funds Transfer – Received via Bank-to-Bank Transfer, Automatic Checking Withdrawal (RapidPay)



\*Reminder Phone Calls are made during the even months. Shut offs occur the following month. \*\*Jan/Feb late notice number is an estimate \*No late notices Sept-Dec. '20; reinstated February and sent in May 2021



No new services for Sept. FY21, April F22, Sept. FY 22, Sept. FY 23, Jan FY23, Oct. FY24

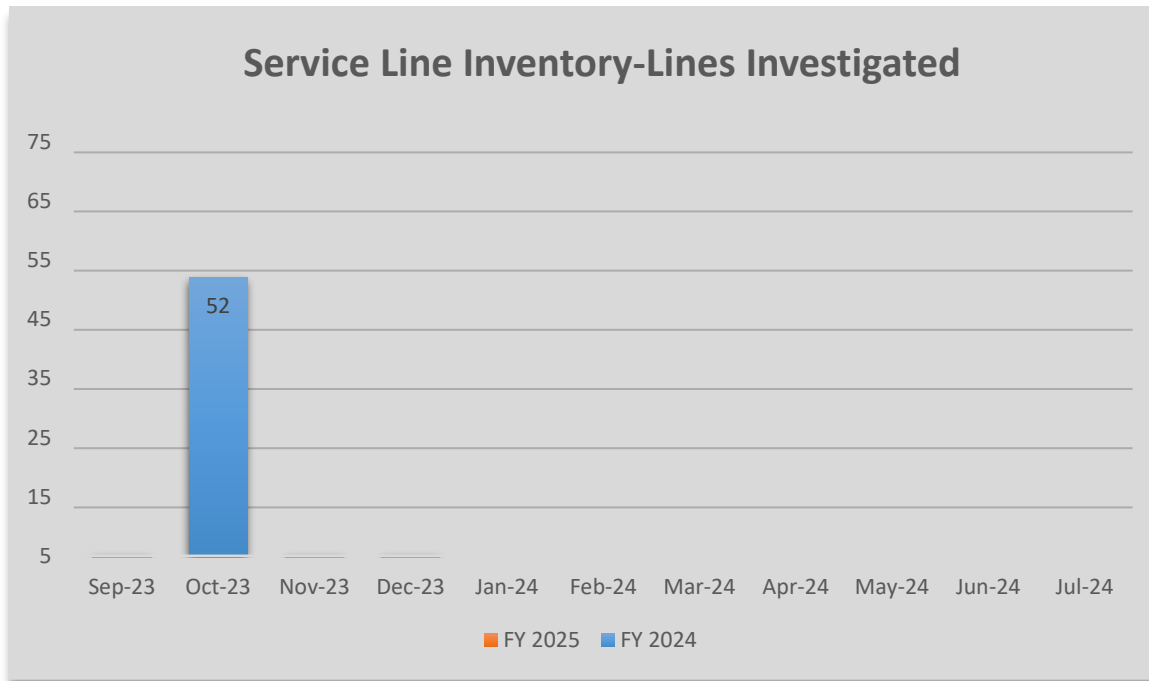


**Annual 2023 Goal for Meter Replacement is 350- Year to date is 295.**

## Operation Statistics

	Leak Repairs Made (all pipe sizes)	Leak Detection Completed (miles)	Hydrant Maintenance	Locate Requests	Valve Maintenance & Mapping	After-hours Callouts	Meter Maintenance Tasks	Cross Connection Inspections
Jan. 2023	0	0.0	6	374	95	3	47	0
Feb. 2023	0	0.0	140	366	162	0	58	2
Mar. 2023	4	0.0	4	496	80	4	0	0
April 2022	1	23.7	169	378	219	7	0	0
May 2023	3	40.6	1	440	5	9	54	3
June 2023	1	9.0	188	401	124	7	0	1
July 2023	1	24.6	135	338	0	5	112	0
Aug. 2023	3	9.1	241	391	4	4	2	3
Sep. 2023	2	29.2	114	381	2	2	81	0
Oct. 2023	6	0.0	0	394	70	6	0	0
Nov. 2023								
Dec. 2023								
<b>Total to Date</b>	<b>21</b>	<b>136.2</b>	<b>998</b>	<b>3959</b>	<b>761</b>	<b>47</b>	<b>354</b>	<b>9</b>
<b>2023 Annual Goal</b>	N/A	120.0	1,110	N/A	500	N/A	N/A	96

Note - Annual maintenance goals are established based on several criteria including; AWWA Best Management Practices, identified system priority maintenance and repair focus needs, and internal/external project forecasts.



No investigations for Sept. 2023

**Project Goal: Investigate 683 randomly selected service lines by July 2024. Goal to date is 15.**



## Project Updates

### Private Development Projects

#### Private Project Tracking – October 2023

Project No.	Name	Description	Phase	Status
<b>20-5262 Private</b>	Bonaventure Senior Living	6" fire service and 3" meter	Const.	Site construction ongoing.
<b>21-5285 Private</b>	130 <sup>th</sup> Industrial Park	3-fire services 3-commercial services	Const.	Punch list Underway.
<b>18-5288 Private</b>	Copper Heights	Residential 30 lot subdivision	Const.	Complete
<b>21-5289 Private</b>	224 Logistics Center	Unified Grocer site; 4 fire & 4 Domestic Services	Const.	Construction underway
<b>22-5294 Private</b>	Clackamas CLT	8" main extension for 10 lot subdivision	Const.	Punch List Underway
<b>22-5295 Private</b>	Jannsen Multi-Family	New fire and domestic service for 8-plex development.	Const.	Pending Construction start.
<b>22-5298 Private</b>	Serres Farms Subdivision	7-lots of subdivision	Design	Design Review Underway.
<b>23-5299 Private</b>	Prologis Park Clackamas	4-Warehouses with Fire and domestic service	Design	Design Review Underway.

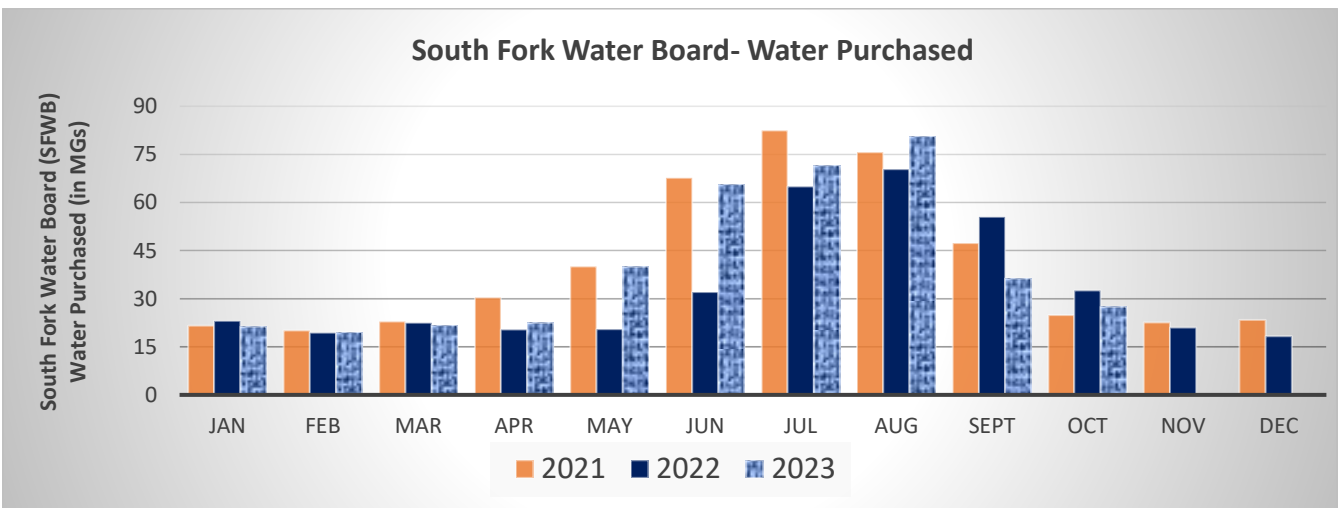
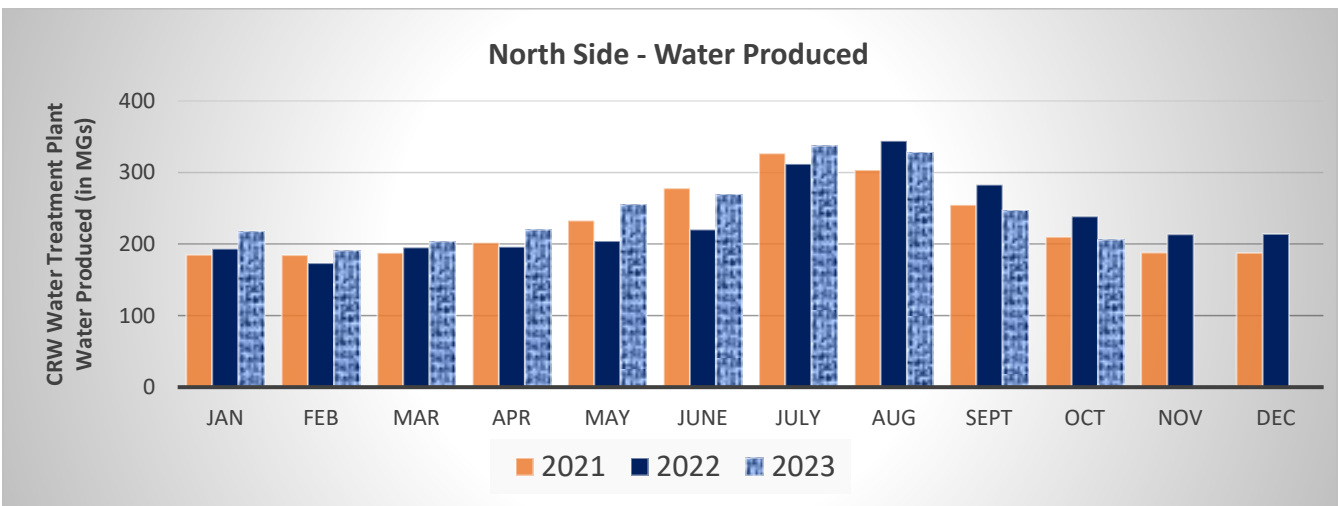
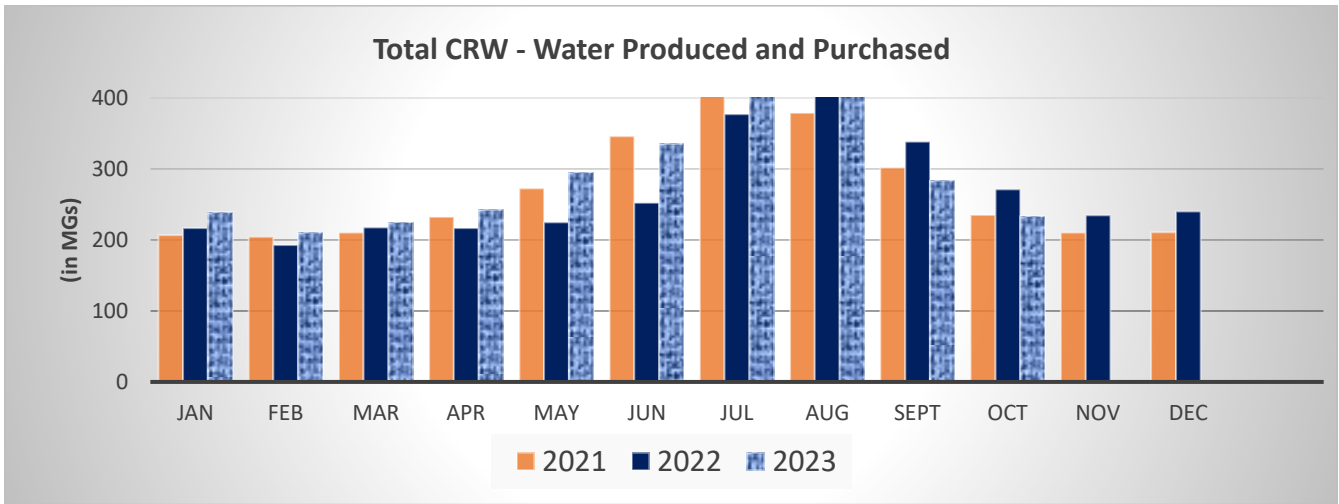
Capital Project Tracking – October 2023

Project No.	Name	Budget BN 2023-25	Total to Date*	Remaining Budget	Status
5301	Trans/CRW Impact Projects	\$250,000	\$966	\$249,034	
Utility coordination and adjustments at: Johnson Cr. Blvd at 79th Place Signals; ODOT 82nd Ave.					
5303	82 <sup>nd</sup> Dr. Waterline	\$1,041,000	\$1,688	\$1,039,312	In Design
Survey complete. Preparing to hire design consultant.					
5291	I-205 Crossings:	\$1,119,000	\$1,297	\$1,117,703	In Design
Survey complete. Preparing to hire design consultant.					
5306	Redland Rd. Waterline Phase 2	\$1,355,000	\$23,285	\$1,331,715	In Design
Design at 90% complete.					
5307	Redland Rd. PRV	\$1,003,000	\$0	\$1,003,000	No Activity
No Activity.					
5308	Low Lift PS Improvements	\$749,000	\$0	\$749,000	No Activity
No Activity.					
5309	WTP Structural Improvements	\$1,000,000	\$0	\$1,000,000	No Activity
Preparing consultant selection.					
5273	Redland Rd. Waterline Phase 1	\$666,000	\$17,279	\$648,721	Construction
Roadwork underway. Waterline construction nearing completion.					
5270	Linwood Road Improvements	\$210,000	\$51,492	\$158,508	Construction
Construction is ongoing. CRW is coordinating service replacement work with the County and Contractor.					
5278	Monroe Street Improvements	\$850,000	\$7,357	\$842,643	Design in progress
Design at 30% complete. Coordinating with County road design.					
5280	Pump Station Chlorine	\$142,000	\$446	\$141,872	Design in progress
Designing spaces to house the new and upgraded chlorination equipment.					
5281	WTP Polymer Feed System	\$252,000	\$128	\$251,918	Design phase
Designing space and layout of proposed feed system on first floor of WTP.					
5282	WTP Filter Valve Replacement	\$1,302,000	\$19,635	\$1,282,365	Valve procurement
Valves and actuators have been ordered with delivery in October 2023. An installation contract is being prepared.					
<b>BN 23-25 Totals</b>		\$9,939,000	\$124,587	\$9,814,413	
5279	Maplelane Road Waterline	\$846,000	\$845,384	\$616	Construction
Construction within Maplelane Rd is complete. Easement waterline installation has been problematic. A new installation contractor is scheduled to arrive in November.					
<b>The budget showing is from FY21-23. Total expenditures are for both FY21-23 and FY23-25 combined.</b>					

\*Total expenditures for October does not include labor overhead

Water Distribution Charts

(as of the end of October 2023)



Information provided in shown in Calendar Years and not Fiscal Years

### Regulatory

All 73 samples collected and analyzed for the September monitoring period showed no presence of coliform/*E. coli* bacteria.

Quarterly Disinfection By-Product sampling was conducted at 4 locations each in the North and South Service Areas.

### Cyanotoxin Testing

Microcystin and Cylindrospermopsin sampling of our raw water began in May and occurs every two weeks through October for compliance, and the samples are analyzed at our in-house accredited laboratory.

*No cyanotoxins have been detected in our raw water throughout the sampling season.*

### Non-Regulatory

General water quality parameters (pH, temperature, chlorine, TDS, hardness, alkalinity) were collected throughout the distribution system at 16 locations in the North and South systems.

Monthly watershed sampling was conducted at 4 long-term sampling locations for total organic carbon, nutrients (nitrate/nitrite, total phosphorus, orthophosphate, etc.), coliform density, pH, dissolved oxygen, TDS, and temperature.

Quarterly sampling was conducted in raw water at the treatment plant intakes for inorganic compounds including metals, volatile organic compounds (VOCs, 21 regulated for drinking water, 36 unregulated), and synthetic inorganic chemicals (SIOCs, 29 regulated for drinking water, 5 unregulated).

Weekly algae monitoring was done through October at 3 locations in the North Fork Reservoir and CRW's intakes. This work includes species monitoring with the FlowCAM and nutrient analysis.

## River Conditions Reports

- The current Clackamas River **7-day average streamflow is 128% of normal** (median).
- October **precipitation in the Clackamas basin was 97% of normal**. Precipitation for the water year (October 1, 2023 – November 7, 2023) was 139% of normal.
- **The three-month outlook (Nov-Jan)** from the NOAA Climate Prediction Center calls for a very likely chance of **above normal temperatures**, and normal **precipitation (equal chances of above and below normal)** for northwest Oregon.

