



Clackamas River Water

Monthly Update

September 2021



| | |
|---------------------------------------|-----|
| Monthly Update | 3 |
| Contracts Log..... | 3 |
| Summary of Legal | 3 |
| Public Records Request Received | 3 |
| Financial Reports | 4 |
| Statistics | 5 |
| Activity Reports | 6 |
| System Operations & Engineering | 7 |
| Operation Statistics | 7 |
| Project Updates..... | 8-9 |
| Water Resources & Water Quality | 10 |
| Water Distribution Charts | 10 |
| Sampling Reports | 11 |
| Regulatory | 11 |
| Non-Regulatory | 11 |
| Sampling for Other Agencies..... | 11 |
| River Conditions Report | 12 |

Contracts Log

(Executed since last board meeting September 12, 2021)

| Company | Product / Service | Rates | Eff. Date | Exp. Date | New/Amended/ Extended |
|---------------|------------------------------------|--------------|-----------|-----------|----------------------------------|
| WHA Insurance | Insurance Agent of Record Services | NTE \$40,000 | 1/1/19 | 9/1/22 | Extended (Board approval 8/9/21) |
| | | | | | |
| | | | | | |
| | | | | | |
| | | | | | |
| | | | | | |
| | | | | | |
| | | | | | |
| | | | | | |
| | | | | | |

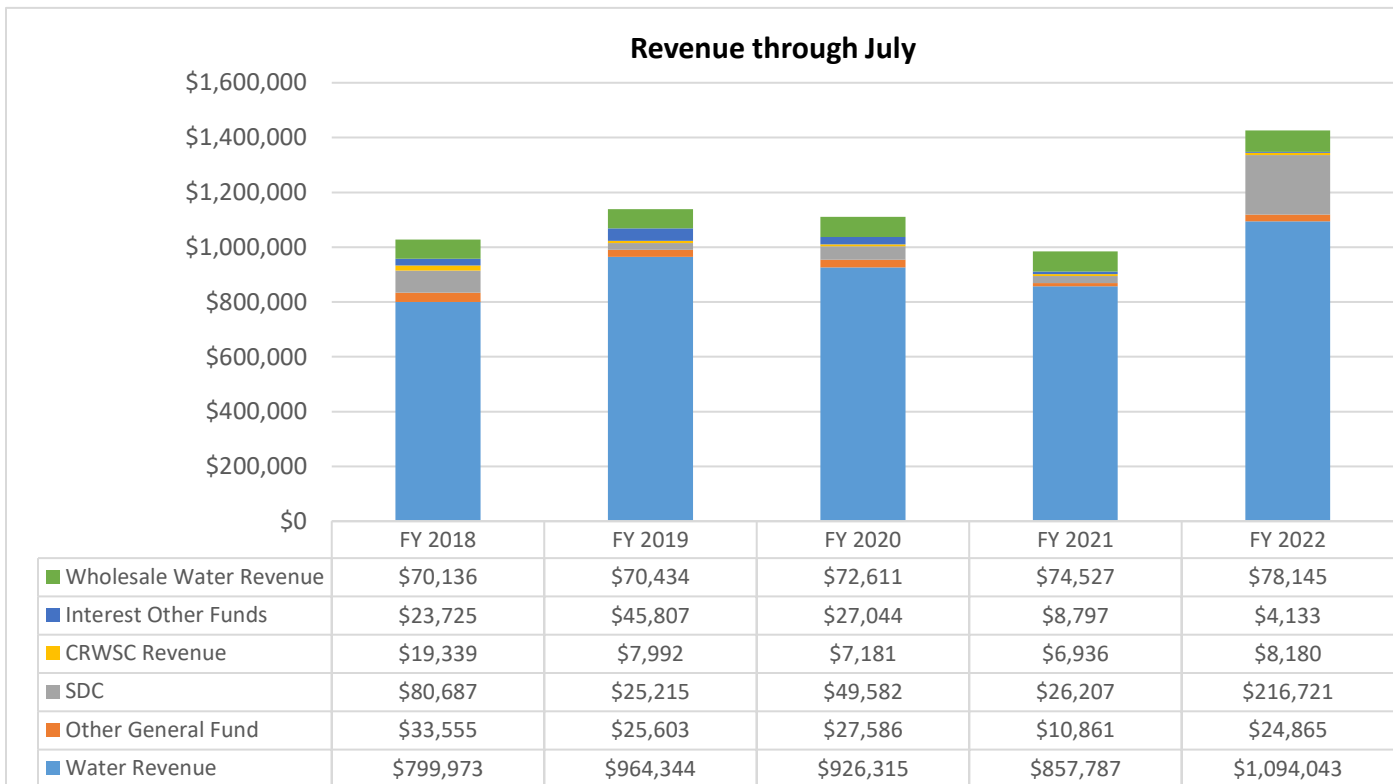
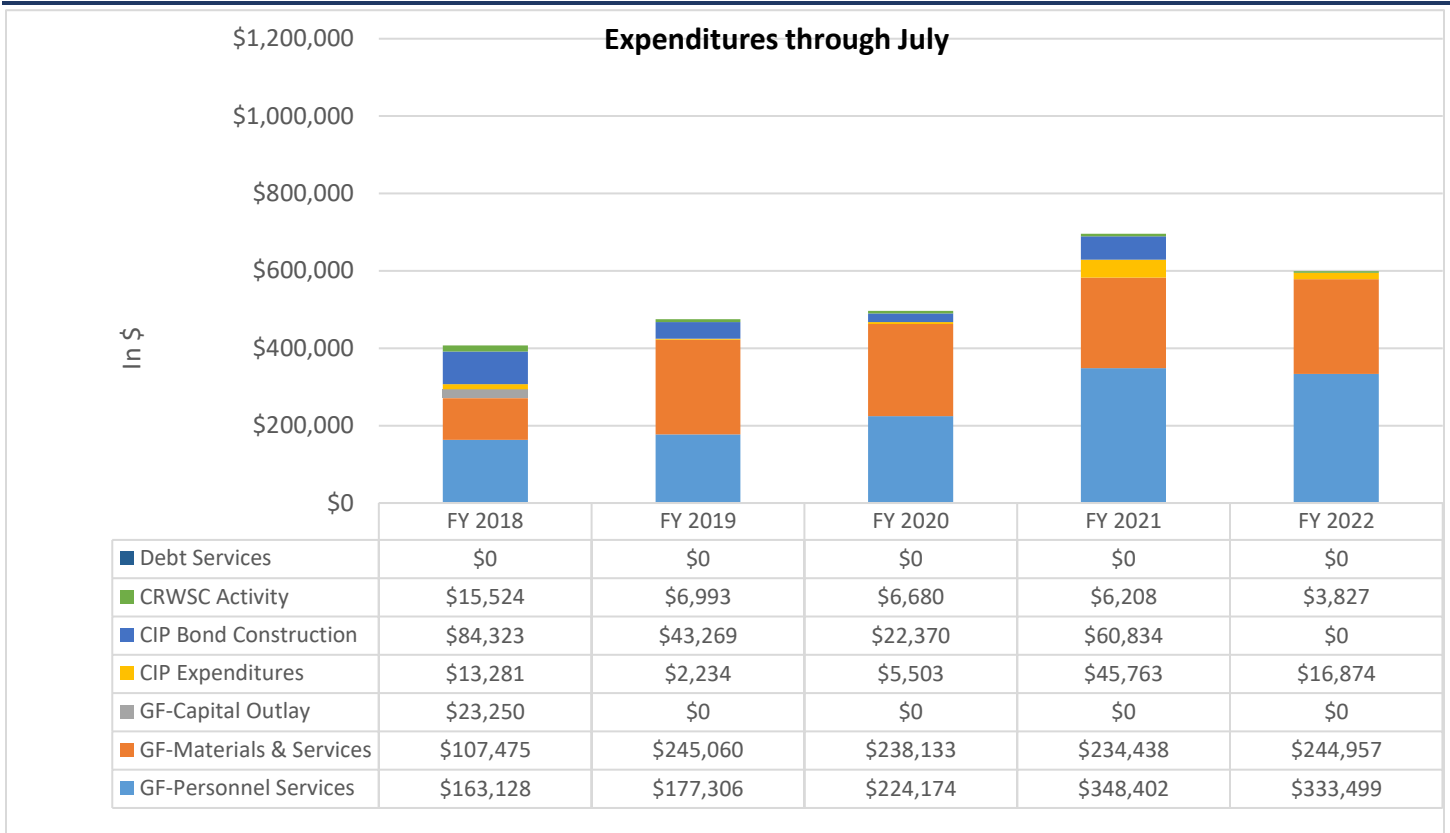
Summary of Legal

| | <i>August 2021</i> |
|--|--------------------|
| Harrang Long Gary Rudnick monthly retainer | \$ 4,240.00 |
| Harrang Long Gary Rudnick work outside of retainer | \$ |
| Sub-contracted legal services | \$ _____ |
| Total Legal | 4,240.00 |

Public Records Request Received

Number of Records Requests Received in August 2021 **0**

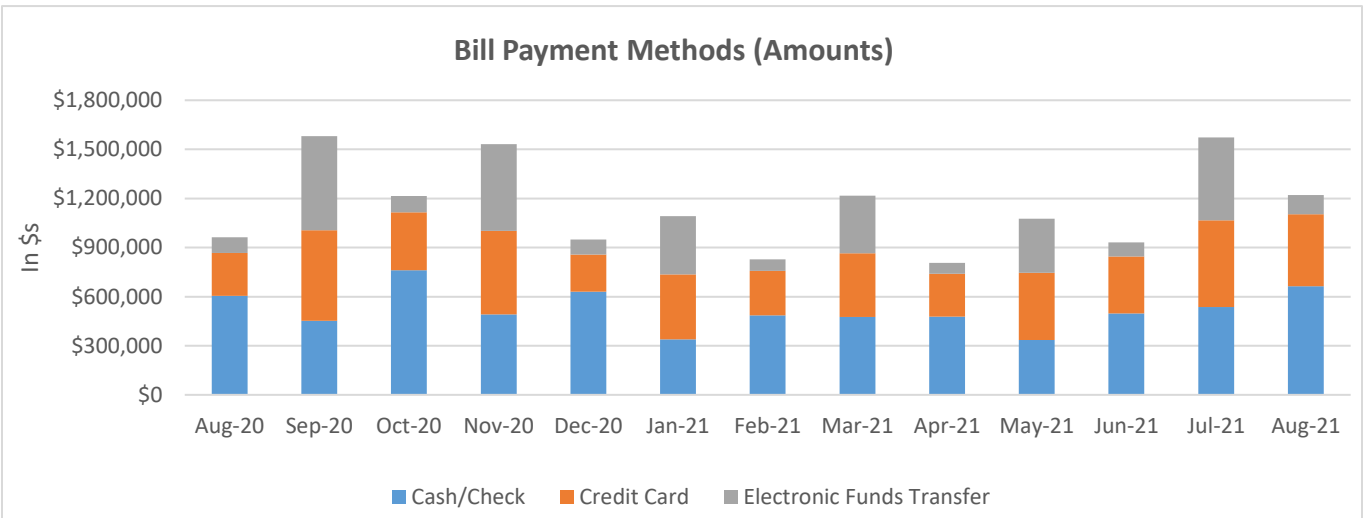
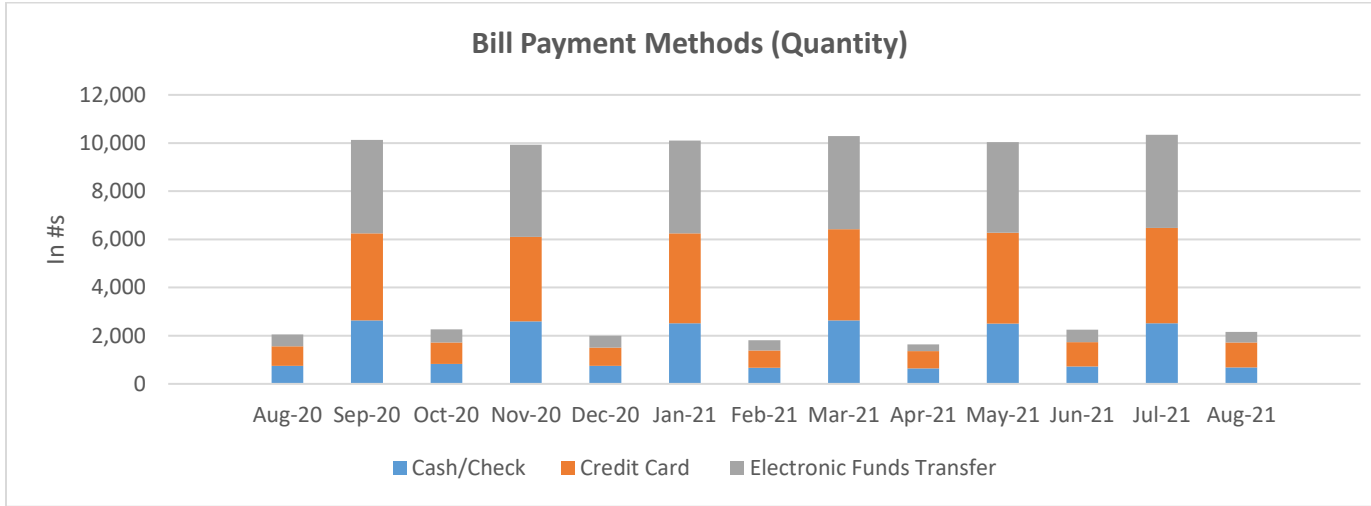
Financial Activity



1) Water revenue is up by \$236k due to a couple of factors a) two rate increases over the amount billed last July- one implemented in November 2020 and the final of the eight-year rate plan in May 2021. b) Heat wave in June caused greater water use for this billing cycle. 2) SDC Revenue is also much higher- primarily due to the increased rates effective July 10. We had over 20 applications and payments come in on July 9 and a few since the new rate went into effect. 3) There are no costs for CIP Bond as that fund was closed out in FY 2021 but will be reported in the 5-year graph until 2026.

(as of the end of August 2021)

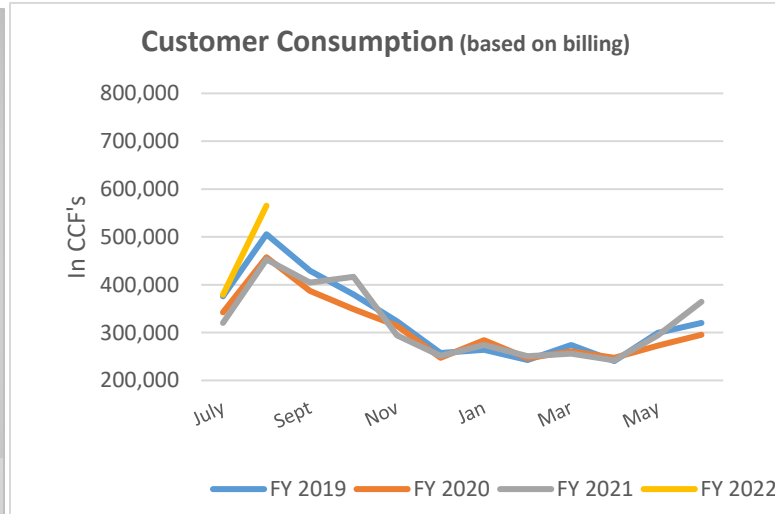
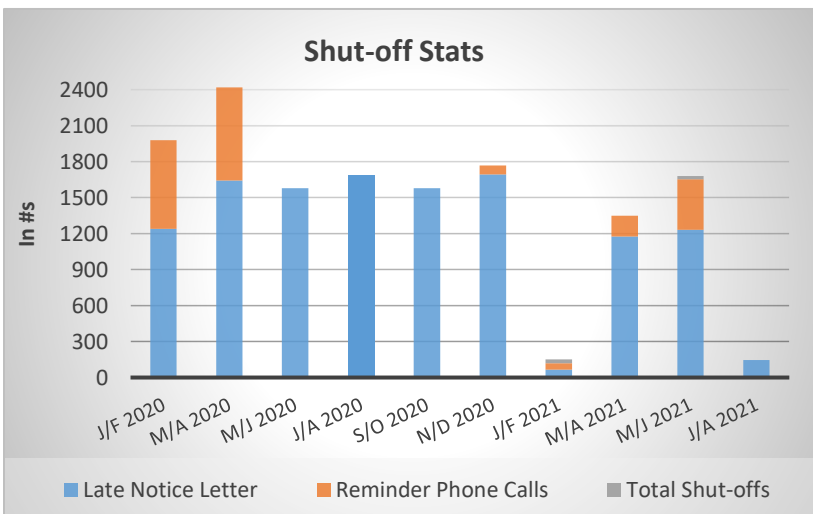
Residential Customers are billed on the even months, Commercial Customers are billed on the odd months.



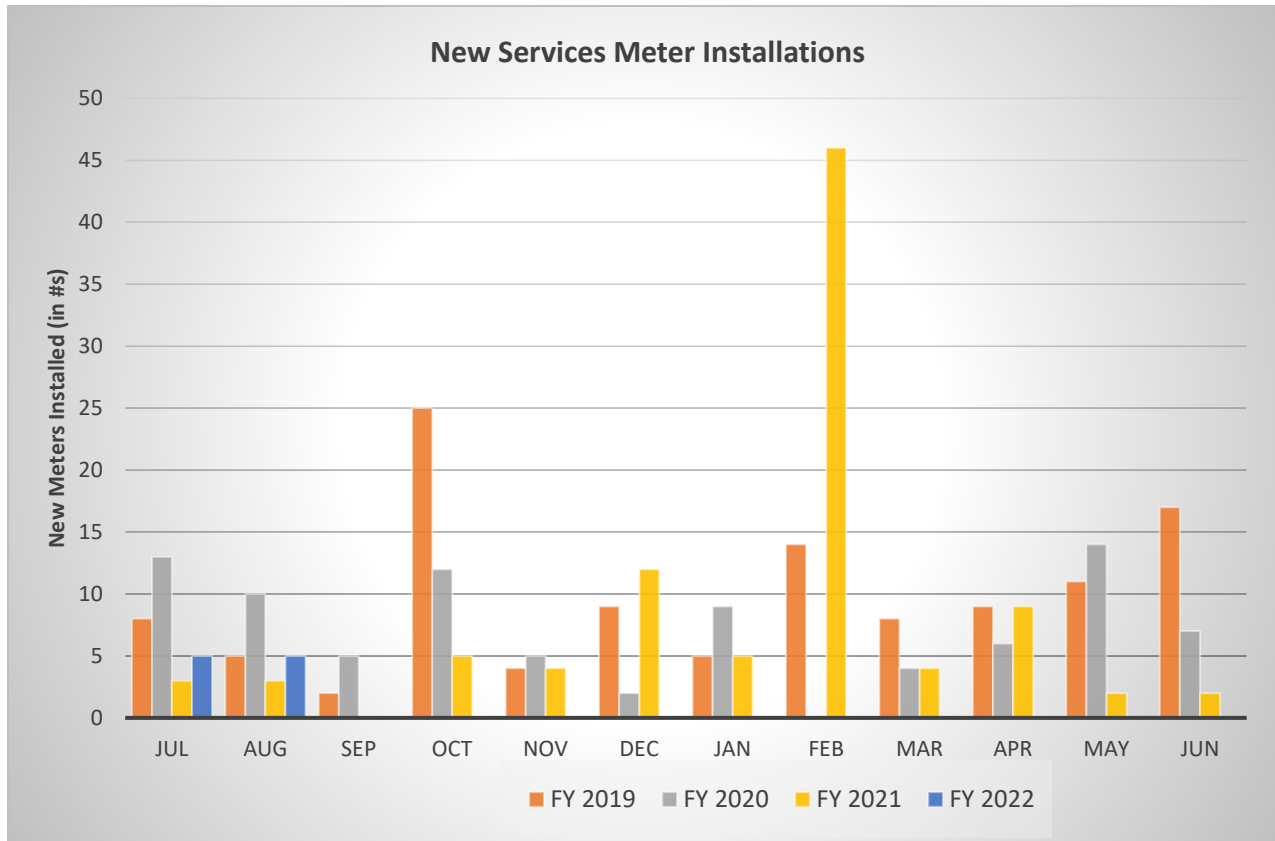
Cash/Check – Received via Lockbox, Counter

Credit Card – Received via CRW Initiated Automatic Payment, Walk-ins/Phone Calls, and Website

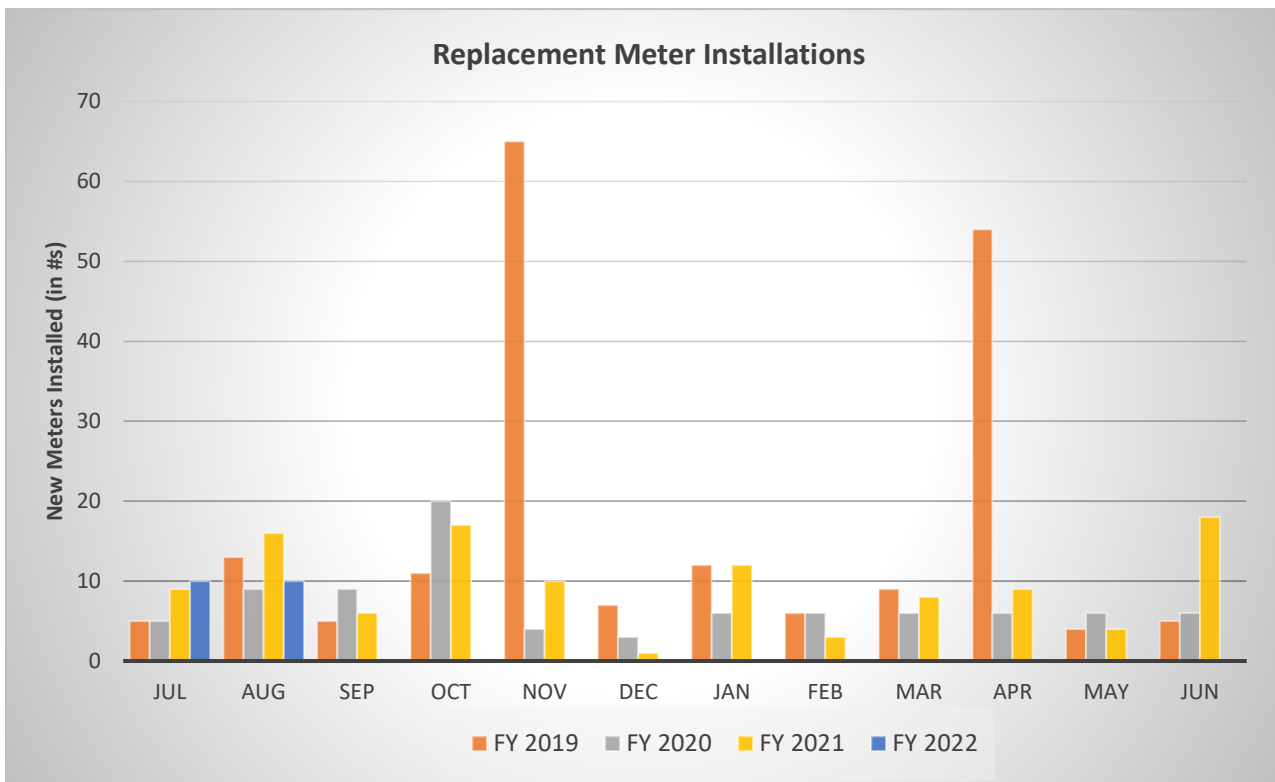
Electronic Funds Transfer – Received via Bank to Bank Transfer, Automatic Checking Withdrawal (RapidPay)



*Reminder Phone Calls are made during the even months. Shut offs occur the following month. **Jan/Feb late notice number is an estimate *No late notices Sept-Dec. '20; reinstated February and sent in May 2021



No New Services for Mar. FY17 & FY18 & Feb. FY20 & Sept. FY21 & June FY 21



No Replacements for Jul., Mar.FY17

Operation Statistics

| | Leak Repairs Made (all pipe sizes) | Leak Detection Completed (miles) | Hydrant Maintenance | Locate Requests | Valve Maintenance & Mapping | After-hours Callouts | Meter Maintenance Tasks | Cross Connection Inspections |
|------------|------------------------------------|----------------------------------|---------------------|-----------------|-----------------------------|----------------------|-------------------------|------------------------------|
| Aug. 2020 | 3 | 0.3 | 228 | 418 | 14 | 5 | 37 | 1 |
| Sep. 2020 | 5 | 14.9 | 136 | 494 | 4 | 10 | 35 | 0 |
| Oct. 2020 | 1 | 15.5 | 120 | 474 | 0 | 7 | 155 | 2 |
| Nov. 2020 | 3 | 1 | 6 | 331 | 7 | 10 | 241 | 1 |
| Dec. 2020 | 3 | 1 | 13 | 339 | 26 | 3 | 55 | 5 |
| Jan. 2021 | 2 | .2 | 5 | 419 | 257 | 7 | 61 | 5 |
| Feb. 2021 | 0 | 2 | 26 | 327 | 364 | 7 | 93 | 6 |
| Mar. 2021 | 1 | 12.6 | 80 | 522 | 106 | 9 | 36 | 12 |
| April 2021 | 0 | 11.3 | 42 | 584 | 126 | 8 | 25 | 2 |
| May 2021 | 0 | 9.1 | 27 | 457 | 48 | 7 | 27 | 2 |
| June 2021 | 1 | 15.2 | 205 | 500 | 323 | 12 | 17 | 3 |
| July 2021 | 1 | 6.3 | 110 | 450 | 24 | 5 | 200 | 5 |
| Aug. 2021 | 0 | 3.7 | 160 | 472 | 4 | 0 | 100 | 0 |

Private Project Tracking – August 2021

| Project No. | Name | Description | Phase | Status |
|------------------------|-----------------------------------|--|--------|---|
| 16-5205 Private | Glen Oak Master Meter | 8" Master Meter to Oregon City | Const. | No Activity. |
| 18-5232 Private | Copper Heights | Residential 30 lot subdivision on difficult site | Design | Revised land use underway. |
| 19-5252 Private | Heirloom Apartments | 8" & 12" mains for 286 unit apartments, (4) 3" meters, (7) 2" meters | Const. | Punch list underway. |
| 19-5240 Private | Home2 Suites | 12" main for 101 unit hotel, 4" meter | Const. | Punch list underway. |
| 19-5254 Private | D St. Improvements | Road Extension with utilities (at Fuller P&R) | Const. | Punch list underway. |
| 19-5255 Private | Fuller Station Affordable Housing | 100 unit Multi-family housing, 4" meter | Const. | Construction underway. |
| 19-5256 Private | Residence Inn by Marriot | 117 unit Hotel at Clackamas Town Center, 4" meter | Const. | Punch list underway. |
| 19-5259 Private | Washman | 8" main and 2" meter | Const. | Construction underway. |
| 20-5262 Private | Bonaventure Senior Living | 6" fire service and 3" meter | Const. | Pending construction start. |
| 20-5264 Private | West Coast Storage | 2 - 6" Fire Service and 2 - 2" Meters | Const. | Punch list underway. Building construction progressing. |
| 20-5271 Private | Capps Rd @ 120th | 2- 6" Fire Services and 2 - 2" Meters | Const. | Punch list underway. |
| 20-5272 Private | Elite Motors | 8" Main and 1" Meter | Design | Plan review. |
| 21-5283 Private | NCSF Facility | 1 - 6" Fire Service 3 - domestic meters | Const. | Construction underway. |
| 21-5284 Private | Quail Park | 15 lot subdivision in Milwaukie | Design | Plan review. |
| 14-5169 Private | Church of Portland | 6" Fire Service and 2" domestic meter | Const. | Punch list underway. |
| 21-5285 Private | 130 th Industrial Park | 3-fire services 3-commercial services | Design | Plan review. |

Project Updates

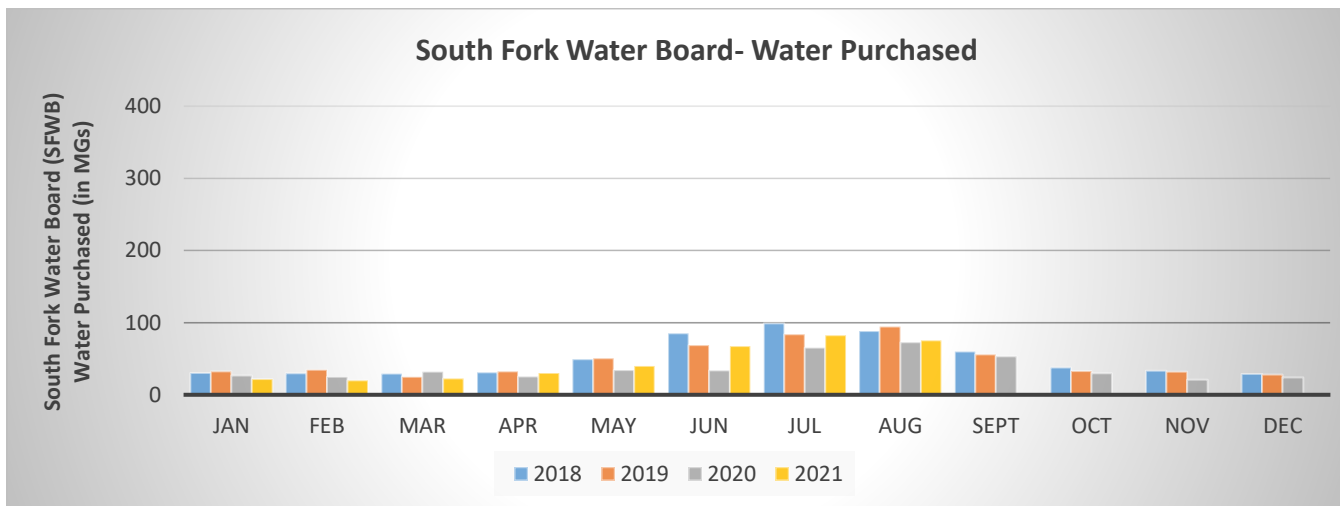
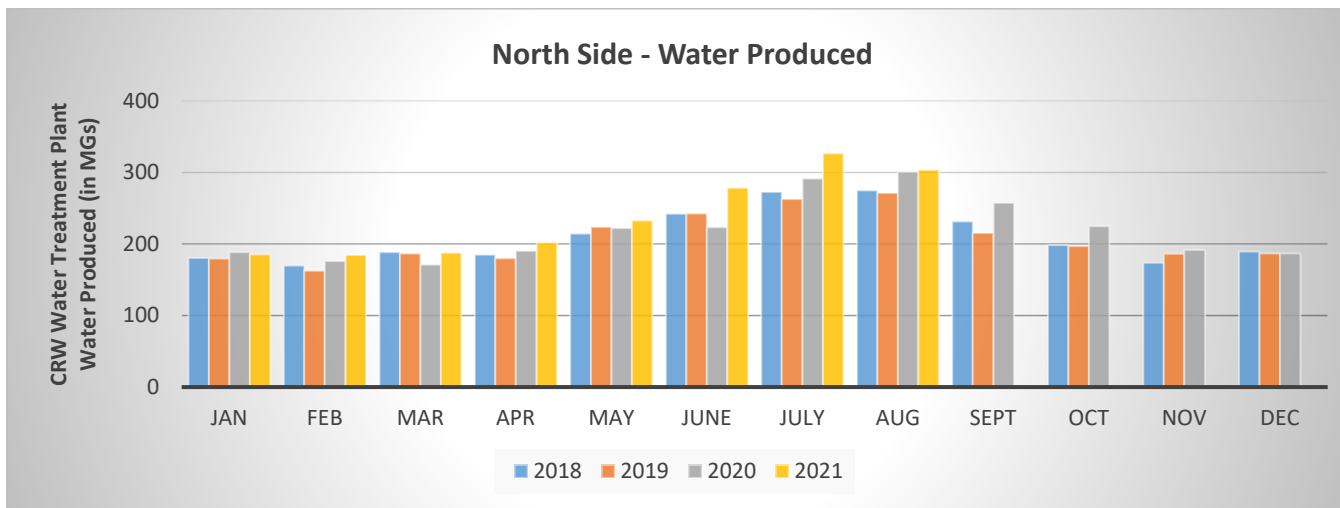
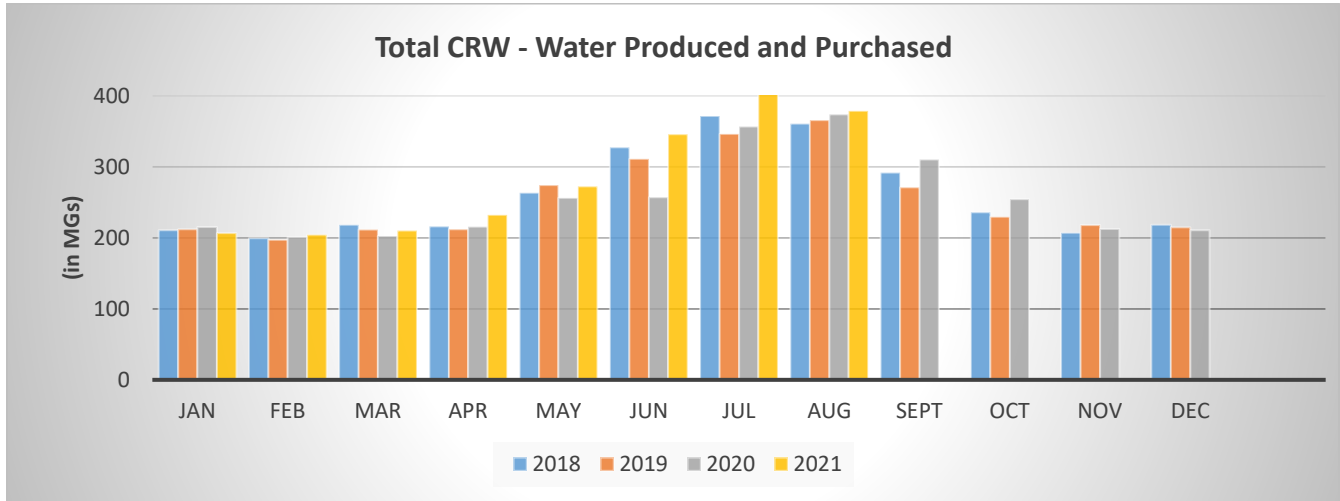
Capital Project Tracking

(as of end of July 2021)

| Capital Project Tracking - July 2021 | | | | | |
|---|--|-------------------------|----------------|------------------|---|
| Project No. | Name | Total Budget BN 2021-23 | Total to Date* | Remaining Budget | Status |
| 5274 | ODOT/City/Clackamas County DTD | \$ 250,000 | \$ 1,065 | \$ 248,935 | Tracking Boyer area pavement project |
| 5275 | Athens Drive Waterline | \$ 641,000 | \$ 2,416 | \$ 638,584 | Survey in progress |
| 5276 | Fawn Ct. Waterline | \$ 277,000 | \$ - | \$ 277,000 | No Activity |
| 5277 | Leland Road Master Meter | \$ 493,000 | \$ - | \$ 493,000 | No Activity |
| 5273 | Redland Rd. Waterline Phase 1 | \$ 1,080,000 | \$ 94 | \$ 1,079,906 | Design in progress. |
| 5270 | Linwood Road Improvements | \$ 328,000 | \$ 8,841 | \$ 319,159 | Utility coordination and design in progress |
| 5278 | Monroe Street Improvements | \$ 940,000 | \$ - | \$ 940,000 | No Activity |
| 5279 | Mapleland Road Waterline | \$ 846,000 | \$ - | \$ 846,000 | No Activity |
| 5280 | Pump Station Chlorine | \$ 168,000 | \$ - | \$ 168,000 | Coordinating with water quality |
| 5281 | WTP Polymer Feed System | \$ 476,000 | \$ - | \$ 476,000 | Coordinating with water quality |
| 5282 | WTP Filter Valve Replacement | \$ 692,000 | \$ - | \$ 692,000 | Coordinating with water quality |
| 5253 | 82nd Dr. Waterline - Phase 1 (Carryover) | \$ 97,000 | \$ 4,458 | \$ 92,542 | Complete |
| | Totals | \$ 6,288,000 | \$ 16,874 | \$ 6,271,126 | |
| | | | | | |
| Notes: | | | | | |
| * Includes all costs through all project phases (planning, design, construction), spanning multiple fiscal periods as applicable. | | | | | |

Water Distribution Charts

(as of the end of August 2021)



Regulatory

All 73 samples collected and analyzed for the August monitoring period showed no presence of coliform/*E. coli* bacteria.

Cyanotoxin Testing

Microcystin and Cylindrospermopsin sampling of our raw water began in May and occurs every two weeks for compliance.

One sample was analyzed for PGE on August 23rd in response to visual detection of a bloom in Timothy Lake. None of the four toxins (Microcystin, Cylindrospermopsin, Anatoxin, and Saxitoxin) were detected in either the sample from Timothy Lake or in our raw water. The bloom was not visually present the following week.

No cyanotoxins have been detected in our raw water.

Non-Regulatory

General water quality parameters (pH, temperature, chlorine, TDS, hardness, alkalinity) were collected throughout the distribution system at 16 locations in the North and South systems.

Monthly watershed sampling was conducted at 4 long-term sampling locations for total organic carbon, nutrients (nitrate/nitrite, total phosphorus, orthophosphate, etc.), coliform density, pH, dissolved oxygen, TDS, and temperature.

Weekly algae monitoring is occurring at 3 locations in the North Fork Reservoir and CRW's intakes. This work includes species monitoring with the FlowCAM and nutrient analysis.

Raw water at our intakes was tested for giardia and cryptosporidium.

- As of September 7th, the discharge of the Clackamas River near Oregon City is around the 15th percentile at 735 cfs, which is about 83% of normal (median).
- The three-month forecast favors above average temperatures and equal chances of above and below average precipitation.

