



Clackamas River Water

Monthly Update

November 2022



- Monthly Update 3
 - Purchase Order Report.....3
 - Contracts Log..... 4
 - Summary of Legal..... 4
 - Public Records Request Received 4
 - Financial Reports..... 5
 - Statistics 6
 - Activity Reports 7
- System Operations 8
 - Operation Statistics..... 8
 - Project Updates..... 9-10
- Water Resources & Water Quality 11
 - Water Distribution Charts 11
 - Sampling Reports 12
 - Regulatory 12
 - Non-Regulatory 12
 - River Conditions 13

Purchase Order Report- October 2022

Purchase Order Report - Oct 2022

Vendor: 00001 - A & A DRILLING SERVICE INC

PO #	Description	Date	Total Amount
23-0061	HOT TAPS	10/10/2022	10,000.00

Vendor: 00270 - FERRELL GAS

PO #	Description	Date	Total Amount
23-0069	GAS DELIVERED TO PUMP STATIONS	10/13/2022	6,000.00

Vendor: 00287 - ENVIRONMENTAL RESOURCE ASSOC

PO #	Description	Date	Total Amount
23-0065	PROFICIENCY TESTING FOR MICROBIAL ANALYSIS ACCREDITATION	10/11/2022	872.93

Vendor: 00600 - INDUSTRIAL SOFTWARE SOLUTIONS

PO #	Description	Date	Total Amount
23-0071	SCADA SOFTWARE TECHNICAL SUPPORT	11/01/2022	9,255.00

Vendor: 01361 - D & H FLAGGING INC

PO #	Description	Date	Total Amount
23-0062	THIRD CONTRACTED FLAGGING VENDOR	10/10/2022	10,000.00

Vendor: 01844 - FERGUSON ENTERPRISES INC

PO #	Description	Date	Total Amount
23-0063	FERGUSON ON ENOCH CT CLACKAMAS	10/10/2022	3,000.00

PO #	Description	Date	Total Amount
23-0070	FILTER VALVES AND ACTUATORS FOR WTP REPLACEMENT PROJECT	10/18/2022	744,813.69

Vendor: 01844 - FERGUSON ENTERPRISES INC

Vendor: 03953 - TRI MOTOR & MACHINERY CO. INC

PO #	Description	Date	Total Amount
23-0072	20 HP electric Motor	11/01/2022	1,388.00

Vendor: 03981 - EXCAVATOR RENTAL SERVICES

PO #	Description	Date	Total Amount
23-0068	HEAVY EQUIPMENT RENTAL	10/12/2022	10,000.00

Vendor: 04147 - CITY WIDE TREE SERVICES INC

PO #	Description	Date	Total Amount
23-0058	LAND CLEARING SERVICES	10/06/2022	10,683.50

Vendor: 04207 - PACIFIC NW FLAGGING LLC

PO #	Description	Date	Total Amount
23-0073	TRAFFIC CONTROL	11/02/2022	10,000.00

Vendor: 04208 - INTEGRITY TRAFFIC OR LLC

PO #	Description	Date	Total Amount
23-0067	FLAGGING FOR TRAFFIC CONTROL	10/11/2022	10,000.00

Vendor: 04389 - OREGON METER REPAIR & WATER

PO #	Description	Date	Total Amount
23-0064	3 INCH AND LARGER METER TESTING	10/10/2022	13,000.00

Vendor: 04411 - GOODFELLOW BROS LLC

PO #	Description	Date	Total Amount
23-0028	SPOIL'S DUMPING	10/11/2022	6,000.00

Vendor: 04422 - MCCROMETER INC

PO #	Description	Date	Total Amount
23-0066	FILTER PLANT FINISH FLOW METER	10/11/2022	23,984.72

Contract Log

(Executed since last board meeting October 13, 2022)

Company	Product / Service	Rates	Eff. Date	Exp. Date	New/Amended/ Extended
Conсор North America Inc (formerly Murraysmith)	On-call Engineering services	NTE \$100,000	11/1/22	10/31/24	Extended. Approved at the July 2022 Board meeting
JLA Public Involvement	PR/Community Outreach	NTE \$10,000	11/1/22	10/31/23	Extended
K & D Flagging	On-call flagging services	NTE \$74,750	1/1/21	12/31/22	Increase the Not to exceed amount
Kennedy/Jenks Consultants	On-call Engineering Services	NTE \$100,000	11/1/22	10/31/24	Extended. Approved at the July 2022 Board meeting
RH2 Engineering Inc	On-call Engineering Services	NTE \$100,000	11/1/22	10/31/24	Extended. Approved at the July 2022 Board meeting
West Yost Assoc.	On-call Engineering Services	NTE \$100,000	11/1/22	10/31/24	Extended. Approved at the July 2022 Board meeting

Summary of Legal

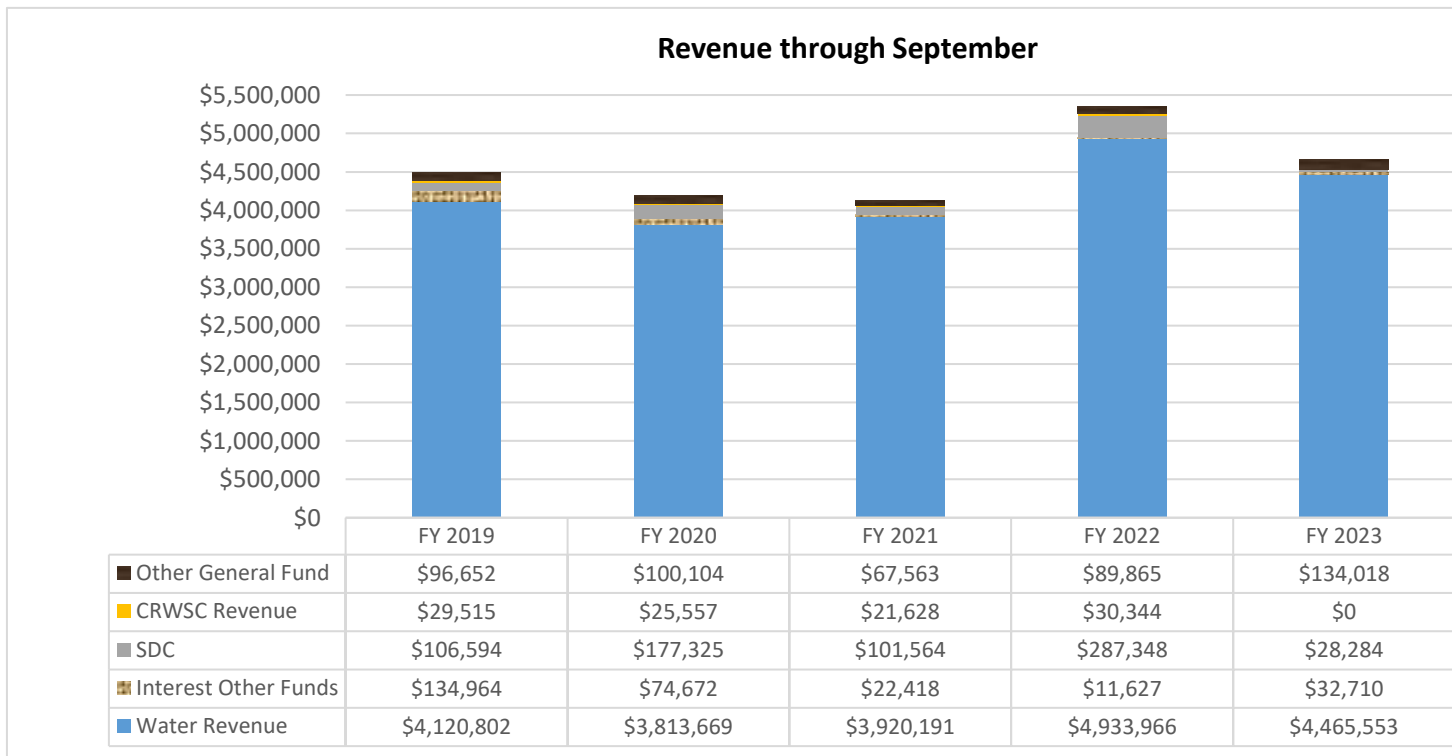
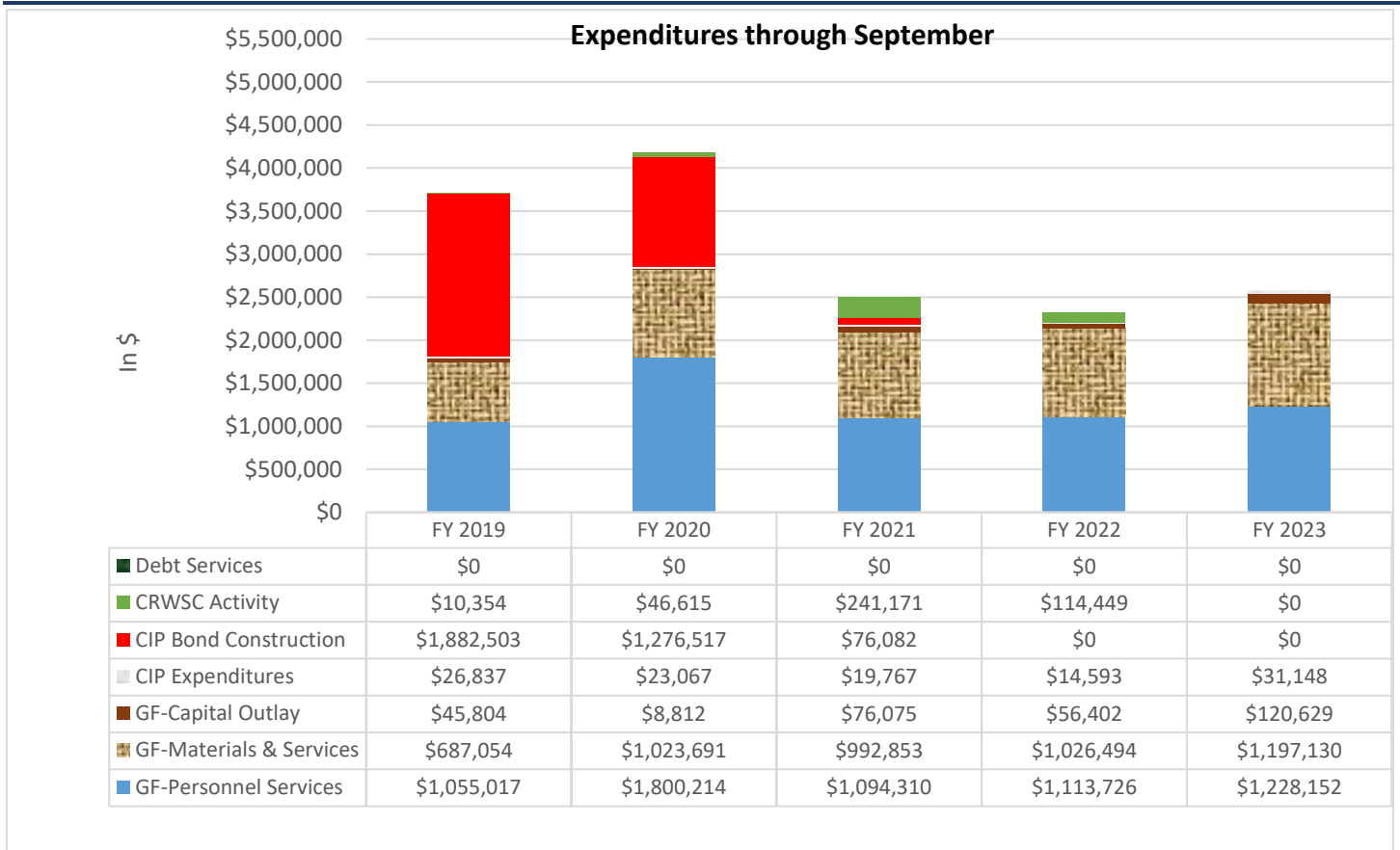
October 2022

Harrang Long Gary Rudnick monthly retainer	\$ 4,240.00
Harrang Long Gary Rudnick work outside of retainer/Client Cost	\$
Sub-contracted legal services	\$ _____
Total Legal	\$ 4,240.00

Public Records Request Received

Number of Records Requests Received in October 2022 **1**

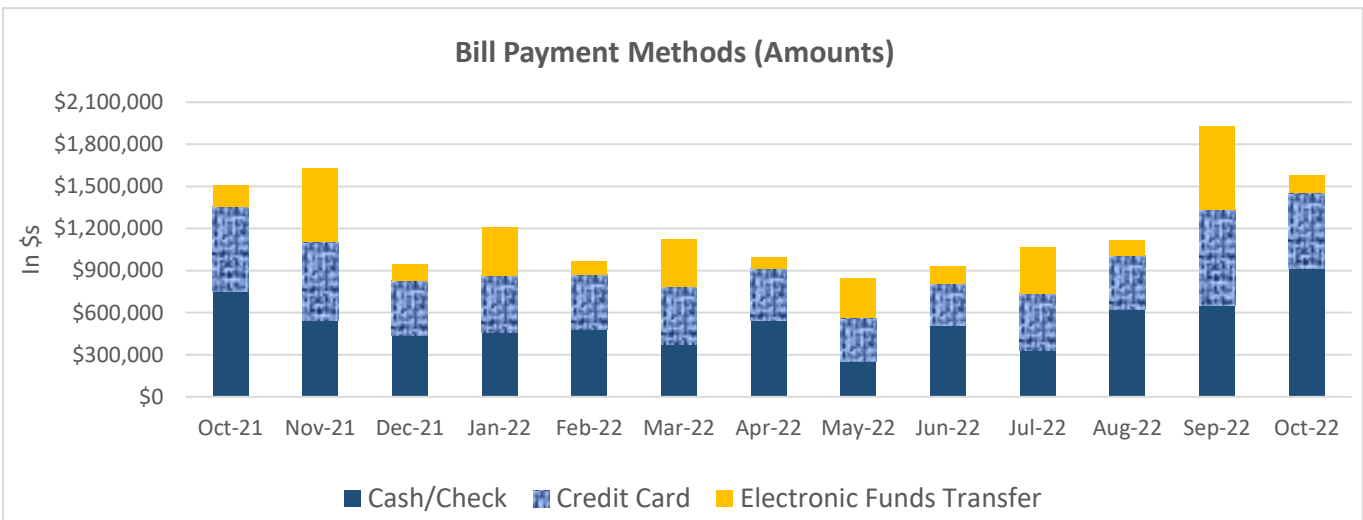
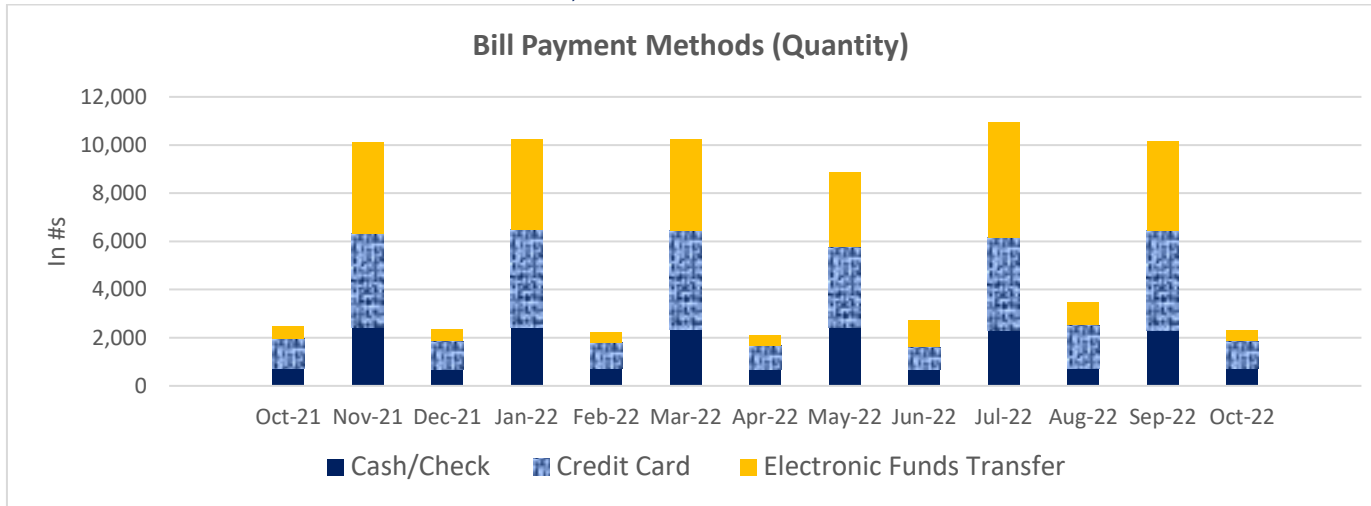
Financial Activity



1) Water revenue is lower than the prior year due to a reduction in water use during the early summer months. 2) Other General Fund revenue is higher primarily due to increasing interest rates. 3) There are no costs for CIP Bond or CRWSC as those funds have been closed out but will be reported in the 5-year graph. 4) GF-Capital Outlay is higher than prior years due to purchased equipment but in line with budget.

(as of the end of October 2022)

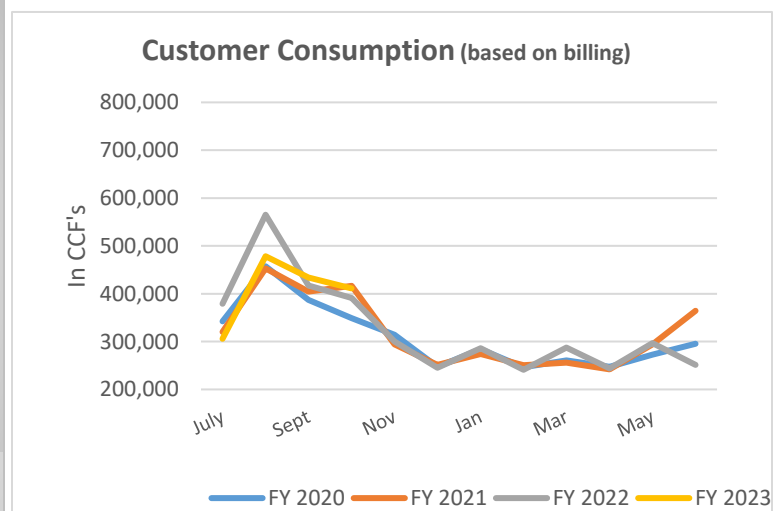
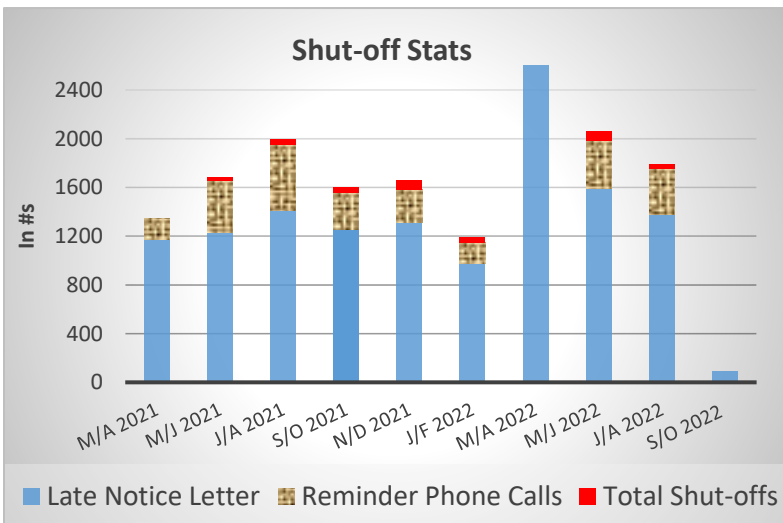
Residential Customers are billed on even months, Commercial Customers are billed on odd months.



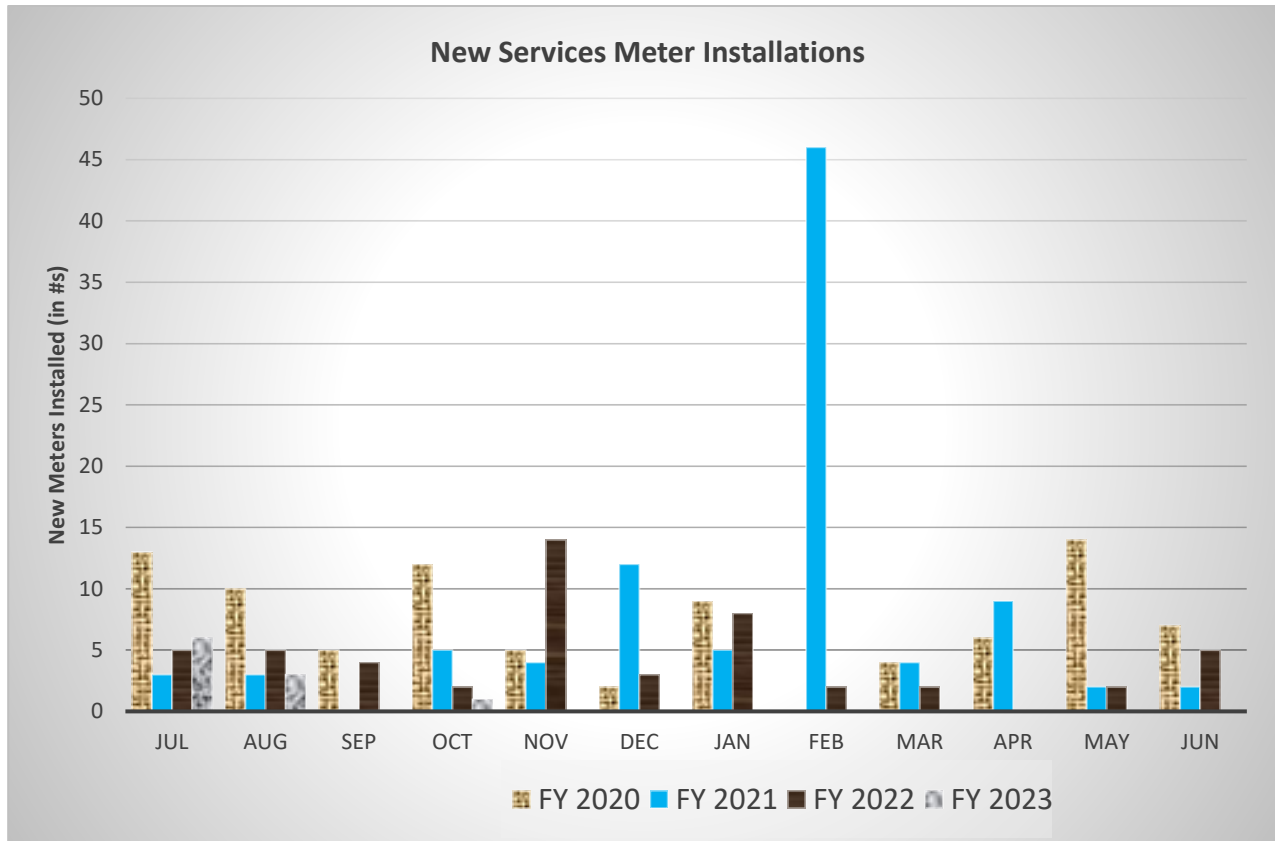
Cash/Check – Received via Lockbox, Counter

Credit Card – Received via CRW Initiated Automatic Payment, Walk-ins/Phone Calls, and Website

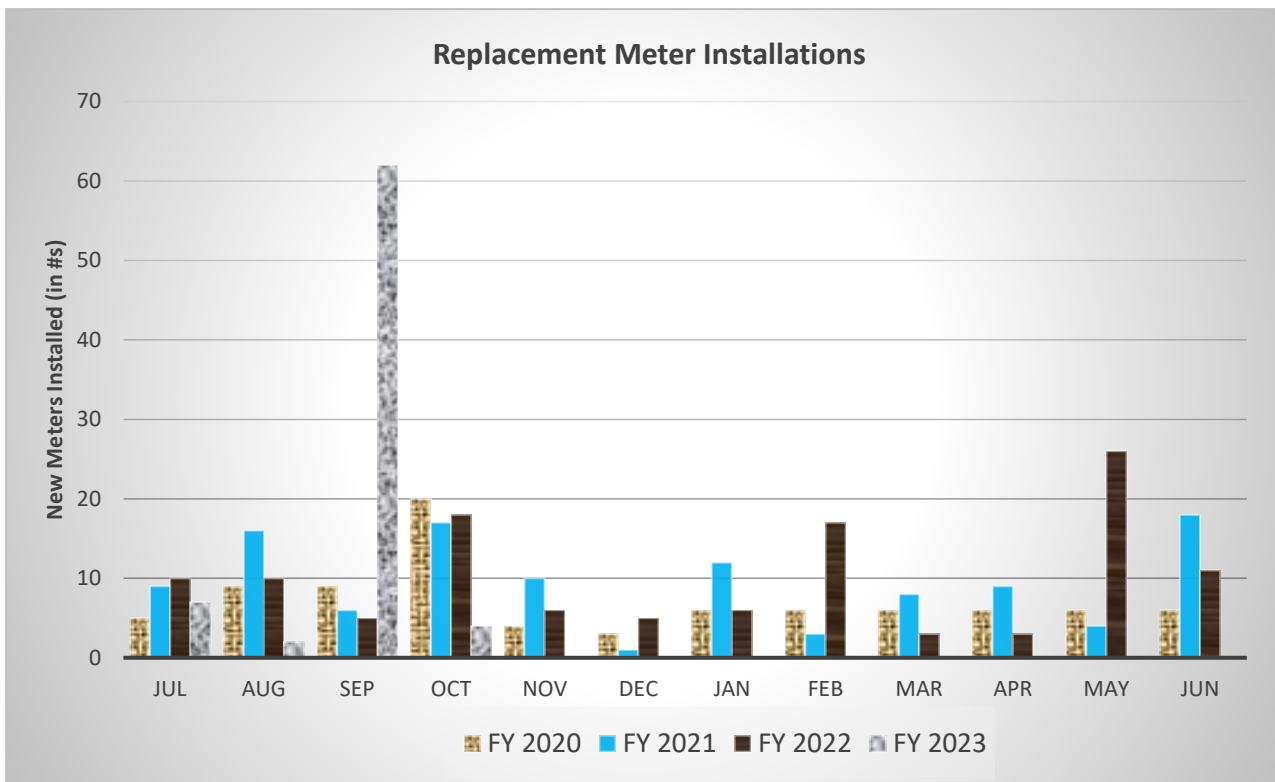
Electronic Funds Transfer – Received via Bank-to-Bank Transfer, Automatic Checking Withdrawal (RapidPay)



*Reminder Phone Calls are made during the even months. Shut offs occur the following month. **Jan/Feb late notice number is an estimate *No late notices Sept-Dec. '20; reinstated February and sent in May 2021



No new services for Feb. FY20, Sept. FY21, April F22, Sept. FY 22, Sept. FY 23



Annual 2022 Goal for Meter Replacement is 350- Year to date is 141

System Operations & Engineering

Operation Statistics

	Leak Repairs Made (all pipe sizes)	Leak Detection Completed (miles)	Hydrant Maintenance	Locate Requests	Valve Maintenance & Mapping	After-hours Callouts	Meter Maintenance Tasks	Cross Connection Inspections
Oct. 2021	1	17	12	398	18	4	25	14
Nov. 2021	3	0	0	331	0	5	64	1
Dec. 2021	2	0	98	285	6	8	2	0
Jan. 2022	1	0.0	14	370	1	19	63	0
Feb. 2022	3	0.0	50	387	19	2	23	7
Mar. 2022	3	0.0	20	516	1	7	24	1
April 2022	0	0.0	35	410	20	5	20	0
May 2022	1	0.0	93	437	49	4	43	1
June 2022	5	3.4	63	429	54	4	3	2
July 2022	3	9.0	50	385	39	9	108	1
Aug. 2022	0	6.7	76	397	1	7	42	5
Sep. 2022	1	11.2	85	359	67	4	112	4
Oct. 2022	1	10.4	149	330	86	5	15	3
Total 2022 year to Date	18	40.7	635	4020	337	66	453	24
2022 Annual Goal	N/A	120.0	1,120	N/A	500	N/A	N/A	96

Note - Annual maintenance goals are established based on several criteria including; AWWA Best Management Practices, identified system priority maintenance and repair focus needs, and internal/external project forecasts.

Project Updates

Private Development Projects

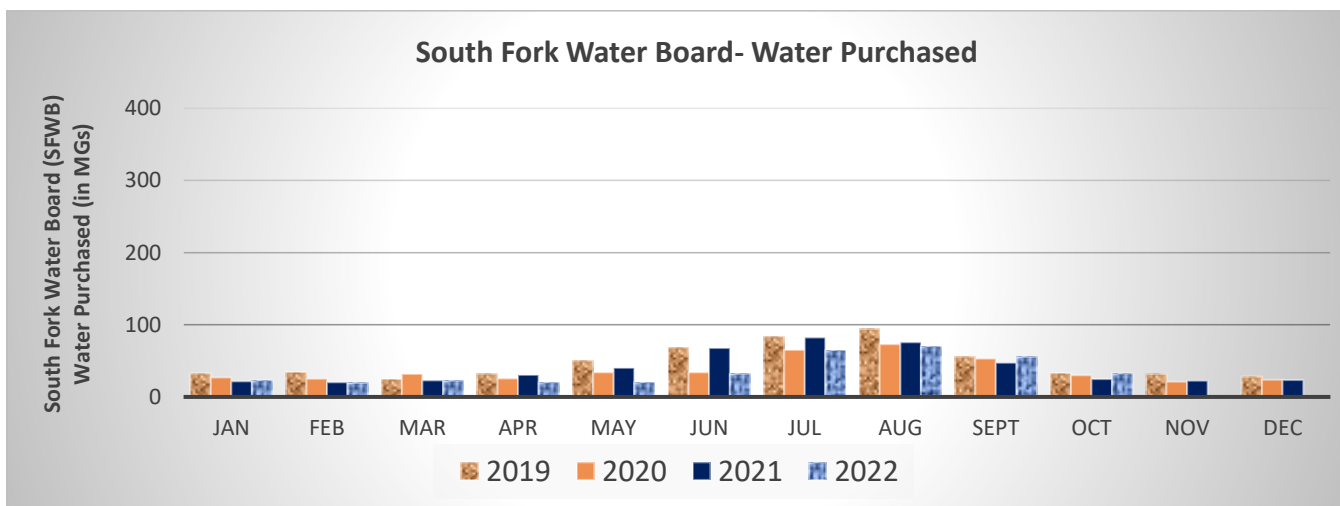
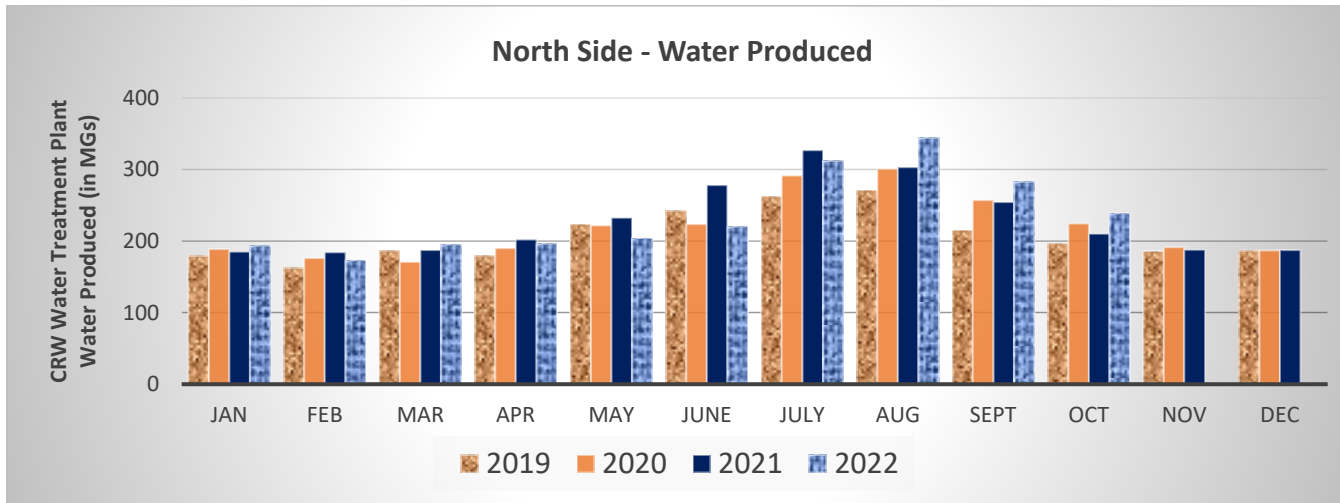
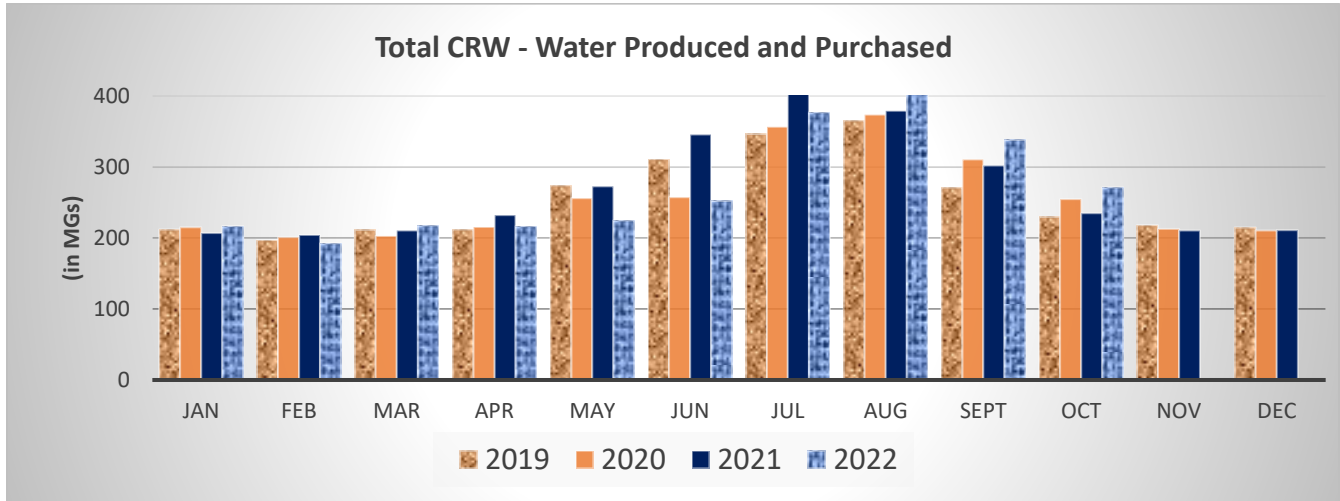
Private Project Tracking – October 2022

Project No.	Name	Description	Phase	Status
16-5205 Private	Glen Oak Master Meter	8" Master Meter to Oregon City	Const.	Punch list underway.
20-5262 Private	Bonaventure Senior Living	6" fire service and 3" meter	Const.	Pending Construction start.
20-5272 Private	Elite Motors	8" Main and 1" Meter	Design	No activity.
21-5283 Private	NCSD Facility	1 - 6" Fire Service 3 - domestic meters	Const.	Punch list underway.
21-5284 Private	Quail Park	15 lot subdivision in Milwaukie	Const.	Punch list underway.
14-5169 Private	Church of Portland	6" Fire Service and 2" domestic meter	Const.	Punch list underway.
21-5285 Private	130 th Industrial Park	3-fire services 3-commercial services	Const.	Construction underway, no water work yet.
18-5288 Private	Copper Heights	Residential 30 lot subdivision	Const.	Construction underway, no water work yet.
21-5289 Private	224 Logistics Center	Unified Grocer site; 4 fire & 4 Domestic Services	Design	Preparing Developer Agreement
22-5293 Private	Crosswhite Industrial	New 6" fire service	Design	Pending Construction start.
22-5294 Private	Clackamas CLT	8" main extension for 10 lot subdivision	Design	Design Review in Progress
22-5295 Private	Jannsen Multi-Family	New fire and domestic service for 8-plex development.	Design	Design Review in Progress

Capital Project Tracking – October 2022

Project No.	Name	Total Budget BN 2021-23	Total to Date* (thru last month)	Remaining Budget	Status
5274	ODOT/City/Clackamas County DTD	\$250,000	\$8,306	\$241,694	
Utility coordination and adjustments at: Johnson Cr. Blvd at 79th Place Signals; WES force mains, ODOT 82nd Ave. improvements.					
5275	Athens Drive Waterline	\$641,000	\$516,373	\$124,627	Complete
5276	Fawn Ct. Waterline	\$277,000	\$0	\$277,000	No Activity.
Fawn Ct is a waterline replacement in a short cul-de-sac. The project is tentatively scheduled for design and construction later in the biennium; however, staff is keeping an eye on increasing costs of other projects.					
5277	Leland Road Master Meter	\$493,000	\$1,850	\$491,150	No Activity
Discussing with Oregon City logistics and impact of meter transfers.					
5273	Redland Rd. Waterline Phase 1	\$1,080,000	\$9,174	\$1,070,826	Design 60% complete
County is acquiring Right-of-Way. County has confirmed they are bidding the project in early 2023 with WL construction estimated to start in May/June 2023. CRW is preparing to preorder pipe and valves to mitigate material lead time delays and build the WL within the County Contract.					
5270	Linwood Road Improvements	\$328,000	\$198,460	\$129,540	Design 90% complete
County is acquiring Right-of-Way. Scheduled for bid opening in January 2023. Construction IGA with County for service work performed by County Contractor will be needed.					
5278	Monroe Street Improvements	\$940,000	\$6,019	\$933,981	Gathering data
County road improvement schedule has construction in 2024. Staff is collecting data and researching project for design and construction in 2023 prior to County project.					
5279	Maplelane Road Waterline	\$846,000	\$61,528	\$784,472	Pending Construction Start
Project has been bid, a contractor selected, and contracts signed. Ductile iron pipe delivery is estimated in early December. Easement is being negotiated.					
5280	Pump Station Chlorine	\$168,000	\$8,765	\$159,235	Design in progress
Continuing to research chlorine systems for current and future demand. Designing spaces to house the equipment.					
5281	WTP Polymer Feed System	\$476,000	\$1,337	\$474,663	Design phase
Researching feed systems and designing location on first floor within WTP.					
5282	WTP Filter Valve Replacement	\$692,000	\$15,289	\$676,711	Valve procurement
Valves and actuators have been ordered. Delivery is estimated in approximately 30 weeks. An installation contract is being prepared and will be advertised for contractors nearer valve delivery date.					
5253	82nd Dr. Waterline - Phase 1 (Carryover)	\$97,000	\$46,974	\$50,026	Complete.
5287	90th St PS Electrical		\$55,825	(\$55,825)	Complete.
5291	I-205 Crossing		\$752	(\$752)	
5292	Johnson Creek Blvd. Improv.		\$1,140	(\$1,140)	
5243	CRC Mobility Improvements		\$3,285	(\$3,285)	
Totals		\$6,288,000	\$935,076	\$5,352,24	

Notes: 1) Includes all costs through all project phases (planning, design, construction) spanning multiple fiscal periods as applicable. 2) September data does not include overhead



Regulatory

All 73 samples collected and analyzed for the October monitoring period showed no presence of coliform/*E. coli* bacteria.

Quarterly Disinfection By-Product sampling was conducted at 4 locations each in the North and South Service Areas.

Cyanotoxin Testing

Microcystin and Cylindrospermopsin sampling of our raw water began in May and occurs every two weeks through October for compliance, and the samples are analyzed at our in-house accredited laboratory.

No cyanotoxins have been detected in our raw water throughout the sampling season.

Non-Regulatory

General water quality parameters (pH, temperature, chlorine, TDS, hardness, alkalinity) were collected throughout the distribution system at 16 locations in the North and South systems.

Monthly watershed sampling was conducted at 4 long-term sampling locations for total organic carbon, nutrients (nitrate/nitrite, total phosphorus, orthophosphate, etc), coliform density, pH, dissolved oxygen, TDS, and temperature.

Quarterly sampling was conducted in raw water at the treatment plant intakes for inorganic compounds including metals, volatile organic compounds (VOCs, 21 regulated for drinking water, 36 unregulated), and synthetic inorganic chemicals (SIOCs, 29 regulated for drinking water, 5 unregulated).

Weekly algae monitoring has been occurring at 3 locations in the North Fork Reservoir and CRW's intakes from May to October. This work includes species monitoring with the FlowCAM and nutrient analysis.

Raw water at our intakes was tested for giardia and cryptosporidium.

River Conditions Reports

- As of November 4th, the **7-day average discharge** of the Clackamas River near Oregon City is around **84% of the median**.
- The **three-month climate outlook** (Nov. – Jan.) indicates probabilities favoring **above average precipitation** and **near-average temperatures** in NW Oregon.
- The **8-14-day outlook** favors **below-normal temperature** and **near-normal precipitation**.

