



Clackamas River Water

Monthly Update

July 2023



- Monthly Update 3
 - Purchase Order Report.....3
 - Contracts Log..... 4
 - Summary of Legal..... 4
 - Public Records Request Received 4
 - Financial Reports..... 5
 - Statistics 6
 - Activity Reports 7
- System Operations 8
 - Operation Statistics..... 8
 - Project Updates..... 9-10
- Water Resources & Water Quality 11
 - Water Distribution Charts 11
 - Sampling Reports 12
 - Regulatory 12
 - Non-Regulatory 12
 - Winter Conditions Report 13

Purchase Order Report- June 2023

Purchase Order Report - June 2023

Vendor: 00223 - ESRI INC.

PO #	Description	Total Amount
23-0148	ESRI SMALL UTILITY ENTERPRISE AGREEMENT FY24	28,400.00

Vendor: 00232 - HEXAGON TECHNOLOGIES INC.

PO #	Description	Total Amount
23-0145	HEXAFLOC AD-10EP FILTER AID	2,839.65

Vendor: 00391 - NORTHWEST PUMP & EQUIP CO

PO #	Description	Total Amount
23-0080	CO-2312 FUEL TANK TWO CYLINDRICAL UL2085 1,000-GAL	25,875.00

Vendor: 02246 - CONCRETE SAWING COMPANY INC

PO #	Description	Total Amount
23-0133	CONCRETE DRAINAGE CUTS - TOP OF CLEARWELL	3,205.00

Vendor: 02542 - ROSE CITY MOVING & STORAGE

PO #	Description	Total Amount
23-0146	DISMANTLE & INSTALL EXISTING WORKSTATION	1,029.00

Vendor: 02856 - CRYSTAL GREENS LANDSCAPING

PO #	Description	Total Amount
23-0139	IRRIGATION SYSTEM INSTALLATION 15150 SE MISTWOOD W	27,895.49

Vendor: 03588 - LEGGETT ASPHALT INC

PO #	Description	Total Amount
23-0143	ASPHALT PAVING AT MANGAN AND ROBERTS PROPERTIES	38,894.00

Vendor: 04147 - CITY WIDE TREE SERVICES INC

PO #	Description	Total Amount
23-0147	REMOVAL OF TWO DEAD COTTONWOOD TREES AT PARK	1,200.00

Vendor: 04250 - CIMCO-GC SYSTEMS, LLC, DBA GC SYSTEMS

PO #	Description	Total Amount
23-0144	12" RUBBER REPAIR KIT	1,172.00

Vendor: 04497 - MANUFACTURERS DISTRIBUTOR, INC

PO #	Description	Total Amount
23-0142	Beko Drypoint RAC35 Air dryer	2,789.63

Vendor: 04498 - ACCURATE BACKFLOW, LLC

PO #	Description	Total Amount
23-0141	CRW FY 2023 BACK FLOW ASSEMBLY EST & REPAIR	1,180.00

Contract Log

(Executed since last board meeting June 8, 2023)

Company	Product / Service	Rates	Eff. Date	Exp. Date	New/Amended/ Extended
First Response	Security Access & monitoring	NTE \$15,000	7/1/23	6/30/24	Extended
Grainger	Maintenance Supplies		7/1/23	6/30/24	Extended under state of Oregon Cooperative Contract
Madrone Technology Group LLC	IT Support/Equipment/ Subs & licenses	NTE \$182,000	7/1/23	6/30/24	Extension approved by Board at the July 20 Board meeting
Meng-Hannan Construction	Fuel Station Expansion Project	NTE \$13,277.50	12/19/22	7/14/23	Increased NTE
PBS Engineering & Environmental Inc	Redland Waterline Design	NTE \$44,475	7/1/21	6/30/24	Extended for time
PetroCard	Fuel services	NTE \$33,3500	12/1/19	7/1/24	Increased NTE
Portland Peterbilt, Inc.	Large vehicle maintenance	NTE \$25, 000	6/6/23	4/30/24	In participation with a State of Oregon Contract
VACX	Sub surface exploration	NTE \$50,000	4/11/23	6/30/24	Participation with the City of Salem contract
WHA, Inc	Safety Coordinator support	NTE \$6,000	7/1/23	6/30/24	New
Wolfe Consulting LLC	Finance & Accounting support	NTE \$15,000	6/20/23	12/31/23	New

Summary of Legal

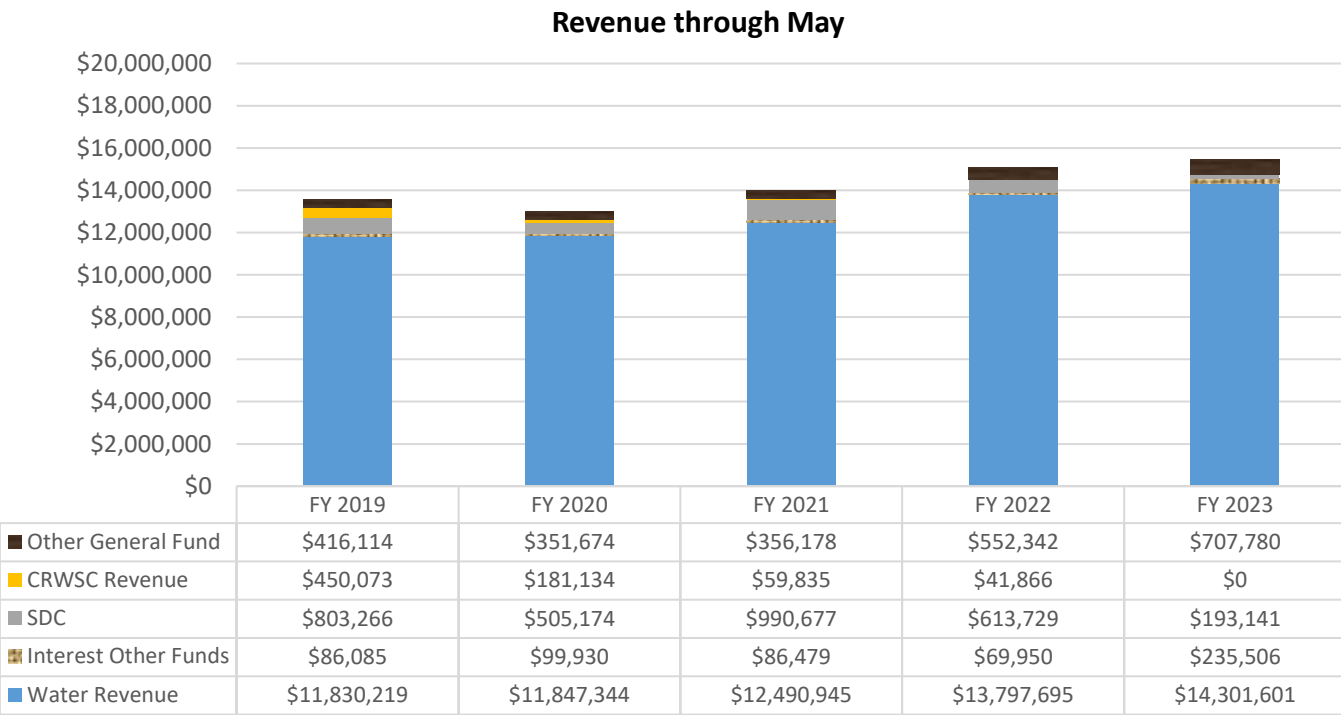
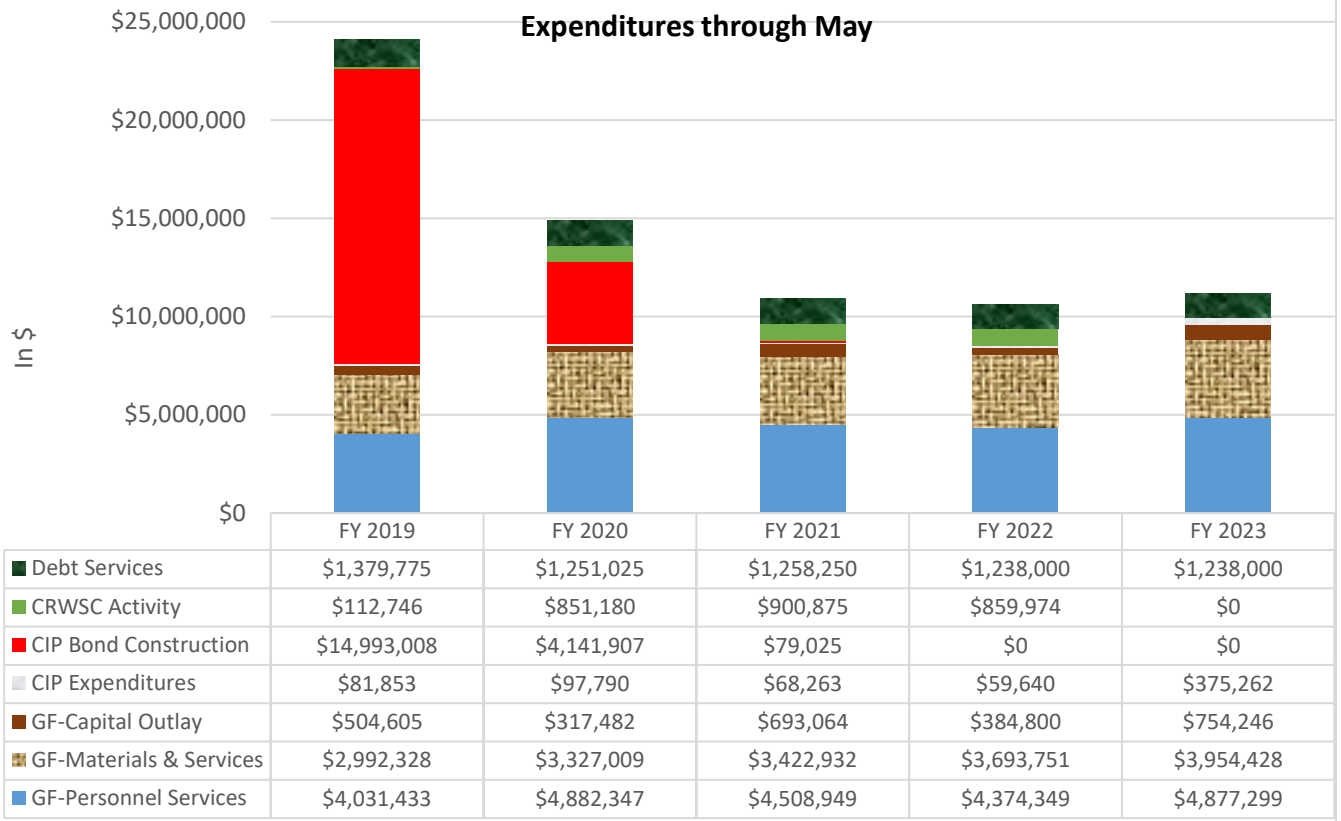
June 2023

Harrang Long Gary Rudnick monthly retainer	\$ 4,600.00
Harrang Long Gary Rudnick work outside of retainer/Client Cost	\$ 594.00
Sub-contracted legal services	\$ _____
Total Legal	\$ 5,194.00

Public Records Request Received

Number of Records Requests Received in June 2023

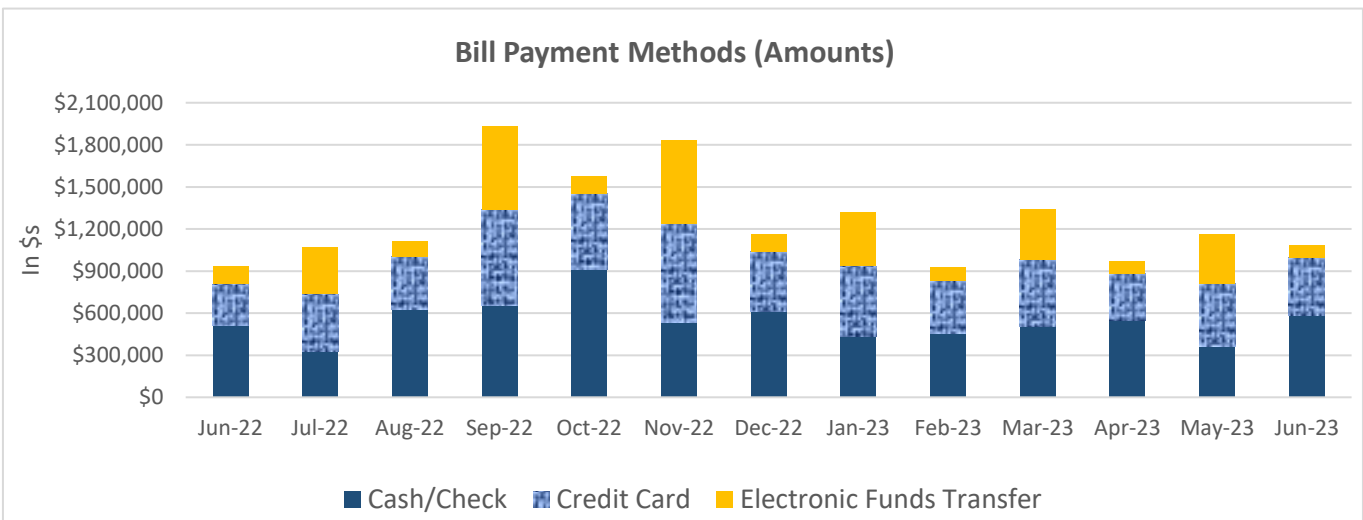
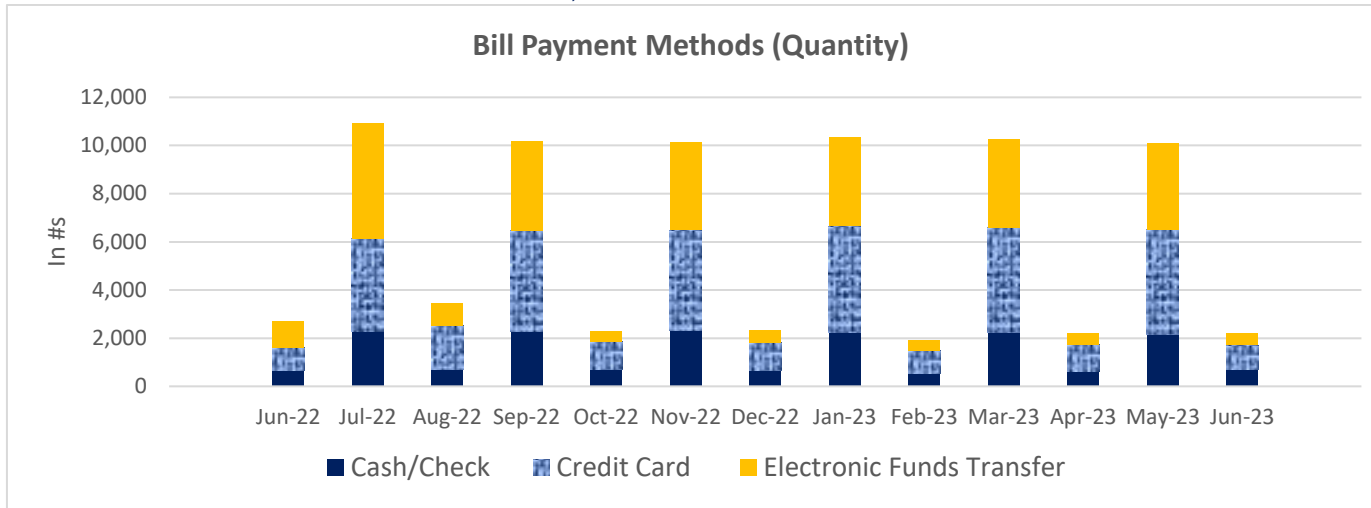
1



1) SDC revenue is lower than the prior years due to fewer construction projects in the district. 2) Other General Fund revenue is higher primarily due to increasing interest rates. 3) There are no costs for CIP Bond or CRWSC as those funds have been closed out but will be reported in the 5-year graph.

(as of the end of June 2023)

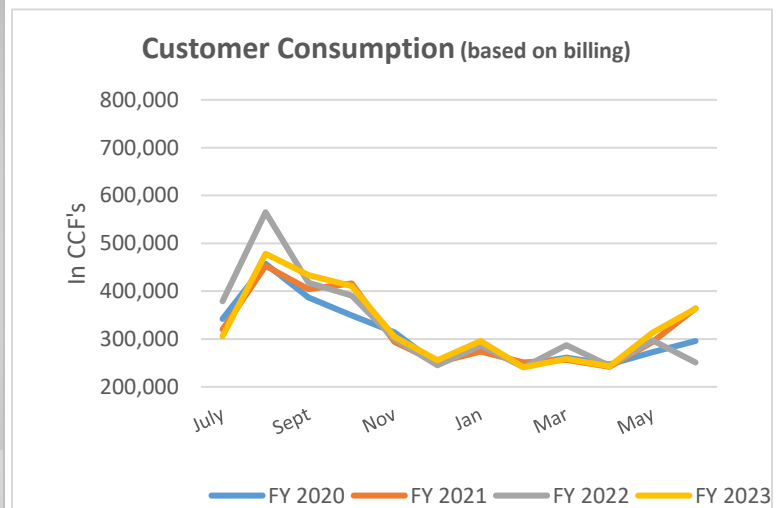
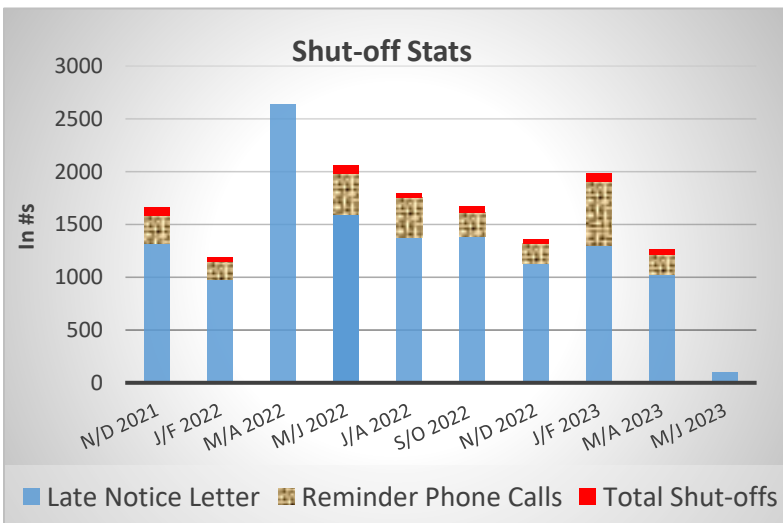
Residential Customers are billed on even months, Commercial Customers are billed on odd months.



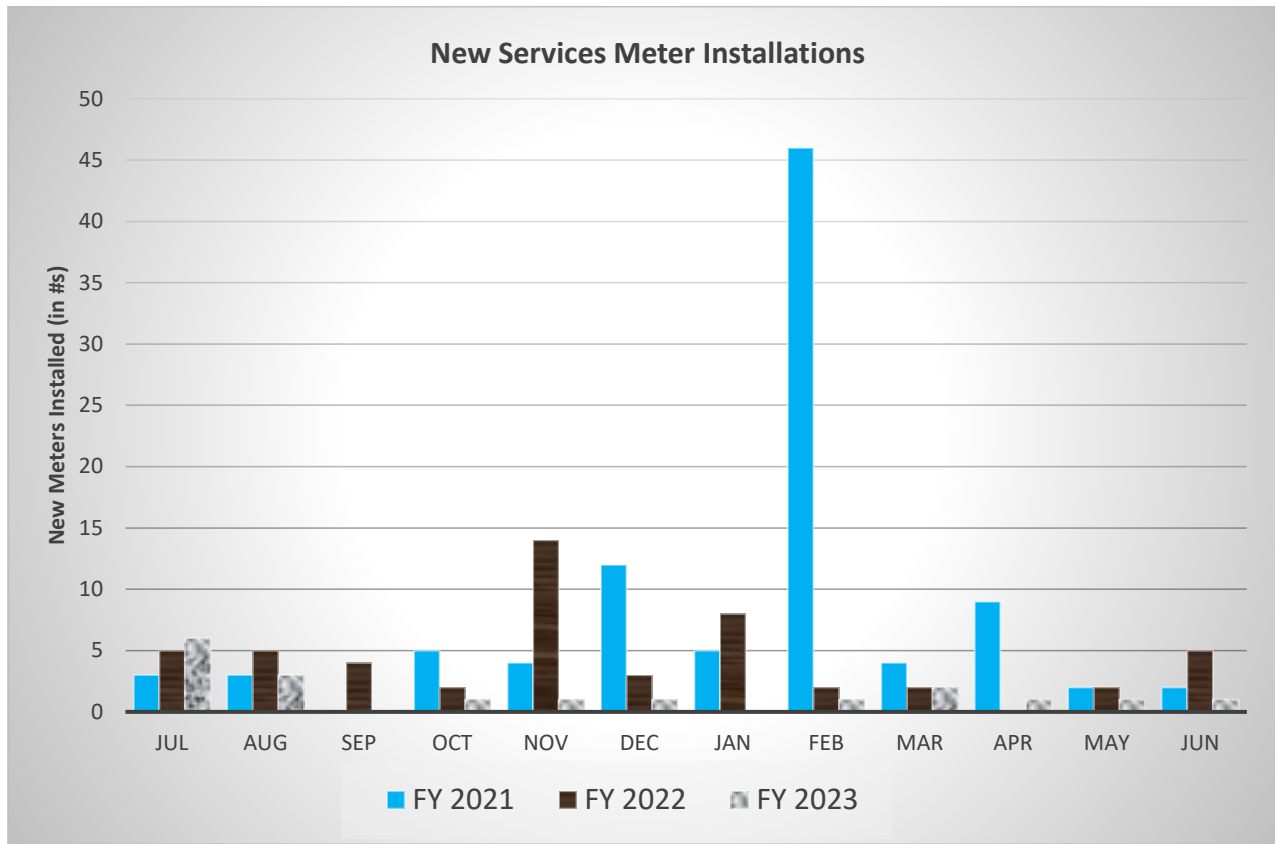
Cash/Check – Received via Lockbox, Counter

Credit Card – Received via CRW Initiated Automatic Payment, Walk-ins/Phone Calls, and Website

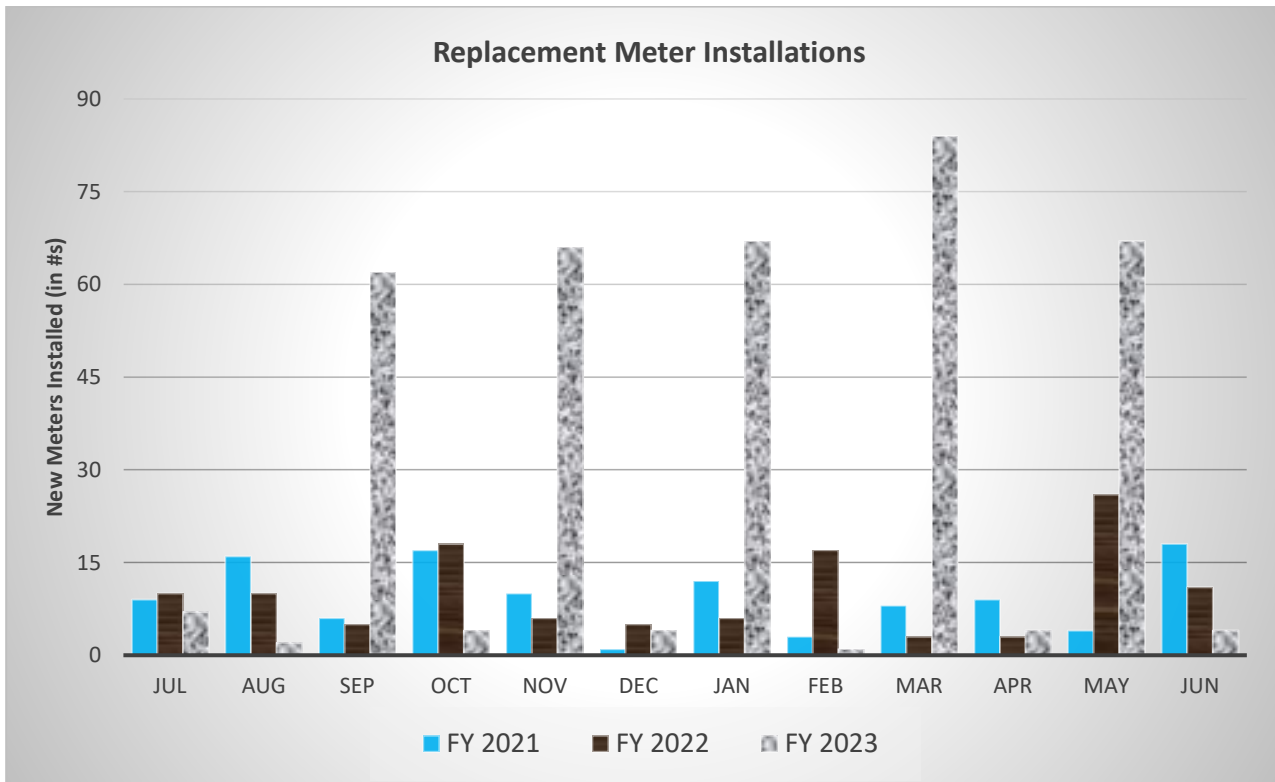
Electronic Funds Transfer – Received via Bank-to-Bank Transfer, Automatic Checking Withdrawal (RapidPay)



*Reminder Phone Calls are made during the even months. Shut offs occur the following month. **Jan/Feb late notice number is an estimate *No late notices Sept-Dec. '20; reinstated February and sent in May 2021



No new services for Sept. FY21, April F22, Sept. FY 22, Sept. FY 23, Jan FY23



Annual 2023 Goal for Meter Replacement is 350- Year to date is 227

Operation Statistics

	Leak Repairs Made (all pipe sizes)	Leak Detection Completed (miles)	Hydrant Maintenance	Locate Requests	Valve Maintenance & Mapping	After-hours Callouts	Meter Maintenance Tasks	Cross Connection Inspections
Jan. 2023	0	0.0	6	374	95	3	47	0
Feb. 2023	0	0.0	140	366	162	0	58	2
Mar. 2023	4	0.0	4	496	80	4	0	0
April 2022	1	23.7	169	378	219	7	0	0
May 2023	3	40.6	1	440	5	9	54	3
June 2023	1	9.0	188	401	124	7	0	1
July 2023								
Aug. 2023								
Sep. 2023								
Oct. 2023								
Nov. 2023								
Dec. 2023								
Total to Date	9	73.3	508	2455	685	30	159	6
2023 Annual Goal	N/A	120.0	1,110	N/A	500	N/A	N/A	96

Note - Annual maintenance goals are established based on several criteria including; AWWA Best Management Practices, identified system priority maintenance and repair focus needs, and internal/external project forecasts.

Private Development Projects

Private Project Tracking – June 2023

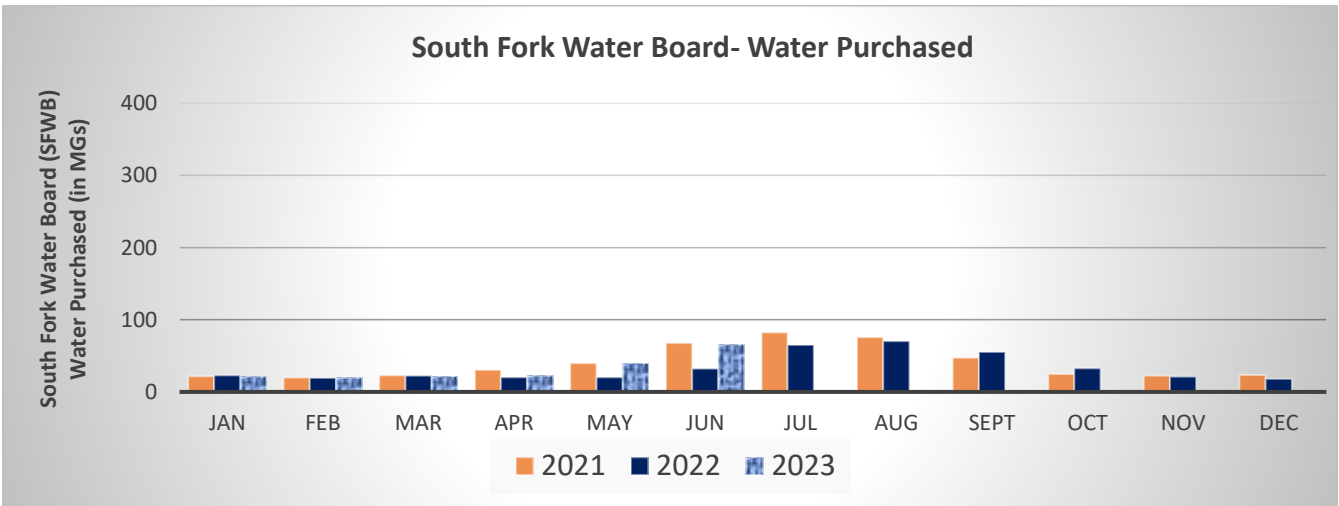
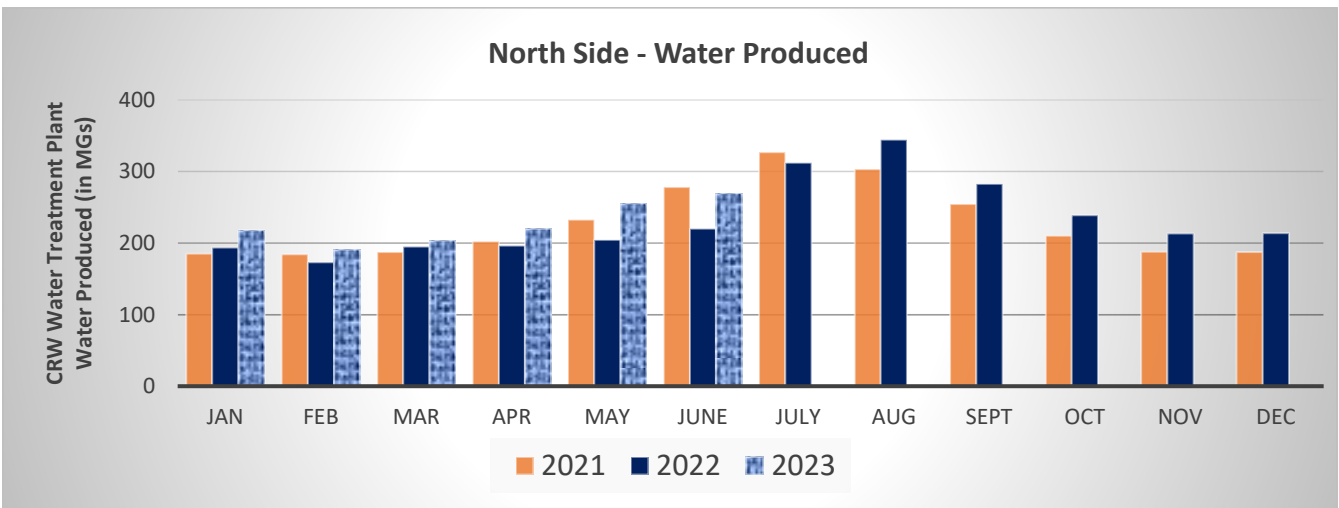
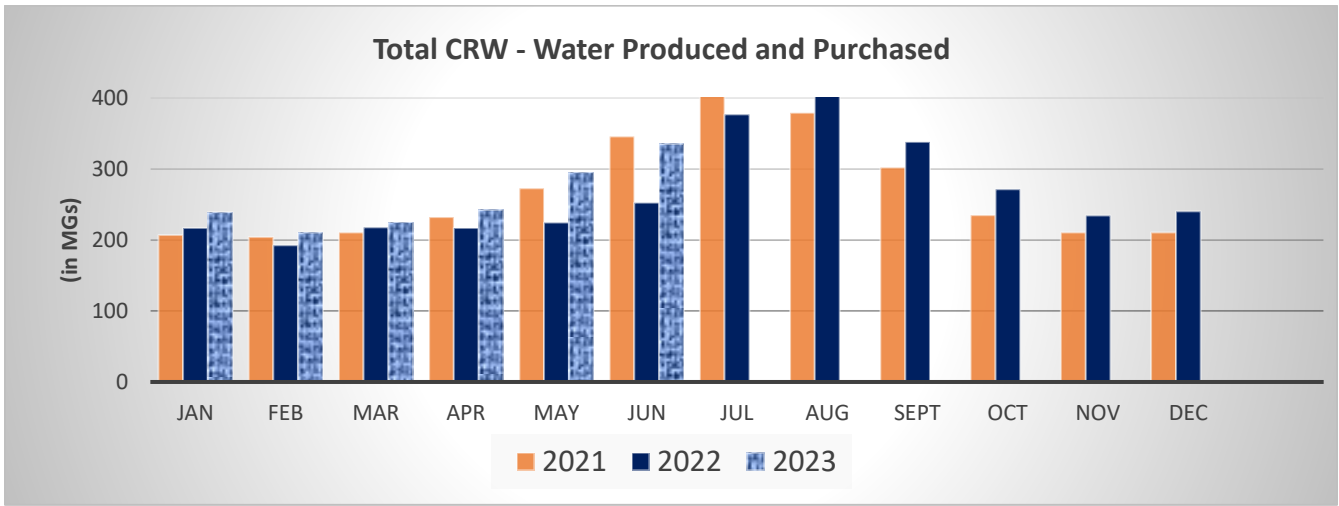
Project No.	Name	Description	Phase	Status
20-5262 Private	Bonaventure Senior Living	6" fire service and 3" meter	Const.	Site construction underway.
21-5283 Private	NCSD Facility	1 - 6" Fire Service 3 - domestic meters	Const.	Complete.
21-5285 Private	130 th Industrial Park	3-fire services 3-commercial services	Const.	Construction nearing completion.
18-5288 Private	Copper Heights	Residential 30 lot subdivision	Const.	Site construction is ongoing. Water system nearly complete.
21-5289 Private	224 Logistics Center	Unified Grocer site; 4 fire & 4 Domestic Services	Const.	Pending Construction start.
22-5293 Private	Crosswhite Industrial	New 6" fire service	Const.	Punch list Underway.
22-5294 Private	Clackamas CLT	8" main extension for 10 lot subdivision	Const.	Pending Construction Start
22-5295 Private	Jannsen Multi-Family	New fire and domestic service for 8-plex development.	Const.	Pending Construction start.
22-5298 Private	Serres Farms Subdivision	7-lots of subdivision	Design	Design Review Underway.
23-5299 Private	Prologis Park Clackamas	4-Warehouses with Fire and domestic service	Design	Design Review Underway.

Project Updates

Capital Project Tracking

Capital Project Tracking – June 2023

Project No.	Name	Budget BN 2021-23	Total to Date*	Remaining Budget	Status
5274	ODOT/City/Clackamas County DTD	\$250,000	\$18,178	\$231,822	
Utility coordination and adjustments at: Johnson Cr. Blvd at 79th Place Signals; WES force mains, ODOT 82nd Ave.					
5275	Athens Drive Waterline	\$641,000	\$516,373	\$124,627	Complete
5276	Fawn Ct. Waterline	\$277,000	\$0	\$277,000	No Activity.
Fawn Ct is a waterline replacement in a short cul-de-sac. The project has been abandoned for this biennium.					
5277	Leland Road Master Meter	\$493,000	\$1,850	\$491,150	No Activity
Discussing Oregon City logistics and impact of meter transfers. The project has been abandoned for this biennium.					
5273	Redland Rd. Waterline Phase 1	\$1,080,000	\$227,163	\$852,837	Construction
County is contracting with Contractor - Dirt and Aggregate Interchange. CRW waterline to be performed by County Contractor via IGA with County. Anticipate work start in late July 2023.					
5270	Linwood Road Improvements	\$328,000	\$210,871	\$117,129	Construction
Construction has begun. CRW is coordinating service replacement work with the County and Contractor.					
5278	Monroe Street Improvements	\$940,000	\$24,367	\$915,633	Design in progress
County road improvement schedule has construction in 2024. Staff is preparing design for construction in 2023 prior to County project.					
5279	Maplelane Road Waterline	\$846,000	\$484,502	\$361,498	Construction
Construction is underway with completion in late July.					
5280	Pump Station Chlorine	\$168,000	\$15,553	\$152,447	Design in progress
Designing spaces to house the new and upgraded chlorination equipment.					
5281	WTP Polymer Feed System	\$476,000	\$8,056	\$467,944	Design phase
Designing space and layout of proposed feed system on first floor of WTP.					
5282	WTP Filter Valve Replacement	\$692,000	\$20,482	\$671,518	Valve procurement
Valves and actuators have been ordered with delivery in October 2023. An installation contract is being prepared.					
5253	82nd Dr. - Phase 1 (Carryover)	\$97,000	\$46,974	\$50,026	Complete.
5287	90th St PS Electrical		\$55,825	(\$55,825)	Complete.
5291	I-205 Crossing		\$1,164	(\$1,164)	On hold
5292	Johnson Creek Blvd. Improv.		\$1,140	(\$1,140)	Utility coordination
5243	CRC Mobility Improvements		\$3,285	(\$3,285)	Complete
5296	Holly Lane Pipe Repair		\$43,270	(\$43,270)	Complete
5306	Redland Rd WL – Phase 2		\$22,146	(\$11,146)	
	Totals	\$6,288,000	\$1,701,200	\$4,586,800	
***Total expenditure for June 2023 does include labor overhead					



Regulatory

All 73 samples collected and analyzed for the June monitoring period showed no presence of coliform/*E. coli* bacteria.

Cyanotoxin Testing

Microcystin and Cylindrospermopsin sampling of our raw water began in May and occurs every two weeks for compliance.

No cyanotoxins have been detected in our raw water.

PGE did see a suspected bloom in the North Fork Reservoir near the dam on Monday July 3rd. Flowcam analysis of their sample that day showed no signs of a harmful algal bloom. An extra cyanotoxin sampling event let us know by July 5th that the reservoir sample and our raw water did not contain detectable amounts of any of the four cyanotoxins.

Non-Regulatory

General water quality parameters (pH, temperature, chlorine, TDS, hardness, alkalinity) were collected throughout the distribution system at 16 locations in the North and South systems.

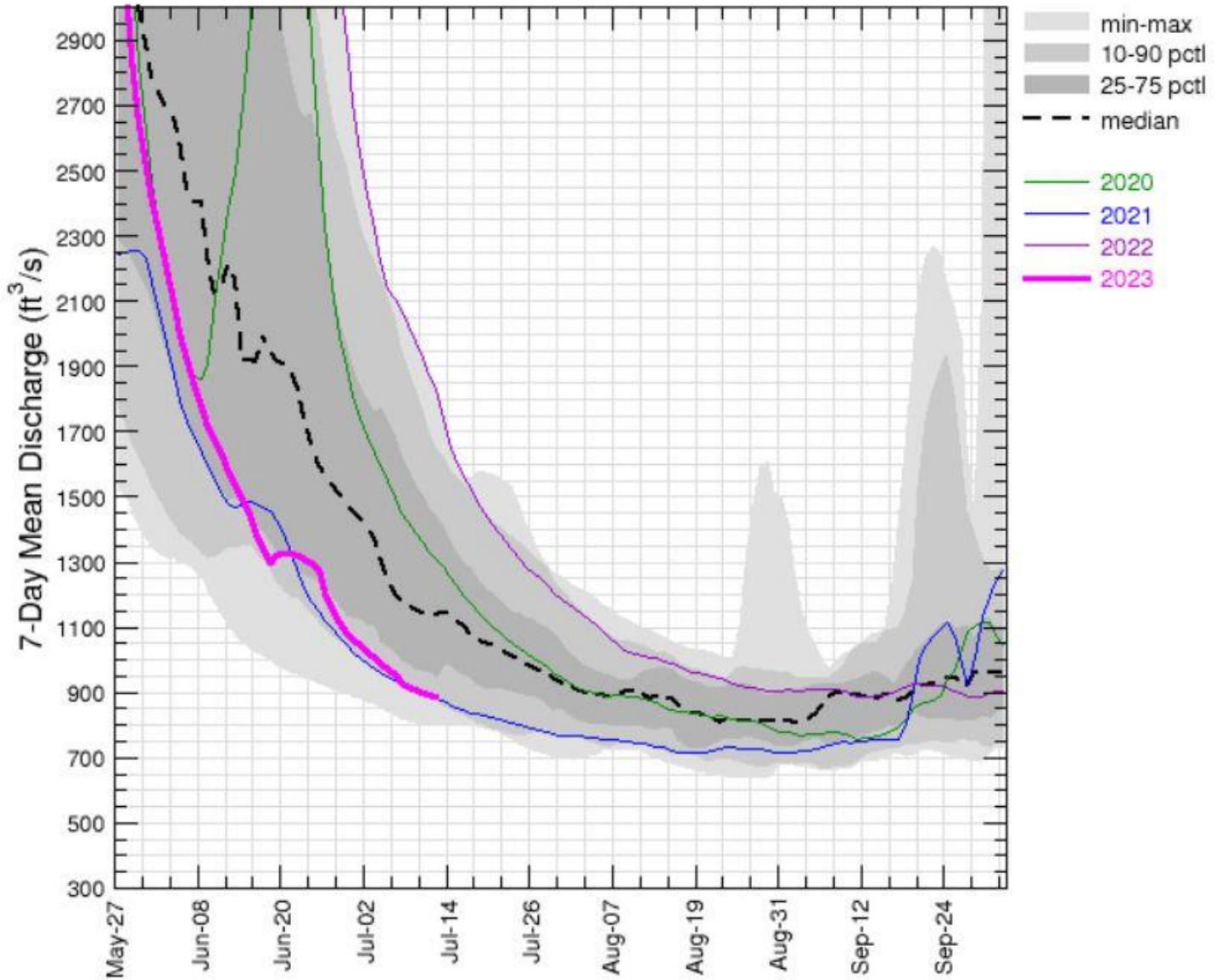
Weekly algae monitoring is occurring at 3 locations in the North Fork Reservoir and CRW's intakes. This work includes species monitoring with the FlowCAM and nutrient analysis.

Monthly watershed sampling was conducted at 4 long-term sampling locations for total organic carbon, nutrients (nitrate/nitrite, total phosphorus, orthophosphate, etc), coliform density, pH, dissolved oxygen, TDS, temperature, and volatile organic carbon compounds (VOCs, 21 regulated for drinking water, 36 unregulated).

- The current Clackamas River **7-day average steamflow is 74% of normal** (median).
- June **precipitation in the Clackamas basin was 43% of normal**. Precipitation since the beginning of the water year (October 1 – July 11) has been 78% of normal.
- **The three-month outlook (Jul-Sep)** from the NOAA Climate Prediction Center calls for an likely chance of **above normal temperatures**, and **near-normal precipitation** for most of Oregon.

Clackamas River near Oregon City, OR (14211010)

Data from U.S. Geological Survey, Jun-08-2001 to Jul-12-2023



Wed Jul 12 17:01:56 2023