



June 2024

FREE OUTDOOR WATER ASSESSMENTS

**CRW CLOSURES:**

Thursday, July 4th to observe Independence Day

**TIP OF THE MONTH**

**Smart Irrigation Month**

Save water outdoors through efficient watering practices this summer with these three smart tips:

- 1. Check for leaks**, broken sprinkler heads, loose connections, and other issues.
- 2. Add a shut-off nozzle** to your garden hose to save 5-7 gallons of water each minute your hose is on, but not in use.
- 3. Sign up to receive the Weekly Watering Number** ([bit.ly/3UVLAIS](https://bit.ly/3UVLAIS)) via text or email to find out how much to water each week based on weather in your zip code.

Everyone can do their part to use water wisely. It's just the right thing to do.



**LANDSCAPE WATER AUDITS**

The Clackamas River Water Providers (CRWP) is now offering free Residential Landscape Water Audits to Clackamas River Water Customers. It is an assessment of your lawn, garden areas, irrigation system and more.

Our landscape auditor will assess your lawn and garden areas, irrigation system and more. Upon completion of the audit you will be provided written recommendations to help you manage your outdoor water use for a more water efficient landscape and irrigation system.

Audits will be performed during the spring and summer months only (during watering season).

The audits will be approximately 1.5 hours long. Please be available to walk through the audit process with the Audit Specialist. When the audit is complete, all recommendations will be recorded. This includes irrigation controller schedule adjustments, irrigation head adjustments and replacements, maintenance of existing plant material, and the addition of soil amendments to reduce weeds, promote soil moisture, and reduce the use of fertilizers.



Interested customers can contact the CRWP at 503-723-3511 or email [christine@clackamasproviders.org](mailto:christine@clackamasproviders.org) to schedule an audit. Audits are booked on a first come first serve basis. Audits will be performed at each site, one time only. Apply online at: <https://bit.ly/3V1K1Dg>

Water use in our area more than doubles during the summer months due to outdoor watering.

*Landscape water audits will include but are not limited to:*

- A walk through the yard and garden area including all of the lawn areas.
- Making note of soil types, plant material, naturally available water, and sun exposure.
- Locating the water meter, noting any existing leaks from the meter throughout the irrigation system.
- Making note of existing backflow protection type, size, make and model number.
- Locating the irrigation system controller, making note of the make and model, as well as the current timing schedule. Each zone will be ran separately, recording gallons per minute used for each zone.

# CONSERVATION TIPS

## 10 TIPS TO SAVE WATER OUTDOORS

1. **Adjust your sprinklers** so that they're watering your lawn and garden, and not the street or sidewalk.
2. **Water early in the morning** (before 10:00) or later in the evening (after 6:00) when temperatures are cooler and evaporation is minimized.
3. **Set it, but don't forget it!** Whether you have a manual or automatic system, be sure to adjust your watering schedules throughout the irrigation season.






4. **Water established lawns about 1 inch** per week (a bit more during hot, dry weather). Find out how much to water this week with the **Weekly Watering Number**.

5. **Inspect your irrigation system for leaks**, broken lines, or blockage in the lines. A well-maintained system will save you money, water, and time.
6. **Consider replacing some turf area** with low water use plants and ornamental grasses. They are easier to maintain than turf, look beautiful, and require far less water.
7. **Group plants with like watering needs**. Creating "watering zones" in your garden will allow you to give each plant the water it requires — not too much or too little.
8. **Add a shut-off nozzle** to your garden hose and save about 5-7 gallons each minute your hose is on.
9. **Adjust your mower to a higher setting**. A taller lawn provides shade to the roots and helps retain soil moisture, so your lawn requires less water.
10. **Apply the amount of water your soil can absorb**. Water thoroughly, but infrequently. If run off or puddling occurs, break longer watering sessions into several short sessions allowing water to soak into the soil between each session.

## The CRW Water Quality Report is Now Online!

[www.bit.ly/CRW2024WQR](http://www.bit.ly/CRW2024WQR)

Read the Facts About Your Quality Tap Water



CRW Staff Proudly Presents:

## The *Clackamas River Water* 2024 Drinking Water Quality Report

**AVAILABLE ONLINE** [www.bit.ly/CRW2024WQR](http://www.bit.ly/CRW2024WQR)

From the Clackamas River to your tap, our dedicated staff numbering only 40 continues to consistently deliver water of exceptional quality to our 50,000 customers. We invite you to learn more about how by visiting our annual water quality report.

LEARN HOW YOUR WATER QUALITY IS:

- Protected
- Ensured
- Tested



find us on X/Twitter

find us on



find us on Instagram

Pay your bill online at:  
[crwater.com/pay-your-bill](http://crwater.com/pay-your-bill)  
503-722-9220

Mon- Thurs 7:30 a.m. - 5:00 p.m.  
Friday 7:30 a.m. - 4:00 p.m.



16770 SE 82nd Drive, Clackamas, 97015  
503-722-9220 [www.crwater.com](http://www.crwater.com)