



Clackamas River Water

Monthly Update

March 2023



- Monthly Update 3
 - Purchase Order Report.....3
 - Contracts Log..... 4
 - Summary of Legal..... 4
 - Public Records Request Received 4
 - Financial Reports 5
 - Statistics 6
 - Activity Reports 7
- System Operations 8
 - Operation Statistics 8
 - Project Updates..... 9-10
- Water Resources & Water Quality 11
 - Water Distribution Charts 11
 - Sampling Reports 12
 - Regulatory 12
 - Non-Regulatory 12
 - Winter Conditions Report 13

Purchase Order Report- February 2023

Purchase Order Report - Feb 2023

Vendor: 00063 - CESSCO INC

PO #	Description	Total Amount
23-0030	BLADES, CHAINS, EQUIPMENT PURCHASE	7,000.00

Vendor: 00215 - RELIABLE FENCE & CONSTRUCTION

PO #	Description	Total Amount
23-0098	PERIMETER FENCING - 17759 S HENRICI RD	25,902.00

Vendor: 00402 - DLT SOLUTIONS

PO #	Description	Total Amount
23-0102	AUTODESK AEC COLLECTION IC GOVERNMENT ANNUAL SUBSCRIPTION	1,232.55

Vendor: 01541 - HARRIS WORKSYSTEMS

PO #	Description	Total Amount
23-0101	ERGONOMIC SIT-STAND DESKS	1,417.04

PO #	Description	Total Amount
23-0105	I/O CARDS FOR MAIN PLC	8,265.00

Vendor: 02837 - TAURUS POWER & CONTROLS INC

PO #	Description	Total Amount
23-0099	For Services to Soft Start and VFD	6,000.00

Vendor: 04031 - LIFE TECHNOLOGIES CORPORATION

PO #	Description	Total Amount
23-0103	MAINTENANCE AGREEMENT FOR QUANTSTUDIO3 QPCR MACHINE	4,464.96

Vendor: 04255 - PUMPTECH LLC

PO #	Description	Total Amount
23-0106	ALUM DOSING PUMP	6,081.00

Vendor: 04256 - CITY WIDE FACILITY SOLUTIONS

PO #	Description	Total Amount
23-0097	FACILITY REPAIR SERVICES FY 2023	5,000.00

Vendor: 04320 - CHOWN INC

PO #	Description	Total Amount
23-0100	LOCK/KEY/ELEC ACCESS CONTROL ASSESSMENT	4,950.00

Vendor: 04468 - NATIONAL BULK EQUIPMENT INC, BRAWN MIXER

PO #	Description	Total Amount
23-0104	Brawn Model 3BTO3 MIXER ASSEMBLY. 68	11,793.00

Contract Log

(Executed since last board meeting February 16, 2023)

Company	Product / Service	Rates	Eff. Date	Exp. Date	New/Amended/ Extended
None at this time					

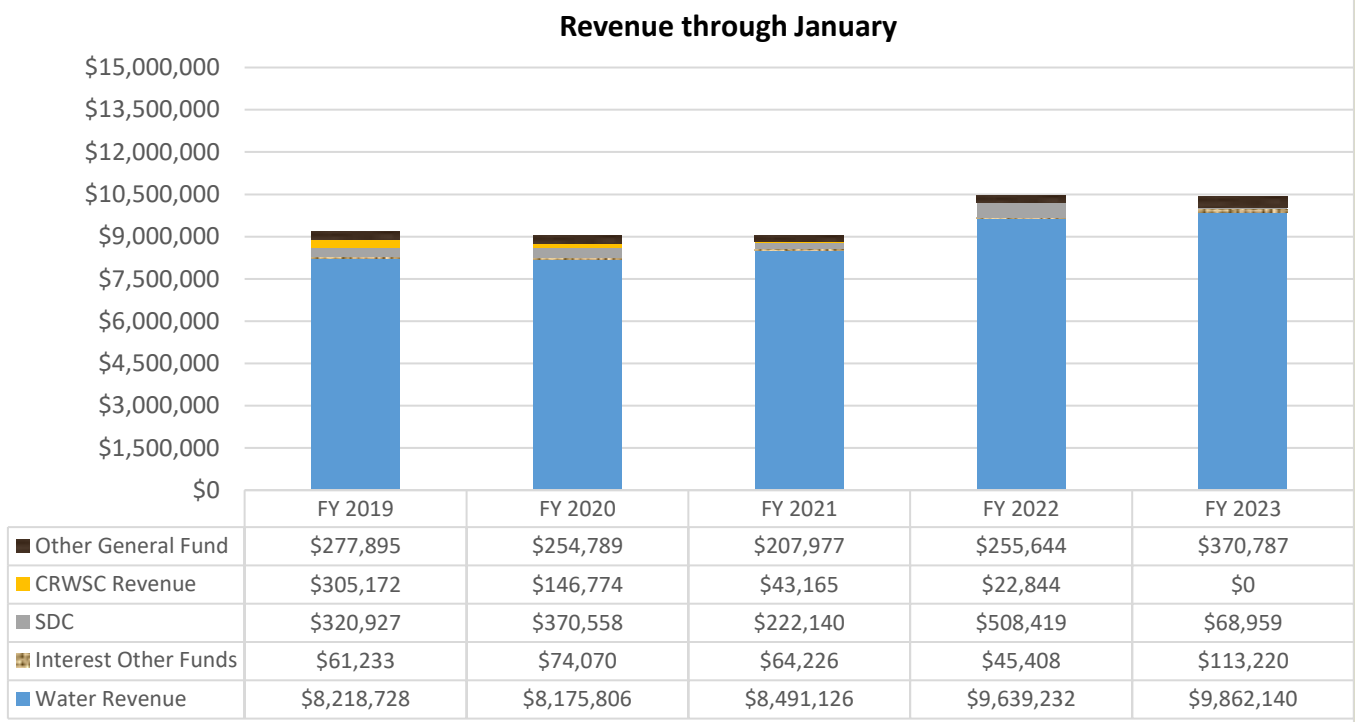
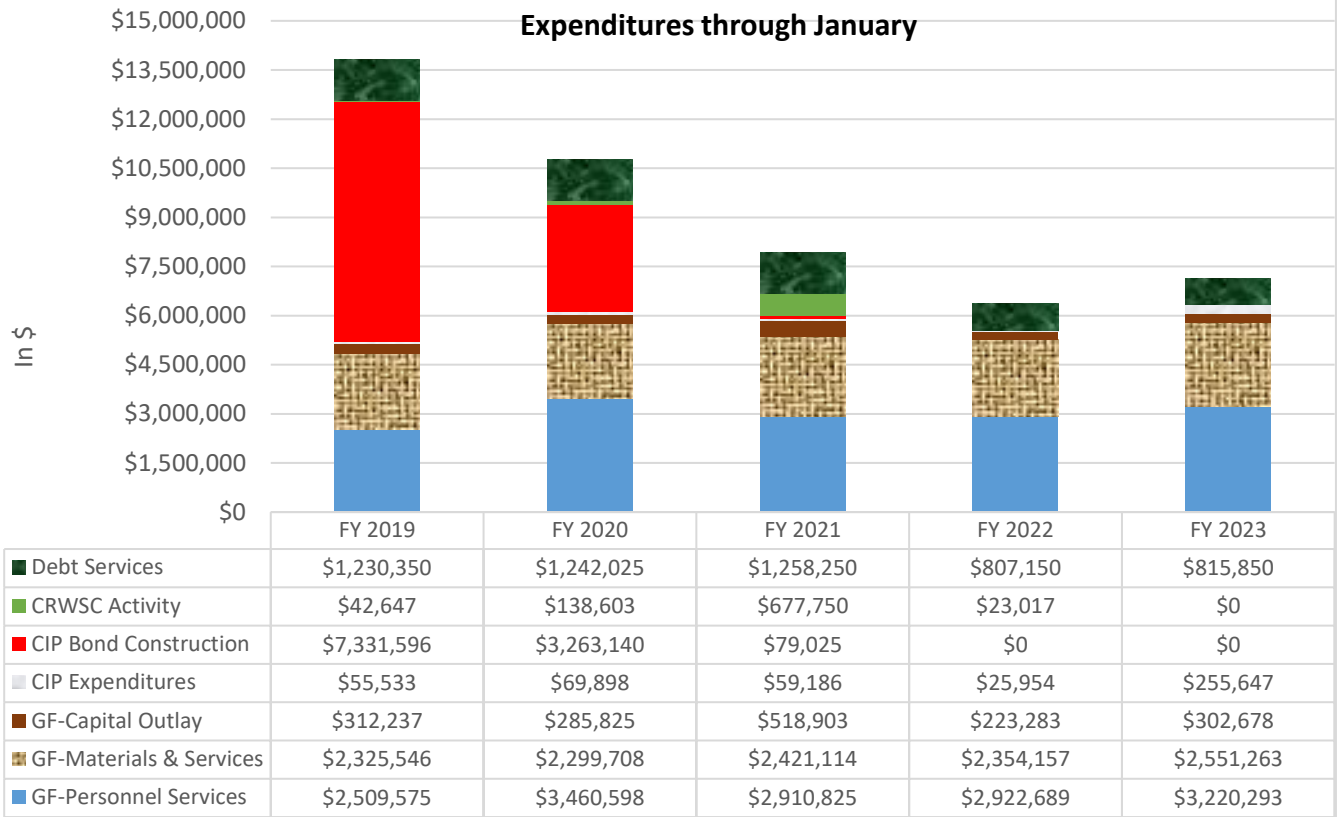
Summary of Legal

February 2023

Harrang Long Gary Rudnick monthly retainer	\$ 4,600.00
Harrang Long Gary Rudnick work outside of retainer/Client Cost	\$
Sub-contracted legal services	\$ _____
Total Legal	\$ 4,600.00

Public Records Request Received

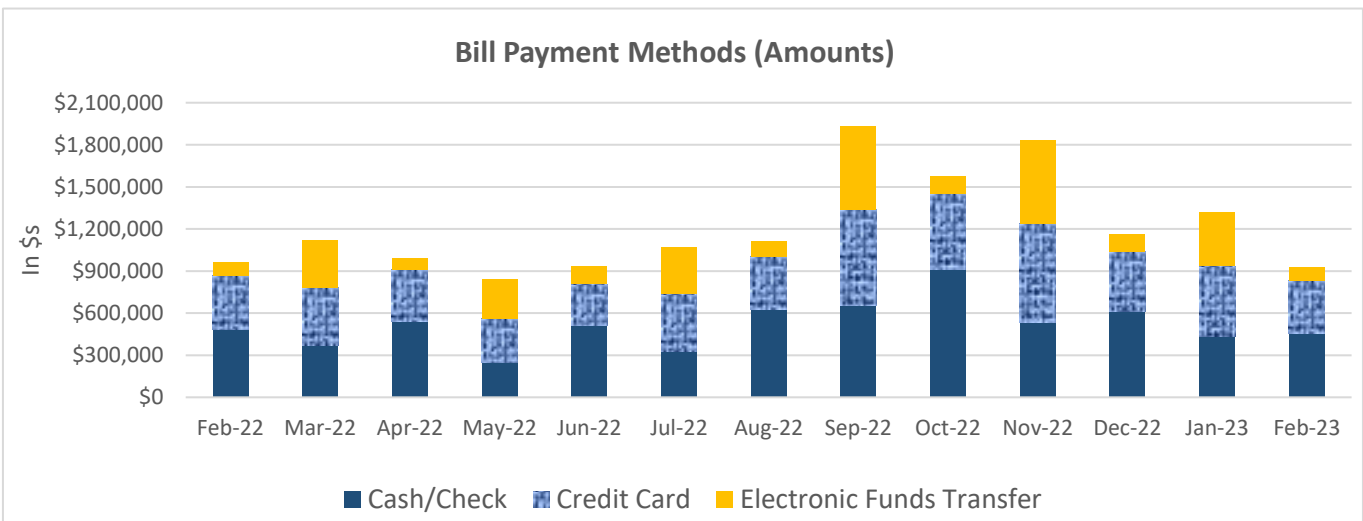
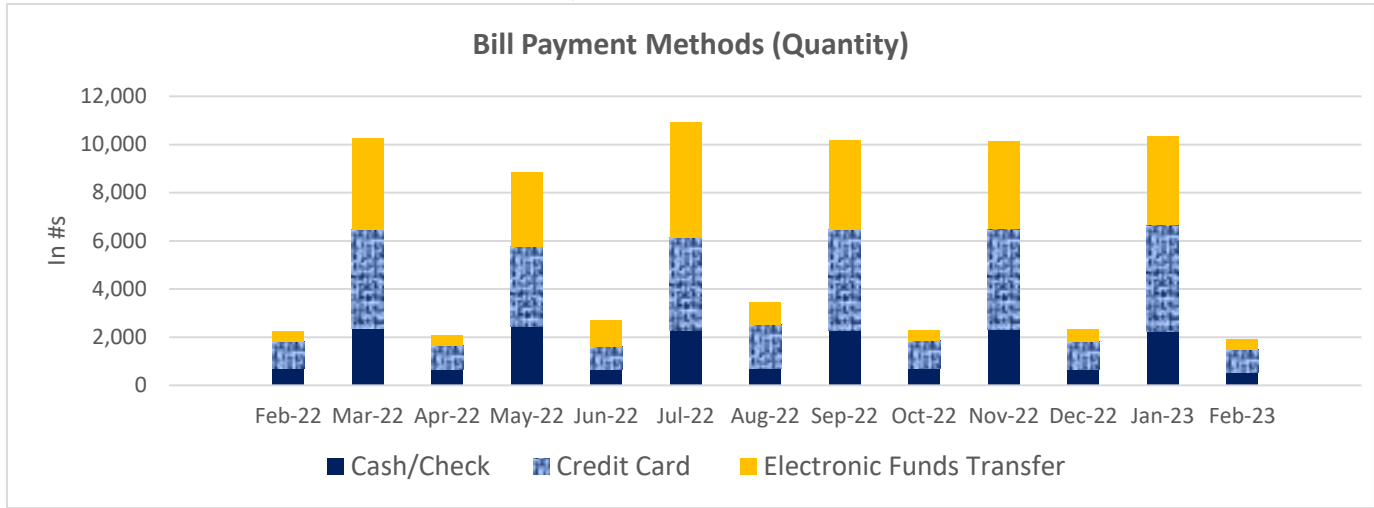
Number of Records Requests Received in February 2023 **0**



1) SDC revenue is lower than the prior year due to a reduction in new construction projects in the district. 2) Other General Fund revenue is higher primarily due to increasing interest rates. 3) There are no costs for CIP Bond or CRWSC as those funds have been closed out but will be reported in the 5-year graph. 4) GF-Capital Outlay is higher than prior years due to purchased equipment but is in line with budget.

(as of the end of February 2023)

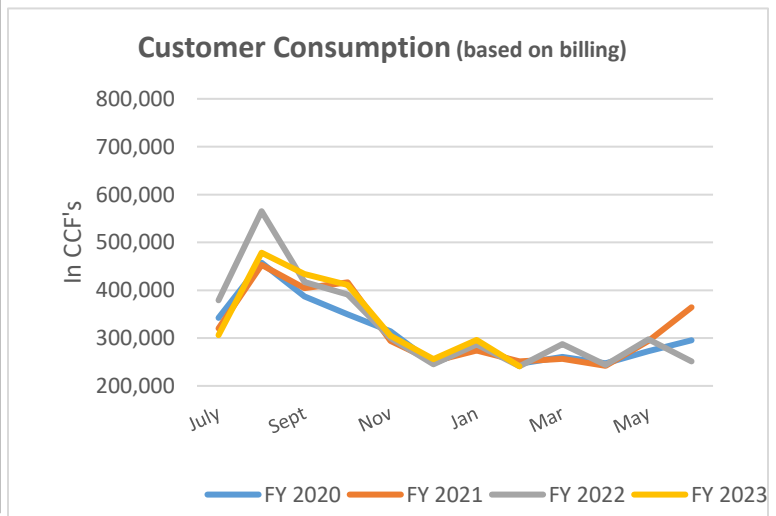
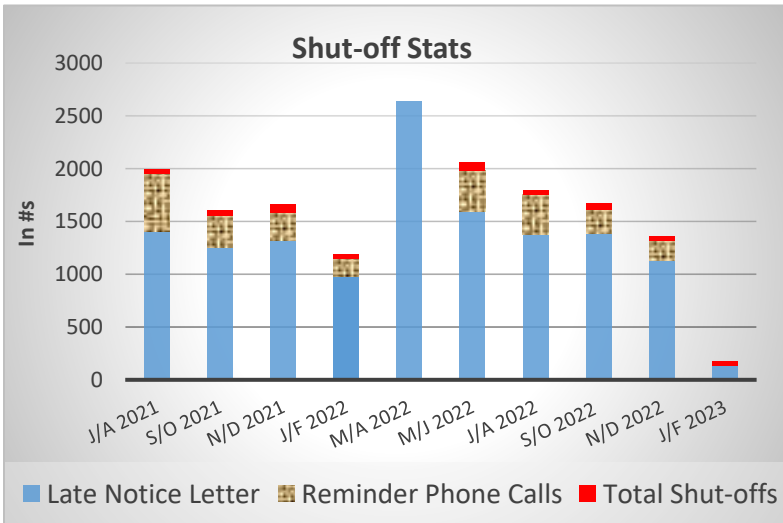
Residential Customers are billed on even months, Commercial Customers are billed on odd months.



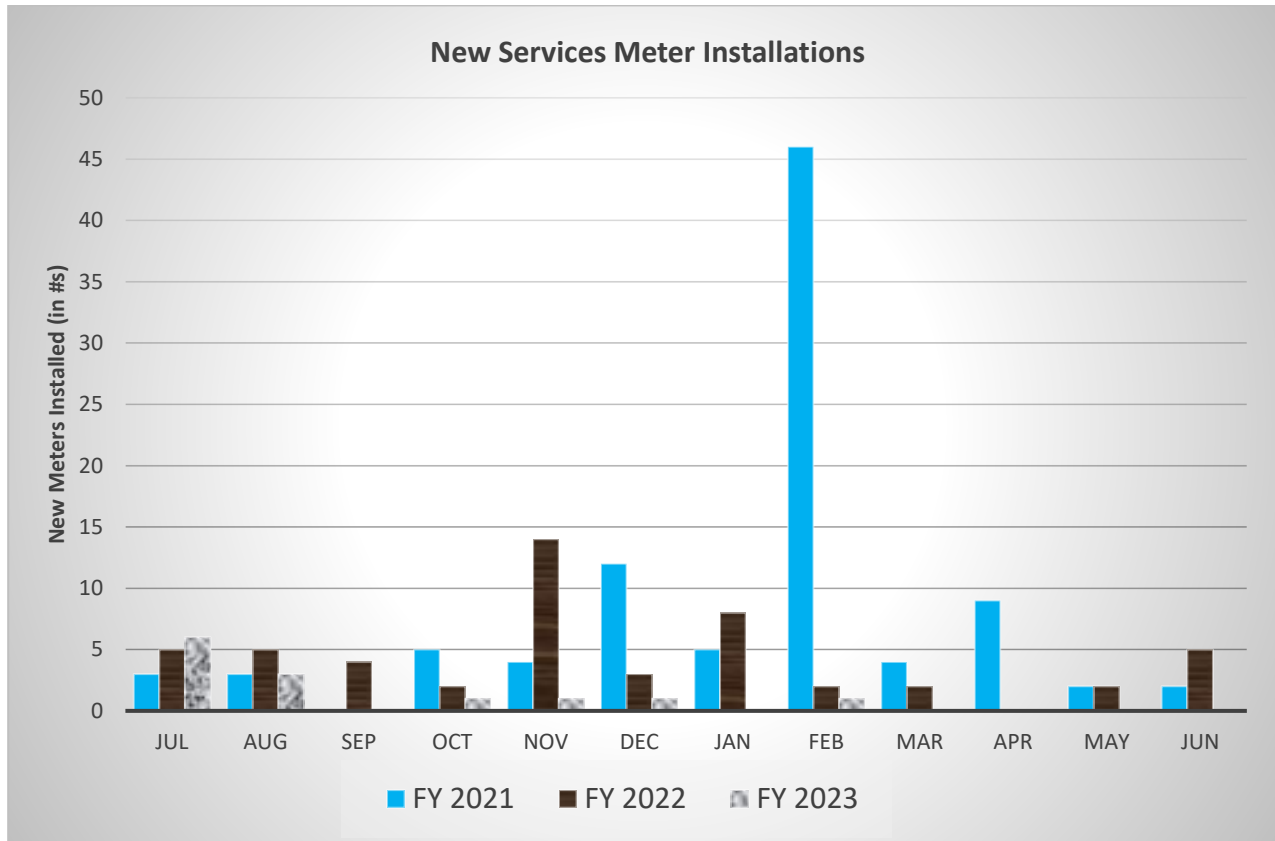
Cash/Check – Received via Lockbox, Counter

Credit Card – Received via CRW Initiated Automatic Payment, Walk-ins/Phone Calls, and Website

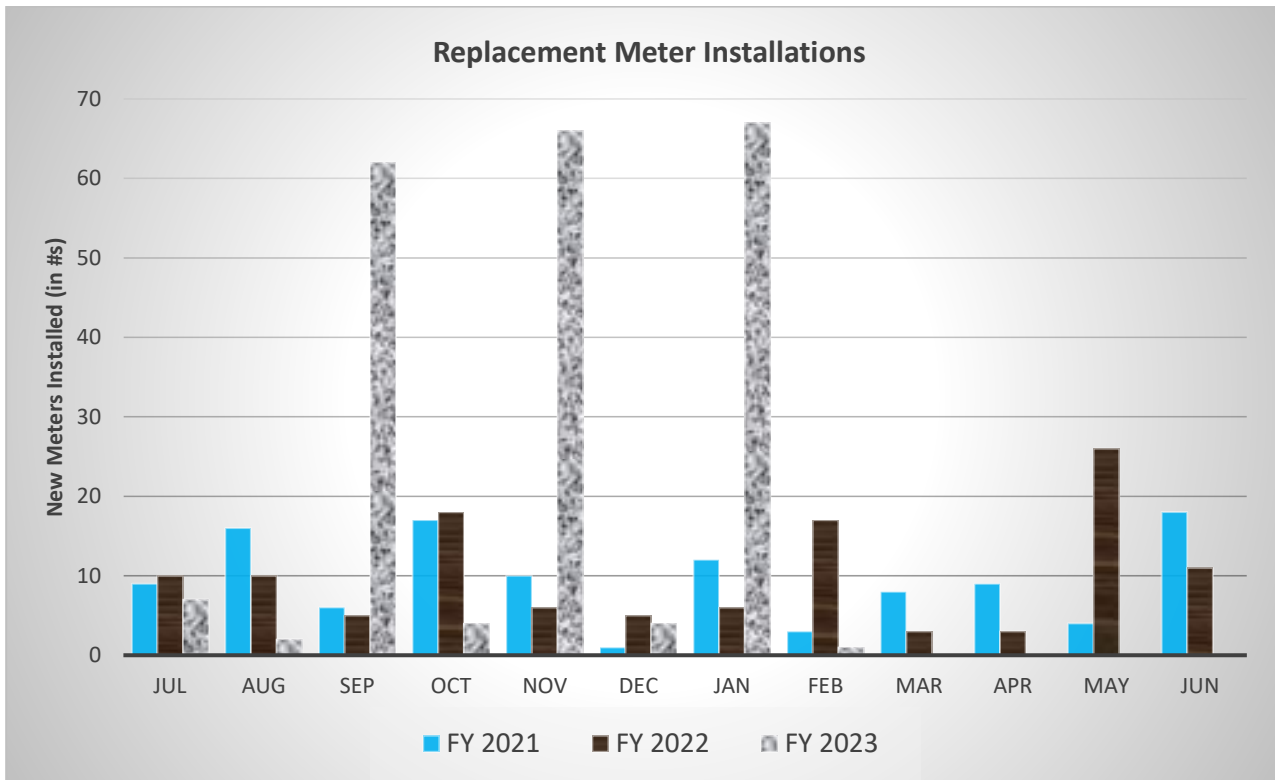
Electronic Funds Transfer – Received via Bank-to-Bank Transfer, Automatic Checking Withdrawal (RapidPay)



*Reminder Phone Calls are made during the even months. Shut offs occur the following month. **Jan/Feb late notice number is an estimate *No late notices Sept-Dec. '20; reinstated February and sent in May 2021



No new services for Sept. FY21, April F22, Sept. FY 22, Sept. FY 23, Jan FY23



Annual 2023 Goal for Meter Replacement is 350- Year to date is 67

Operation Statistics

	Leak Repairs Made (all pipe sizes)	Leak Detection Completed (miles)	Hydrant Maintenance	Locate Requests	Valve Maintenance & Mapping	After-hours Callouts	Meter Maintenance Tasks	Cross Connection Inspections
Jan. 2023	0	0.0	6	374	95	3	47	0
Feb. 2023	0	0.0	140	366	162	0	58	2
Mar. 2023								
April 2022								
May 2023								
June 2023								
July 2023								
Aug. 2023								
Sep. 2023								
Oct. 2023								
Nov. 2023								
Dec. 2023								
Total to Date	0	0.0	146	740	257	3	105	2
2023 Annual Goal	N/A	120.0	1,110	N/A	500	N/A	N/A	96

Note - Annual maintenance goals are established based on several criteria including; AWWA Best Management Practices, identified system priority maintenance and repair focus needs, and internal/external project forecasts.

Private Project Tracking – February 2023

Project No.	Name	Description	Phase	Status
20-5262 Private	Bonaventure Senior Living	6" fire service and 3" meter	Const.	Pending Construction start.
21-5283 Private	NCSD Facility	1 - 6" Fire Service 3 - domestic meters	Const.	Punch list underway.
21-5285 Private	130 th Industrial Park	3-fire services 3-commercial services	Const.	Construction underway.
18-5288 Private	Copper Heights	Residential 30 lot subdivision	Const.	Water system construction has begun.
21-5289 Private	224 Logistics Center	Unified Grocer site; 4 fire & 4 Domestic Services	Design	Plan review in Progress.
22-5293 Private	Crosswhite Industrial	New 6" fire service	Const.	Pending Construction start.
22-5294 Private	Clackamas CLT	8" main extension for 10 lot subdivision	Design	Design Review in Progress.
22-5295 Private	Jannsen Multi-Family	New fire and domestic service for 8-plex development.	Design	Design Review in Progress
22-5298 Private	Serres Farms Subdivision	7-lots of subdivision	Design	Preparing development agreement

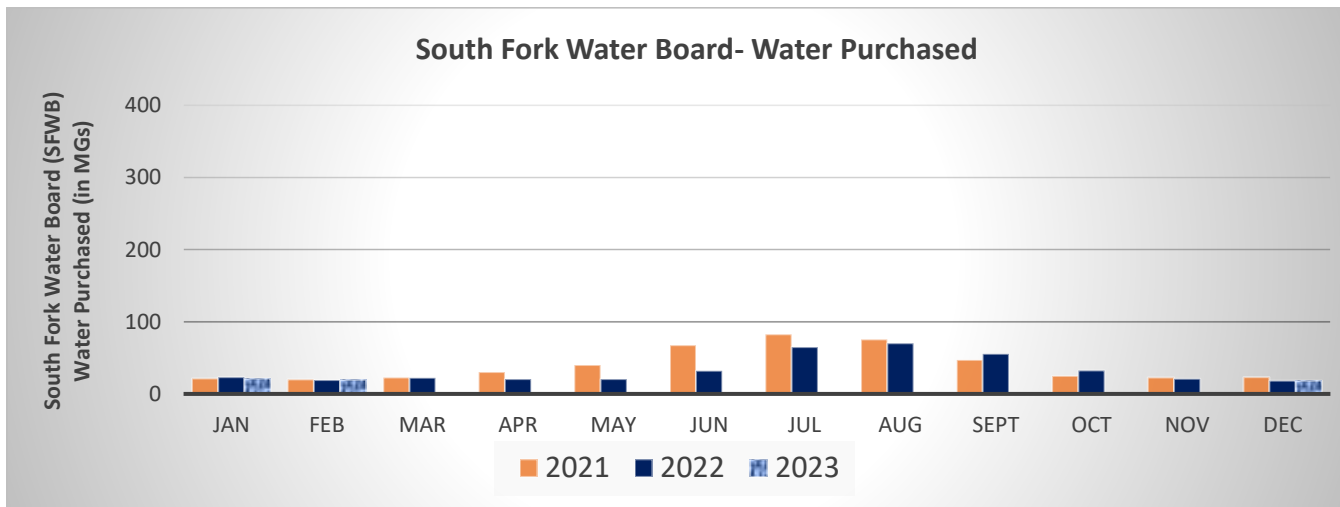
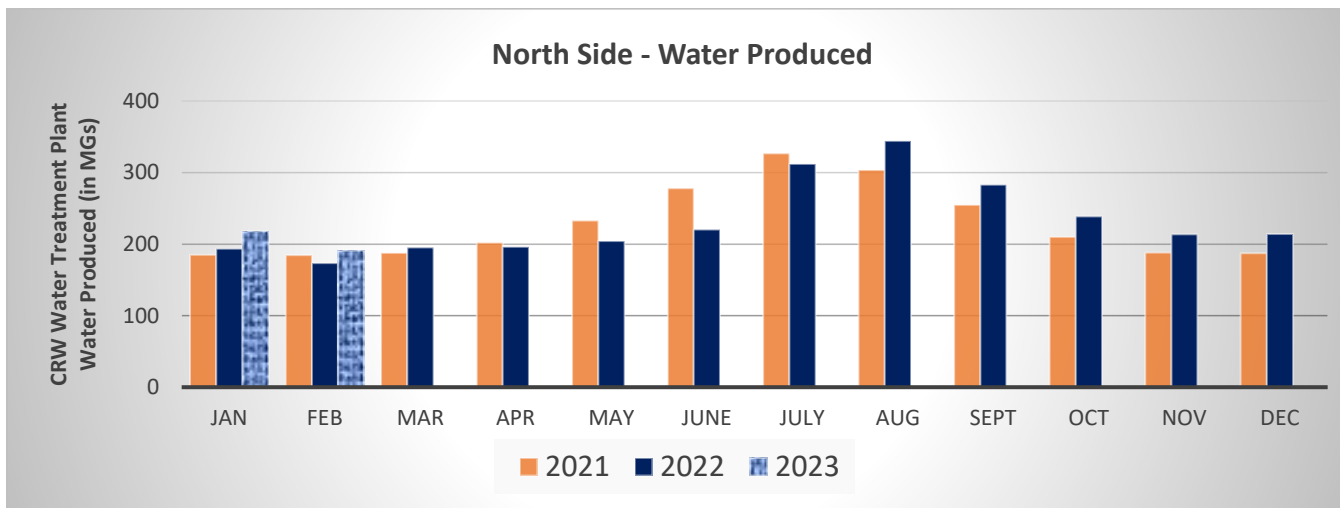
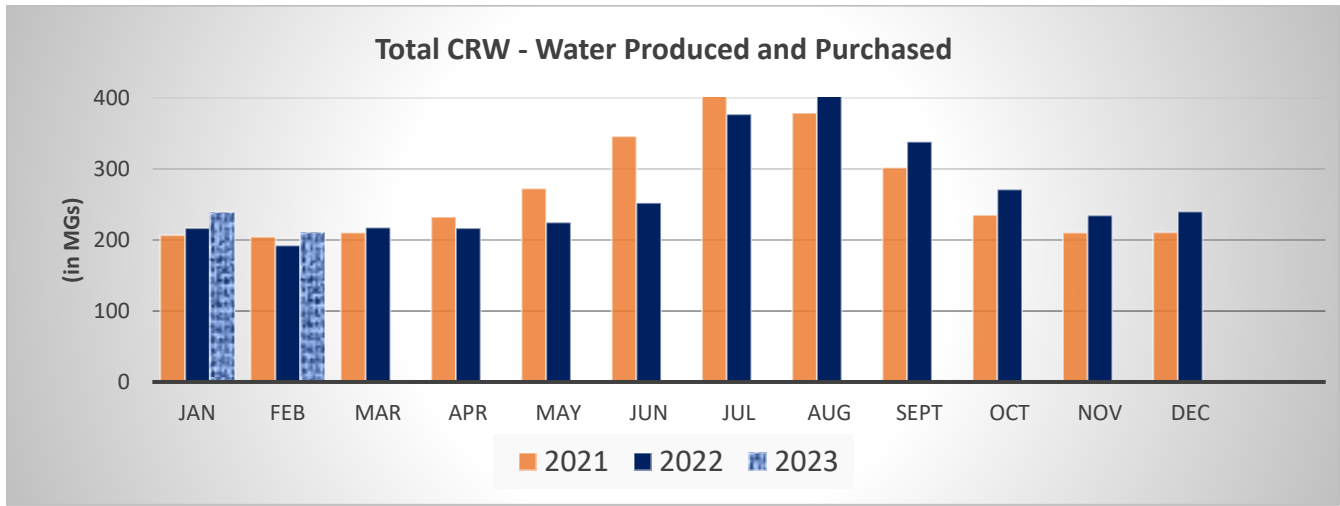
Project Updates

Capital Project Tracking

Capital Project Tracking – February 2023

Project No.	Name	Total Budget BN 2021-23	Total to Date* (thru last month)	Remaining Budget	Status
5274	ODOT/City/Clackamas County DTD	\$250,000	\$10,984	\$239,016	
Utility coordination and adjustments at: Johnson Cr. Blvd at 79th Place Signals; WES force mains, ODOT 82nd Ave. improvements.					
5275	Athens Drive Waterline	\$641,000	\$516,373	\$124,627	Complete
5276	Fawn Ct. Waterline	\$277,000	\$0	\$277,000	No Activity.
Fawn Ct is a waterline replacement in a short cul-de-sac. The project is tentatively scheduled for design and construction later in the biennium; however, staff is keeping an eye on increasing costs of other projects.					
5277	Leland Road Master Meter	\$493,000	\$1,850	\$491,150	No Activity
Discussing with Oregon City logistics and impact of meter transfers.					
5273	Redland Rd. Waterline Phase 1	\$1,080,000	\$196,883	\$883,117	Design 99% complete
County has schedule shows project bid in May of 2023 construction to start in June. CRW has pre-purchased pipe and valves to mitigate material lead time delays.					
5270	Linwood Road Improvements	\$328,000	\$202,526	\$125,474	
County is drafting the construction IGA. Construction to begin in a few weeks.					
5278	Monroe Street Improvements	\$940,000	\$6,555	\$933,445	Design phase
County road improvement schedule has construction in 2024. Staff is collecting data and researching project for design and construction in 2023 prior to County project.					
5279	Maplelane Road Waterline	\$846,000	\$62,889	\$783,101	Pending Construction Start
Project has been bid, a contractor selected, and contracts signed. Notice to proceed issued for a March construction start with completion in June.					
5280	Pump Station Chlorine	\$168,000	\$13,836	\$154,164	Design in progress
Continuing to research chlorine systems for current and future demand. Designing spaces to house the equipment.					
5281	WTP Polymer Feed System	\$476,000	\$4,827	\$471,173	Design phase
Researching feed systems and designing location on first floor within WTP.					
5282	WTP Filter Valve Replacement	\$692,000	\$15,770	\$676,230	Valve procurement
Valves and actuators have been ordered. Delivery is estimated in July 2023. An installation contract is being prepared and will be advertised for contractors nearer valve delivery date.					
5253	82nd Dr. Waterline - Phase 1 (Carryover)	\$97,000	\$46,974	\$50,026	Complete.
5287	90th St PS Electrical		\$55,825	(\$55,825)	Complete.
5291	I-205 Crossing		\$752	(\$752)	
5292	Johnson Creek Blvd. Improv.		\$1,140	(\$1,140)	
5243	CRC Mobility Improvements		\$3,285	(\$3,285)	
Totals		\$6,288,000	\$1,144,124	\$5,143,876	

Notes: 1) Includes all costs through all project phases (planning, design, construction) spanning multiple fiscal periods as applicable. 2) December data does not include overhead



Regulatory

All 73 samples collected and analyzed for the February monitoring period showed no presence of coliform/E. coli bacteria.

Non-Regulatory

General water quality parameters (pH, temperature, chlorine, TDS, hardness, alkalinity) were collected throughout the distribution system at 19 locations in the North and South systems.

Monthly watershed sampling was conducted at 4 long-term sampling locations for total organic carbon, nutrients (nitrate/nitrite, total phosphorus, orthophosphate, etc.), coliform density, pH, dissolved oxygen, TDS, and temperature. The intakes were sampled for VOCs (Volatile Organic Chemicals).

- As of March 7th, the Clackamas basin snowpack was 115% of median. Last year at the start of March the snowpack was 120% of median.
- February precipitation in the Clackamas basin was 70% of normal. Precipitation since the beginning of the water year (October 1 – February 28) has been 75% of normal.
- The April through September streamflow forecasts in the Clackamas River at Estacada is 113% of median.
- The three-month outlook (Mar-May) from the NOAA Climate Prediction Center calls for slightly elevated chances of below normal temperatures for northern Oregon, and normal precipitation for all of Oregon.

Clackamas

Snow Water Equivalent

Percent NRCS 1991-2020 Median

March 7, 2023, end of day

Current Water Year

