



Clackamas River Water

Monthly Update

May 2023



- Monthly Update 3
 - Purchase Order Report.....3
 - Contracts Log..... 4
 - Summary of Legal..... 4
 - Public Records Request Received 4
 - Financial Reports 5
 - Statistics 6
 - Activity Reports 7
- System Operations 8
 - Operation Statistics..... 8
 - Project Updates..... 9-10
- Water Resources & Water Quality 11
 - Water Distribution Charts 11
 - Sampling Reports 12
 - Regulatory 12
 - Non-Regulatory 12
 - Winter Conditions Report 13

Purchase Order Report- April 2023

Purchase Order Report - April 2023

Vendor: 00165 - UNIVAR SOLUTIONS		
<u>PO #</u>	<u>Description</u>	<u>Total Amount</u>
23-0115	PROFICIENCY TESTING AND QC MATERIALS	2,916.55
Vendor: 03388 - RDO-VERMEER LLC		
<u>PO #</u>	<u>Description</u>	<u>Total Amount</u>
23-0117	BLANKET PO FOR RDO EQUIPMENT	1,500.00
Vendor: 03699 - ROSE CITY AWNING AND FLAG LC		
<u>PO #</u>	<u>Description</u>	<u>Total Amount</u>
23-0113	ADMN. BLDG. AWNING REMOVALS AND REPLACEMENTS	10,000.00
Vendor: 03775 - FIELD INSTRUMENTS & CONTROLS		
<u>PO #</u>	<u>Description</u>	<u>Total Amount</u>
23-0114	LEVEL SENSOR FOR CLEARWELL	2,283.77
<u>PO #</u>	<u>Description</u>	<u>Total Amount</u>
23-0119	REAGENT SETS FOR CHLORINE ANALYZERS	5,379.00
Vendor: 04170 - BOEDE CONSTRUCTION		
<u>PO #</u>	<u>Description</u>	<u>Total Amount</u>
23-0120	INSTALLATION OF TWO NEW BRAWN TANK MIXERS	2,500.00
Vendor: 04367 - OREGON CITY GARAGE DOOR LLC		
<u>PO #</u>	<u>Description</u>	<u>Total Amount</u>
23-0110	REPAIR OR REPLACE CURTAIN FOR GARAGE	10,000.00
Vendor: 04488 - RA SERVICES LLC		
<u>PO #</u>	<u>Description</u>	<u>Total Amount</u>
23-0116	FY 23 Blanket P.O. for RA Services LLC	10,000.00
Vendor: 04489 - EJ USA INC.		
<u>PO #</u>	<u>Description</u>	<u>Total Amount</u>
23-0118	BLANKET PO FOR VAULT HATCH	10,000.00

Contract Log

(Executed since last board meeting April 13, 2023)

Company	Product / Service	Rates	Eff. Date	Exp. Date	New/Amended/ Extended
Canby Excavating	On-call Construction services	NTE \$100,000	5/1/23	4/30/25	Extended. NTE approved by the Board at the April Board Meeting
Emery & Sons Construction Group	On-call Construction services	NTE \$100,000	5/1/23	4/30/25	Extended. NTE approved by the Board at the April Board Meeting
Executive Security Services, Inc.	Routine & Park patrol services	NTE \$75,000	5/1/23	4/30/25	New contract.
GT Excavating, Inc	On-call Construction services	NTE \$100,000	5/1/23	4/30/25	Extended. NTE approved by the Board at the April Board Meeting
Trenchline Excavation, Inc	On-call Construction services	NTE \$100,000	5/1/23	4/30/25	Extended. NTE approved by the Board at the April Board Meeting
VacX, A Division of G.A.W Inc	Paving Services	NTE \$50,000	4/11/23	6/30/23	New in participation with the City of Salem

Summary of Legal

April 2023

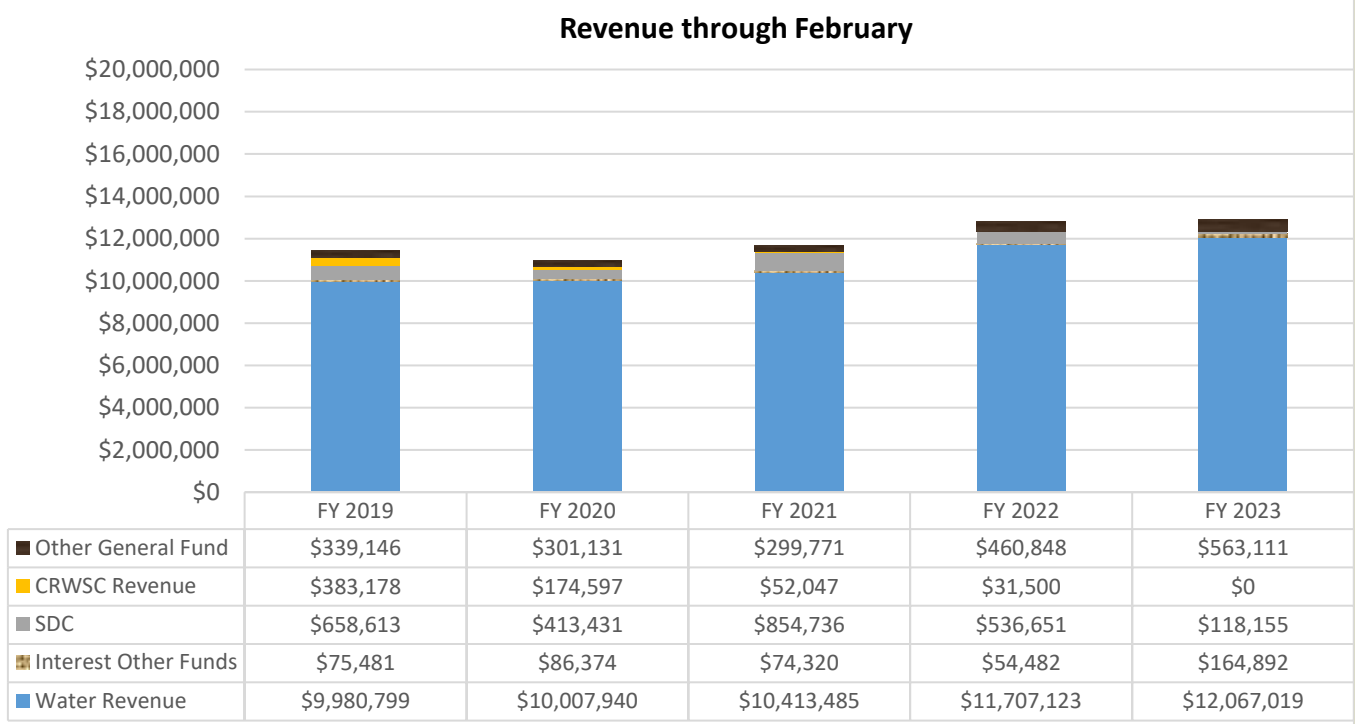
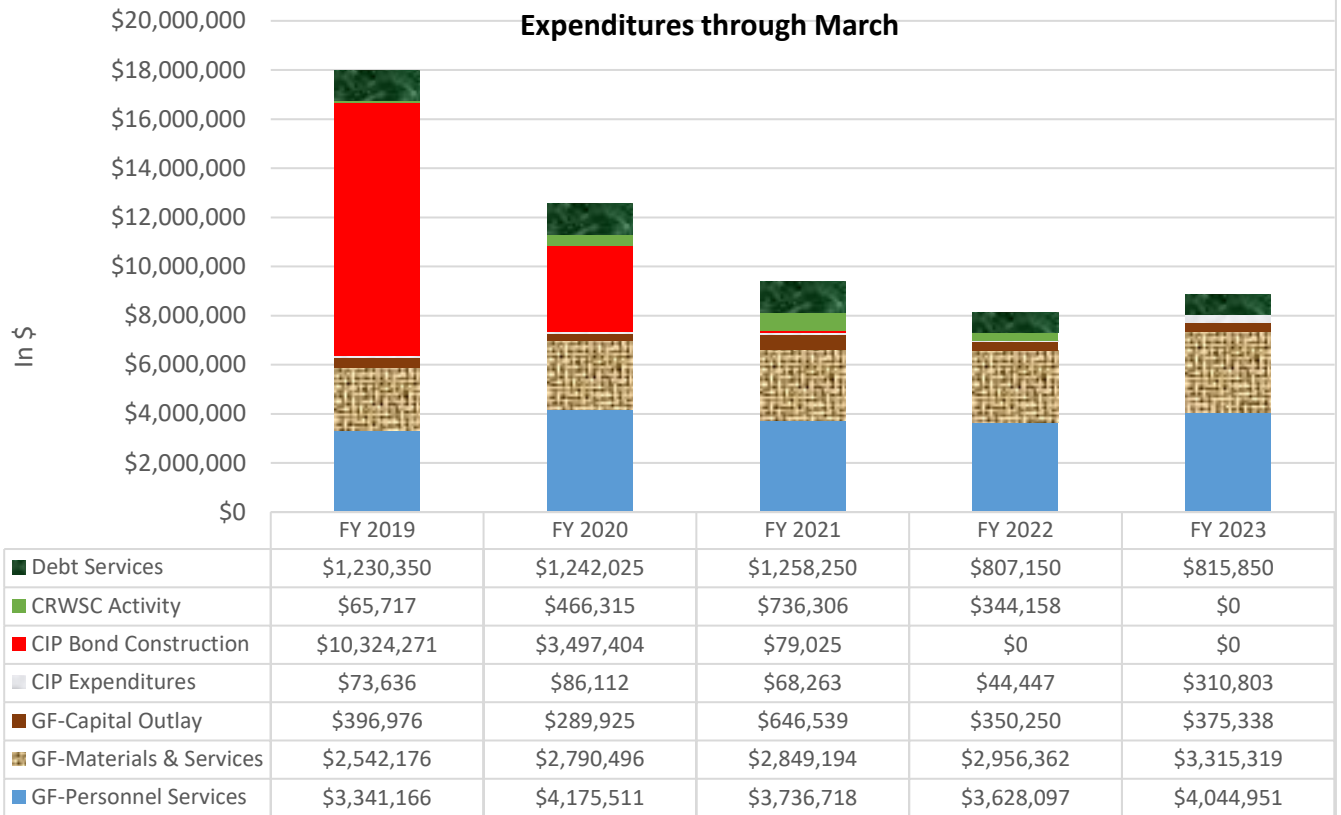
Harrang Long Gary Rudnick monthly retainer	\$ 4,600.00
Harrang Long Gary Rudnick work outside of retainer/Client Cost	\$
Sub-contracted legal services	\$ _____
Total Legal	\$ 4,600.00

Public Records Request Received

Number of Records Requests Received in April 2023

0

Financial Activity

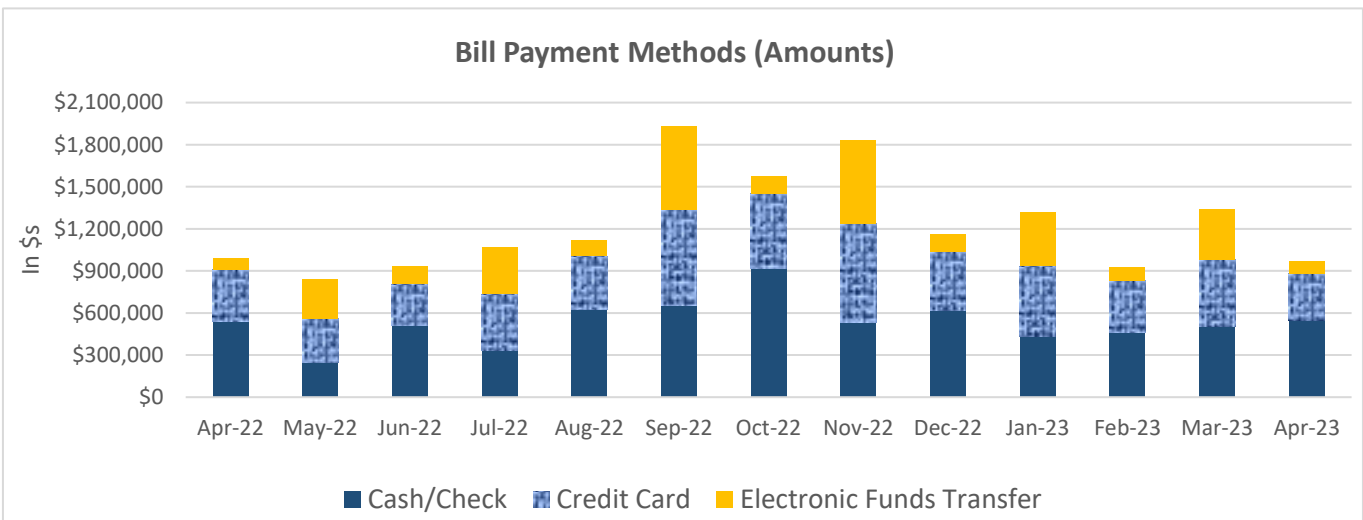
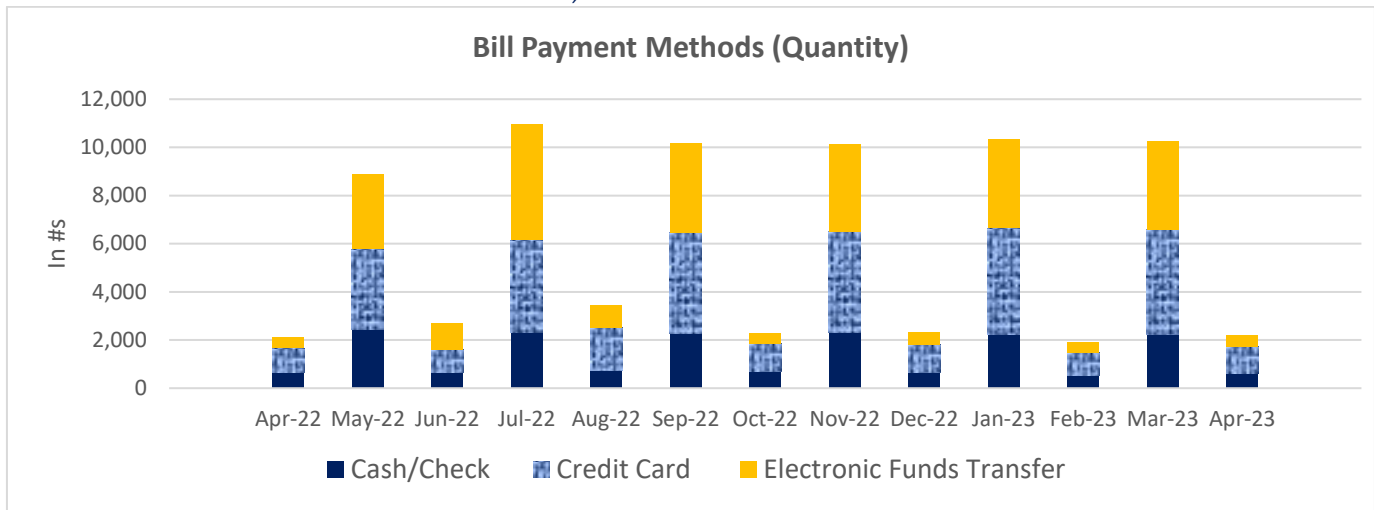


1) SDC revenue is lower than the prior years due to fewer construction projects in the district. 2) Other General Fund revenue is higher primarily due to increasing interest rates. 3) There are no costs for CIP Bond or CRWSC as those funds have been closed out but will be reported in the 5-year graph. ...

Statistics

(as of the end of April 2023)

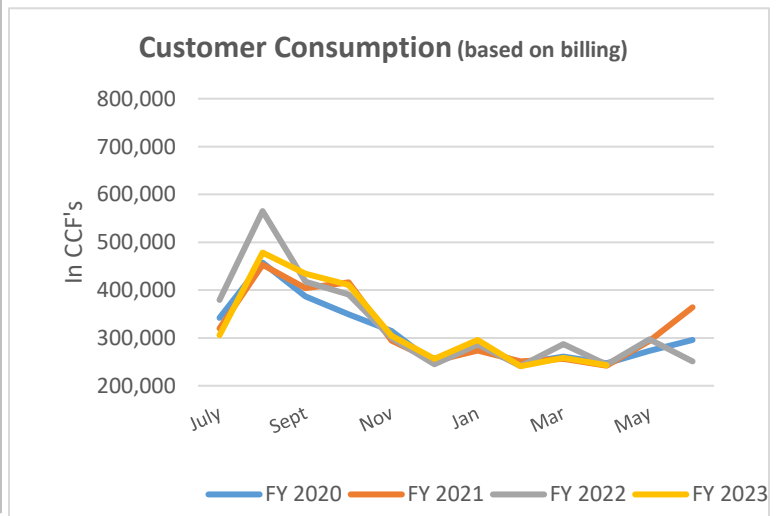
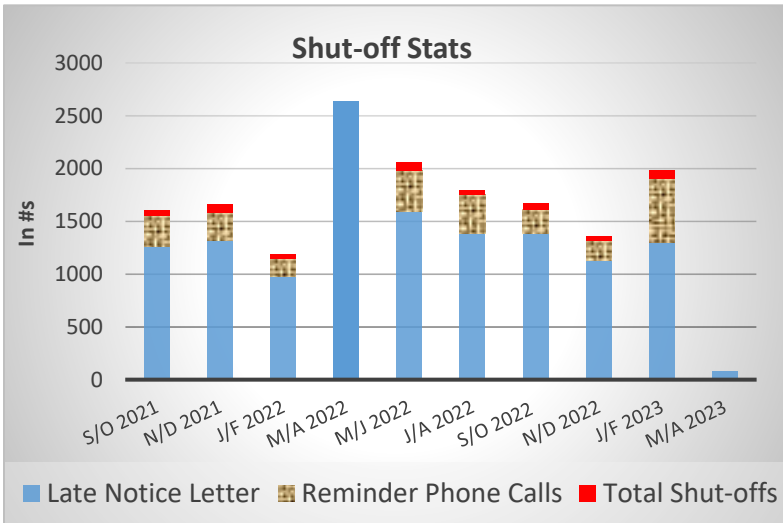
Residential Customers are billed on even months, Commercial Customers are billed on odd months.



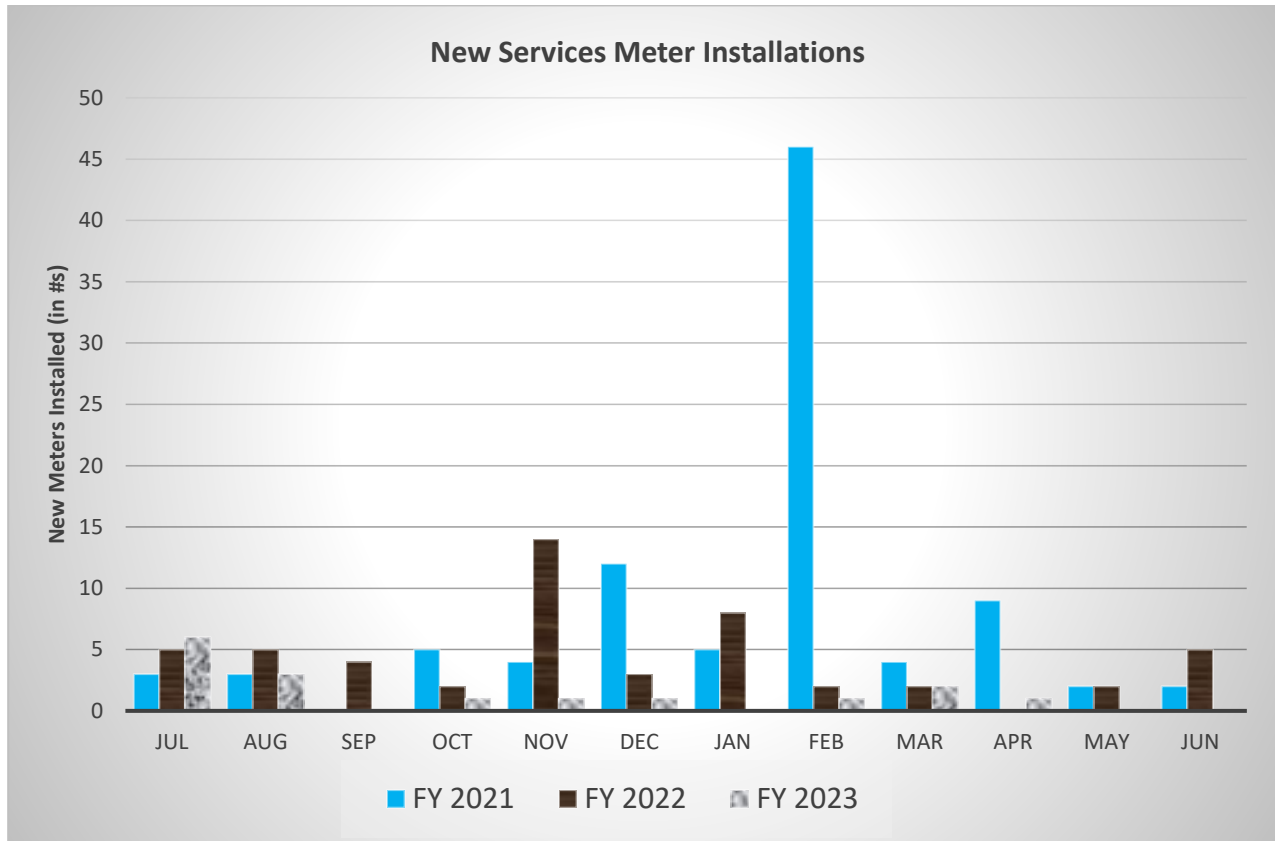
Cash/Check – Received via Lockbox, Counter

Credit Card – Received via CRW Initiated Automatic Payment, Walk-ins/Phone Calls, and Website

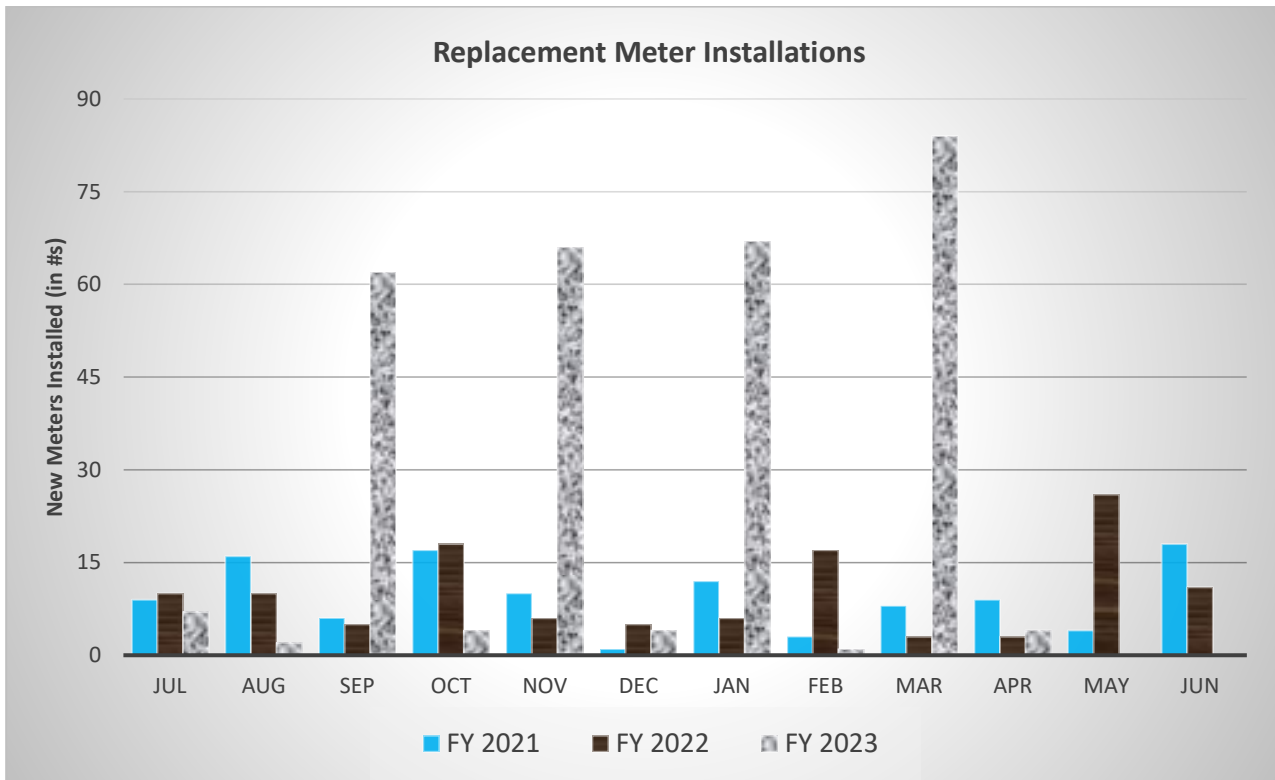
Electronic Funds Transfer – Received via Bank-to-Bank Transfer, Automatic Checking Withdrawal (RapidPay)



*Reminder Phone Calls are made during the even months. Shut offs occur the following month. **Jan/Feb late notice number is an estimate *No late notices Sept-Dec. '20; reinstated February and sent in May 2021



No new services for Sept. FY21, April F22, Sept. FY 22, Sept. FY 23, Jan FY23



Annual 2023 Goal for Meter Replacement is 350- Year to date is 156

Operation Statistics

	Leak Repairs Made (all pipe sizes)	Leak Detection Completed (miles)	Hydrant Maintenance	Locate Requests	Valve Maintenance & Mapping	After-hours Callouts	Meter Maintenance Tasks	Cross Connection Inspections
Jan. 2023	0	0.0	6	374	95	3	47	0
Feb. 2023	0	0.0	140	366	162	0	58	2
Mar. 2023	4	0.0	4	496	80	4	0	0
April 2022	1	23.7	169	378	219	7	0	0
May 2023								
June 2023								
July 2023								
Aug. 2023								
Sep. 2023								
Oct. 2023								
Nov. 2023								
Dec. 2023								
Total to Date	5	23.7	319	1614	556	14	105	2
2023 Annual Goal	N/A	120.0	1,110	N/A	500	N/A	N/A	96

Note - Annual maintenance goals are established based on several criteria including; AWWA Best Management Practices, identified system priority maintenance and repair focus needs, and internal/external project forecasts.

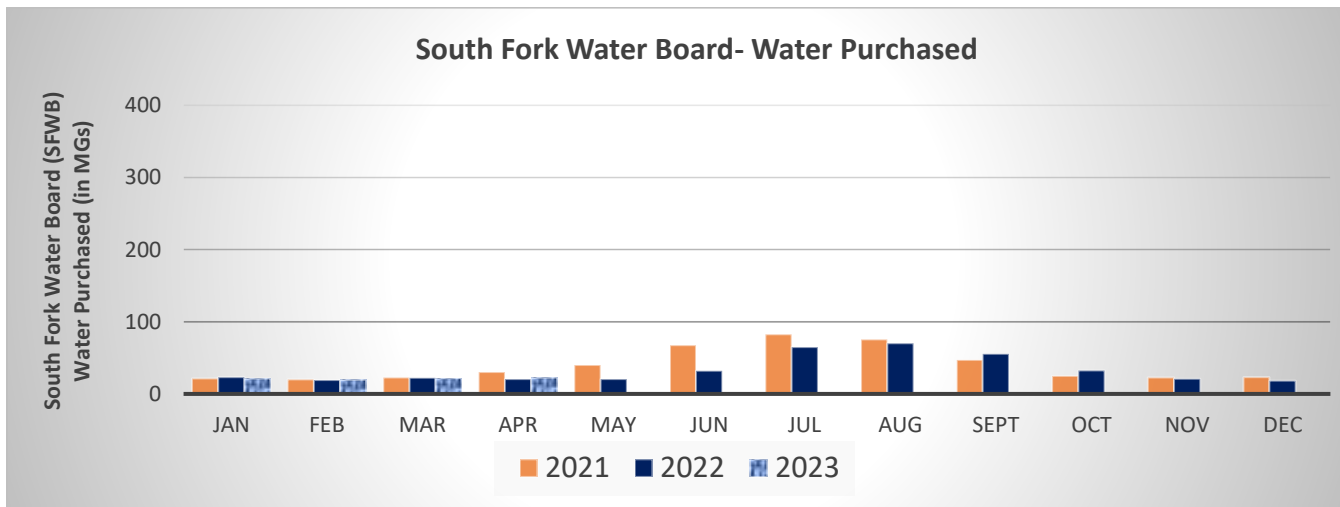
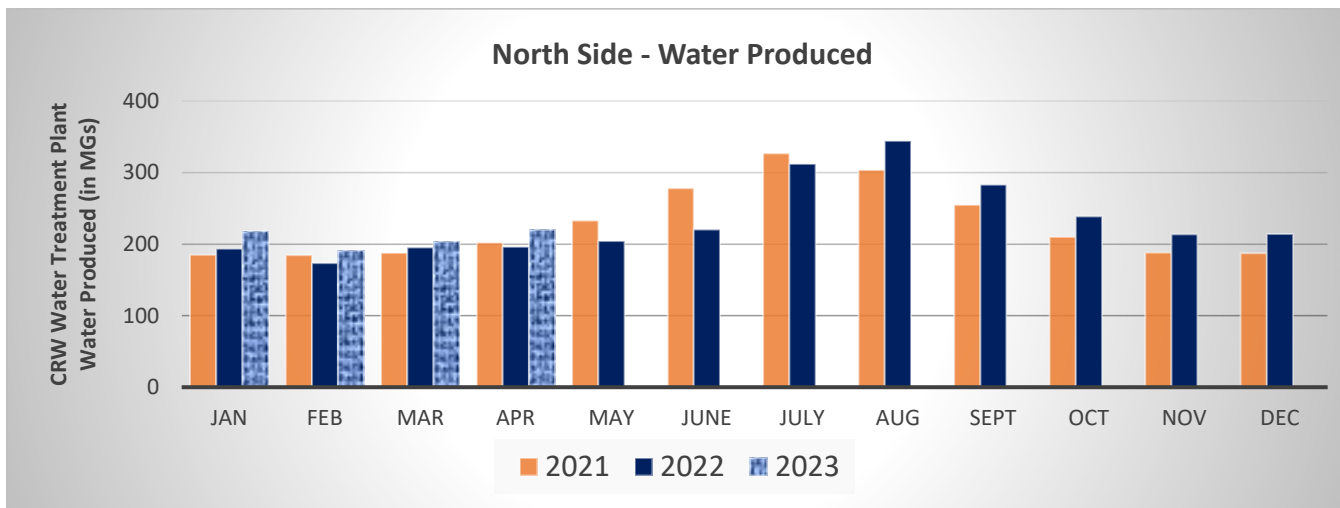
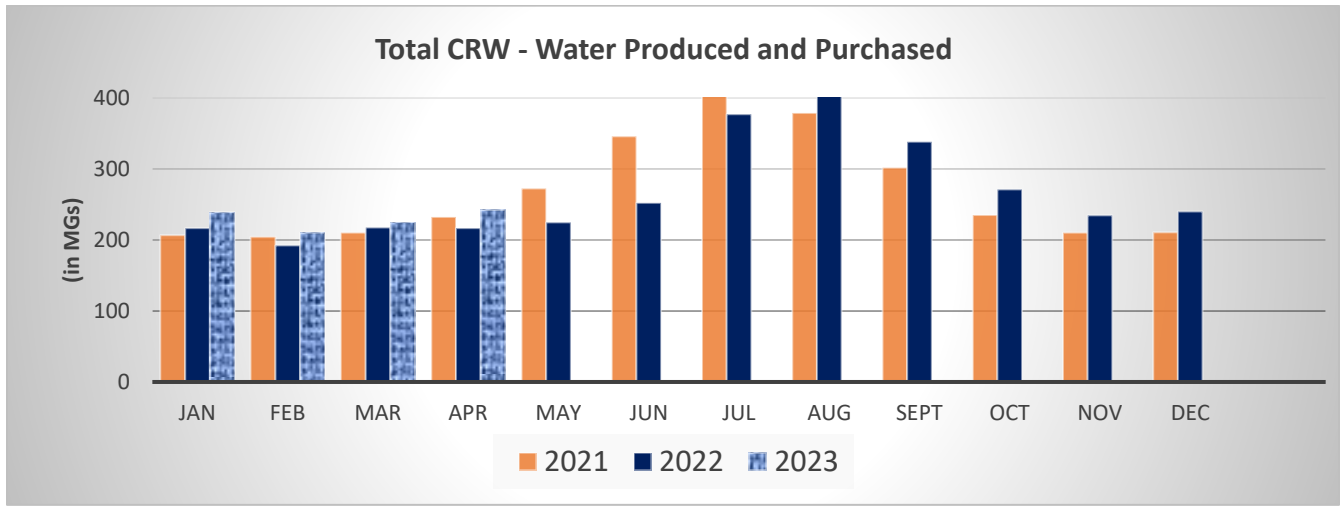
Private Development Projects

Private Project Tracking – April 2023

Project No.	Name	Description	Phase	Status
20-5262 Private	Bonaventure Senior Living	6" fire service and 3" meter	Const.	Pending Construction start.
21-5283 Private	NCSD Facility	1 - 6" Fire Service 3 - domestic meters	Const.	Punch list Underway.
21-5285 Private	130 th Industrial Park	3-fire services 3-commercial services	Const.	Construction Underway.
18-5288 Private	Copper Heights	Residential 30 lot subdivision	Const.	Water system nearly complete.
21-5289 Private	224 Logistics Center	Unified Grocer site; 4 fire & 4 Domestic Services	Const.	Pending Construction start.
22-5293 Private	Crosswhite Industrial	New 6" fire service	Const.	Construction Underway.
22-5294 Private	Clackamas CLT	8" main extension for 10 lot subdivision	Const.	Pending Construction Start
22-5295 Private	Jannsen Multi-Family	New fire and domestic service for 8-plex development.	Design	Design Review in Progress
22-5298 Private	Serres Farms Subdivision	7-lots of subdivision	Design	Design Review Underway.
23-5299 Private	Prologis Park Clackamas	4-Warehouses with Fire and domestic service	Design	Design Review Underway.

Capital Project Tracking – April 2023

Project No.	Name	Budget BN 2021-23	Total to Date*	Remaining Budget	Status
5274	ODOT/City/Clackamas County DTD	\$250,000	\$15,952	\$234,048	
Utility coordination and adjustments at: Johnson Cr. Blvd at 79th Place Signals; WES force mains, ODOT 82nd Ave. improvements.					
5275	Athens Drive Waterline	\$641,000	\$516,373	\$124,627	Complete
5276	Fawn Ct. Waterline	\$277,000	\$0	\$277,000	No Activity.
Fawn Ct is a waterline replacement in a short cul-de-sac. The project has been abandoned for this biennium.					
5277	Leland Road Master Meter	\$493,000	\$1,850	\$491,150	No Activity
Discussing Oregon City logistics and impact of meter transfers. The project has been abandoned for this biennium.					
5273	Redland Rd. Waterline Phase 1	\$1,080,000	\$222,496	\$857,504	Construction
County to bid for the project in May 2023. CRW has pre-purchased pipe and valves to mitigate material lead time delays. County and CRW have prepared an IGA for construction of the waterline by County Contract.					
5270	Linwood Road Improvements	\$328,000	\$207,031	\$120,969	Construction
Construction has begun. CRW is coordinating service replacement work with the County and Contractor.					
5278	Monroe Street Improvements	\$940,000	\$23,809	\$916,191	Design in progress
County road improvement schedule has construction in 2024. Staff is collecting data and preparing design for construction in 2023 prior to County project.					
5279	Maplelane Road Waterline	\$846,000	\$65,950	\$780,050	Construction
After much delay for material delivery, the Contractor is scheduled to begin work in early April with completion in late June.					
5280	Pump Station Chlorine	\$168,000	\$15,185	\$152,815	Design in progress
Designing spaces to house the new and upgraded chlorination equipment.					
5281	WTP Polymer Feed System	\$476,000	\$6,871	\$469,129	Design phase
Designing space and layout of proposed feed system on first floor of WTP.					
5282	WTP Filter Valve Replacement	\$692,000	\$17,256	\$674,744	Valve procurement
Valves and actuators have been ordered with delivery in October 2023. An installation contract is being prepared.					
5253	82nd Dr. - Phase 1 (Carryover)	\$97,000	\$46,974	\$50,026	Complete.
5287	90th St PS Electrical		\$55,825	(\$55,825)	Complete.
5291	I-205 Crossing		\$752	(\$752)	On hold
5292	Johnson Creek Blvd. Improv.		\$1,140	(\$1,140)	Utility coordination
5243	CRC Mobility Improvements		\$3,285	(\$3,285)	Complete
5296	Holly Lane Pipe Repair		\$43,270	(\$43,270)	Complete
5306	Redland Rd WL – Phase 2		\$2,022	(\$2,022)	
***Total expenditure for April 2023 does include labor overhead					



Regulatory

All 73 samples collected and analyzed for the April monitoring period showed no presence of coliform/*E. coli* bacteria.

Quarterly Disinfection By-Product sampling was conducted at 4 locations in the North Service Area and 4 locations in the South Service Area distribution systems.

Non-Regulatory

General water quality parameters (pH, temperature, chlorine, TDS, hardness, alkalinity) were collected for the distribution system at 16 locations in the North and South systems.

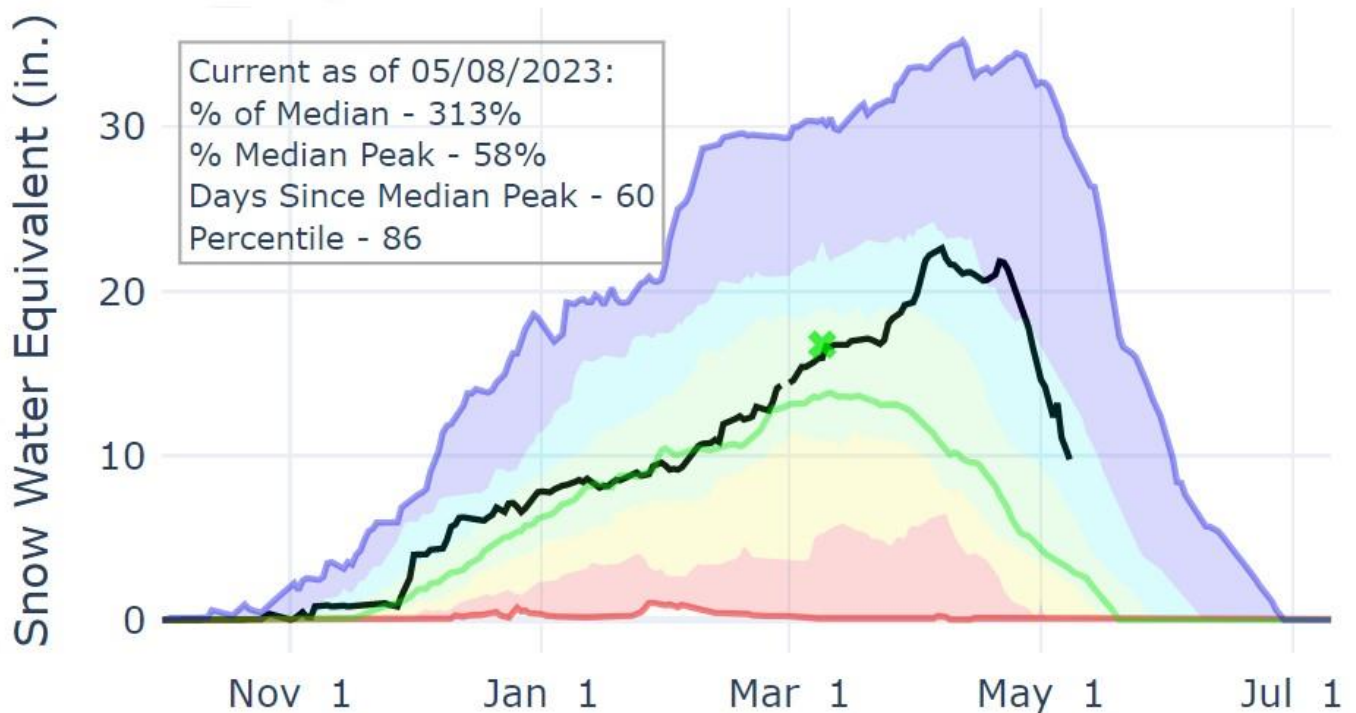
Monthly watershed sampling was conducted at 4 long-term sampling locations for total organic carbon, nutrients (nitrate/nitrite, total phosphorus, orthophosphate, etc), coliform density, pH, dissolved oxygen, TDS, temperature, and volatile organic carbon compounds (VOCs, 21 regulated for drinking water, 36 unregulated).

Quarterly sampling was conducted in raw water at the treatment plant intakes for inorganic compounds, including metals, synthetic inorganic chemicals (SIOCs, 29 regulated for drinking water, 5 unregulated), and synthetic organic chemicals (SOCs, 29 regulated, 14 unregulated).

Winter Conditions Reports

- As of May 7th, the **Clackamas basin snowpack was 313% of median**. Last year at the start of May the snowpack was 212% of median.
- April **precipitation in the Clackamas basin was 124% of normal**. Precipitation since the beginning of the water year (October 1 – May 8) has been 87% of normal.
- The April through September **streamflow forecasts in the Clackamas River at Estacada is 115% of median**.
- **The three month outlook (May-Jul)** from the NOAA Climate Prediction Center calls for a slightly elevated chance of **above normal temperatures**, and slightly elevated chance of **below-normal precipitation** for most of Oregon.

SNOW WATER EQUIVALENT IN CLACKAMAS



Statistical shading breaks at 10th, 30th, 50th, 70th, and 90th Percentiles

Statistical shading breaks at 10th, 30th, 50th, 70th & 90th Percentiles