



Clackamas River Water

Monthly Update

April 2024



- Monthly Update 3
 - Purchase Order Report.....3
 - Contracts Log..... 4
 - Summary of Legal..... 4
 - Public Records Request Received 4
 - Financial Reports..... 5
 - Statistics 6
 - Activity Reports 7
- System Operations 8
 - Operation Statistics..... 8
 - Project Updates..... 9-10
- Water Resources & Water Quality 11
 - Water Distribution Charts 11
 - Sampling Reports 12
 - Regulatory 12
 - Non-Regulatory 12
 - Winter Conditions Report 13

Purchase Order Report March 2024

Vendor: 00391 - NORTHWEST PUMP & EQUIP CO

<u>PO #</u>	<u>Description</u>	<u>Total Amount</u>
24-0121	FY24 COMPRESSOR REPAIR AND SERVICE.	20,000.00

Vendor: 01833 - MIKE PATTERSON PLUMBING

<u>PO #</u>	<u>Description</u>	<u>Total Amount</u>
24-0120	FY24 BLANKET PO - CRW FACILITY PLUMBING SERVICE	25,000.00

Vendor: 03701 - SHRED NORTHWEST LLC

<u>PO #</u>	<u>Description</u>	<u>Total Amount</u>
23-0149	QUARTERLY SHREDDING SERVICES	1,364.00

Vendor: 04180 - MADRONE TECHNOLOGY GROUP INC.

<u>PO #</u>	<u>Description</u>	<u>Total Amount</u>
24-0127	SCADA RACK AND UPS BACKUP	5,498.98

Vendor: 04225 - BAY VALVE LLC

<u>PO #</u>	<u>Description</u>	<u>Total Amount</u>
24-0128	Low Lift Limit Tourque #2	8,125.20

Vendor: 04553 - ANTEC CORPORATION

<u>PO #</u>	<u>Description</u>	<u>Total Amount</u>
24-0086	FIELD SUPPORT SERVICES - SEAL REPLACEMENT	1,050.00

Vendor: 04577 - MATRIX VIDEO PRODUCTION INC

<u>PO #</u>	<u>Description</u>	<u>Total Amount</u>
24-0125	MATRIX VIDEO PRODUCTION INC. - CFD TRAINING VIDE	1,875.00

Vendor: 04598 - CHEMTRAC LLC

<u>PO #</u>	<u>Description</u>	<u>Total Amount</u>
24-0130	HYDROACT 2 WITH DURATRAC 4 SCM	13,315.00

Contract Log

(Executed since last board meeting March 14, 2024)

Company	Product / Service	Rates	Eff. Date	Exp. Date	New/Amended/ Extended
Asterra	Satellite Leak detection	NTE \$37,950	3/11/24	3/11/25	New. Budgeted in the 23-25BN
Carlson Testing, Inc.	Testing & inspection for the WTP Concrete and Seismic project	NTE \$10,500	3/4/24	6/30/24	New
Ecamsecure	Security system equipment & labor	NTE \$209,016	9/14/23	5/15/24	Original contract approved by the Board amended for additional work
FCS Group	Rate analysis assistance	NTE \$75,000	5/1/22	4/30/25	Extended
First Response	Fire alarm monitoring	NTE \$15,000	7/1/22	6/30/25	Extended and modified scope
Madrone Technology Group	IT Support, Equipment, license, subscriptions	NTE \$209,000	7/1/21	6/30/24	Amended
Wolfe Consulting LLC	Finance & Accounting Support	NTE \$60,000	3/11/24	12/31/24	New

Summary of Legal

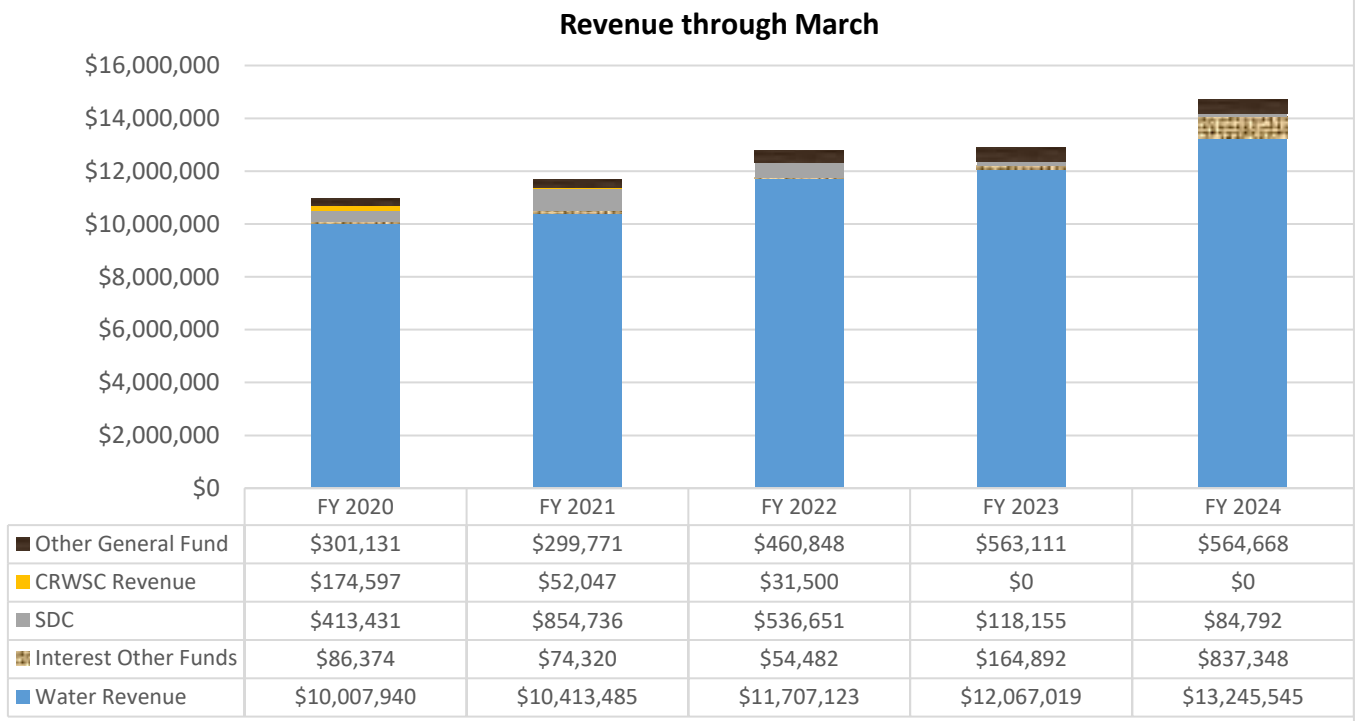
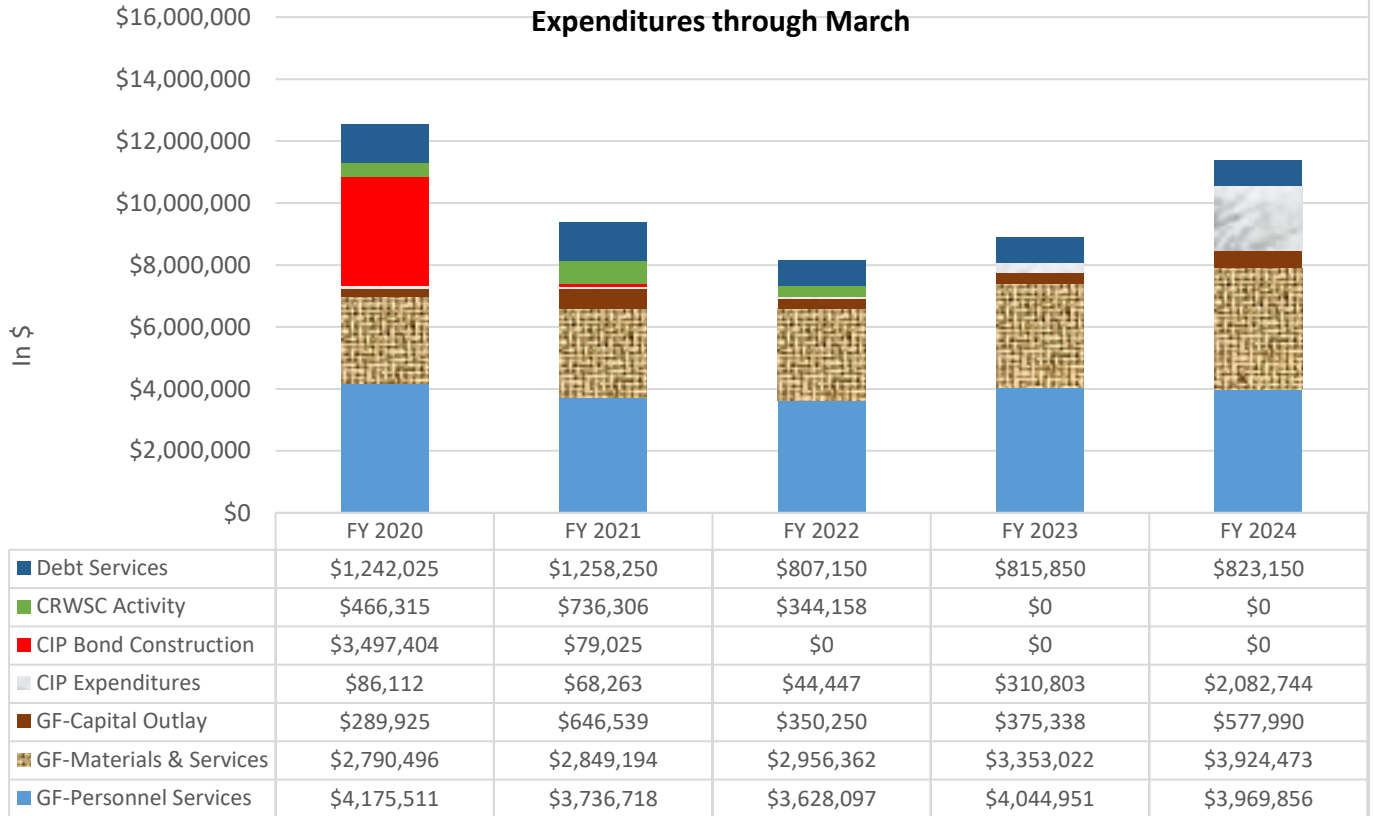
March 2024

Harrang Long Gary Rudnick monthly retainer	\$ 4,600.00
Harrang Long Gary Rudnick work outside of retainer/Client Cost	\$ 939.36
Sub-contracted legal services	\$ _____
Total Legal	\$ 5,539.36

Public Records Request Received

Number of Records Requests Received in March 2024 **0**

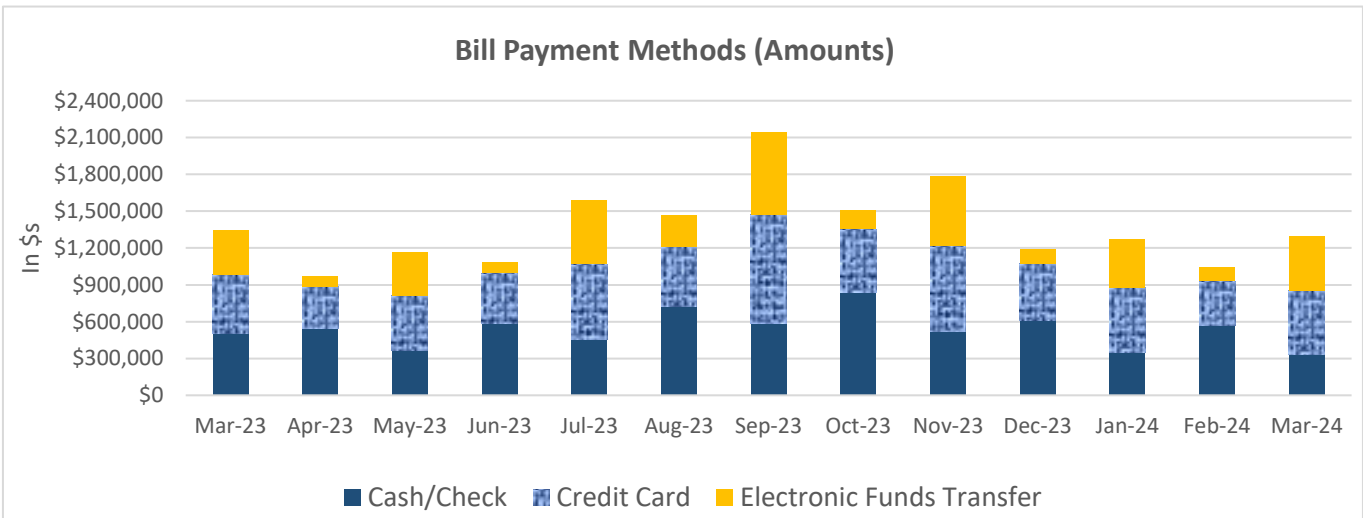
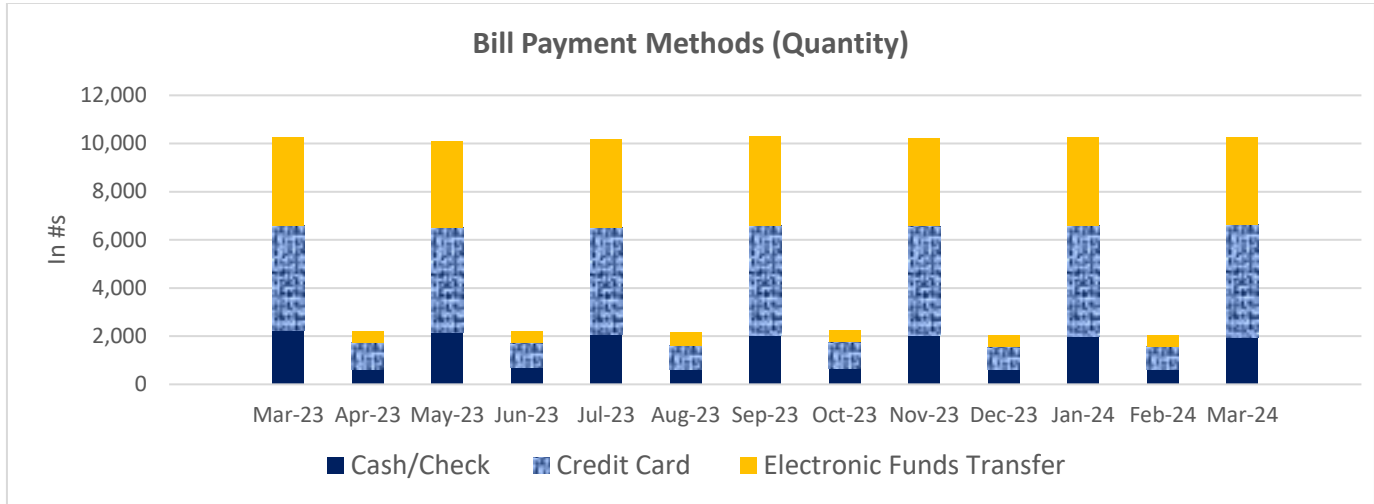
Financial Activity



1) SDC revenue is lower than in the prior years due to fewer construction projects in the district. 2) Interest Other Fund revenue is higher primarily due to increasing interest rates and a higher account balance. 3) CIP expenditure is high due to increased activity in the Valve Replacement project and Maple Lane Rd Waterline project. 4) There are no costs for CIP Bond or CRWSC as those funds have been closed out but will be reported in the 5-year graph. 4) GF-Capital Outlay is higher than prior years due to purchased equipment but is in line with budget.

(as of the end of March 2024)

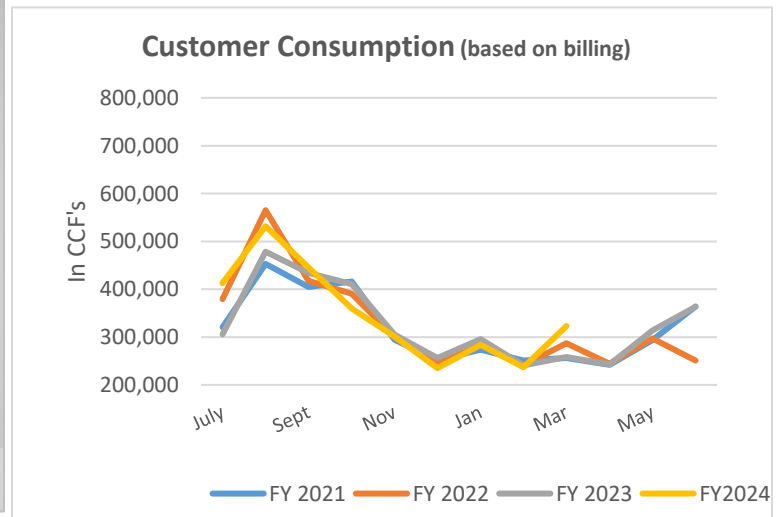
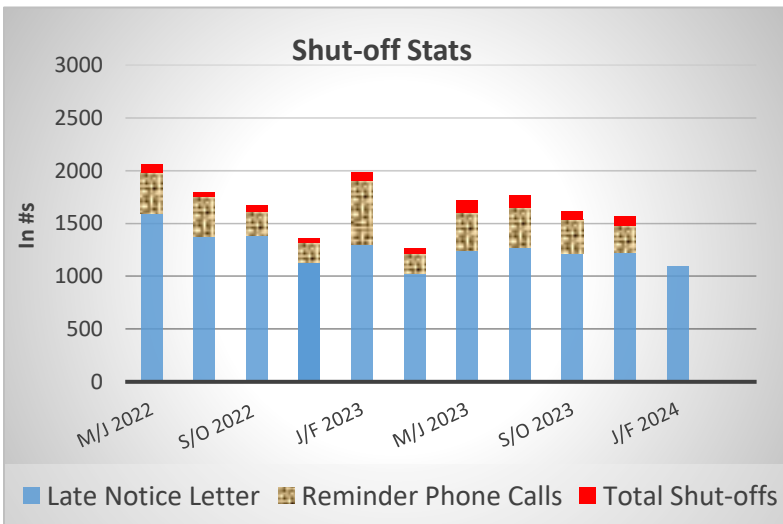
Residential Customers are billed on even months, Commercial Customers are billed on odd months.



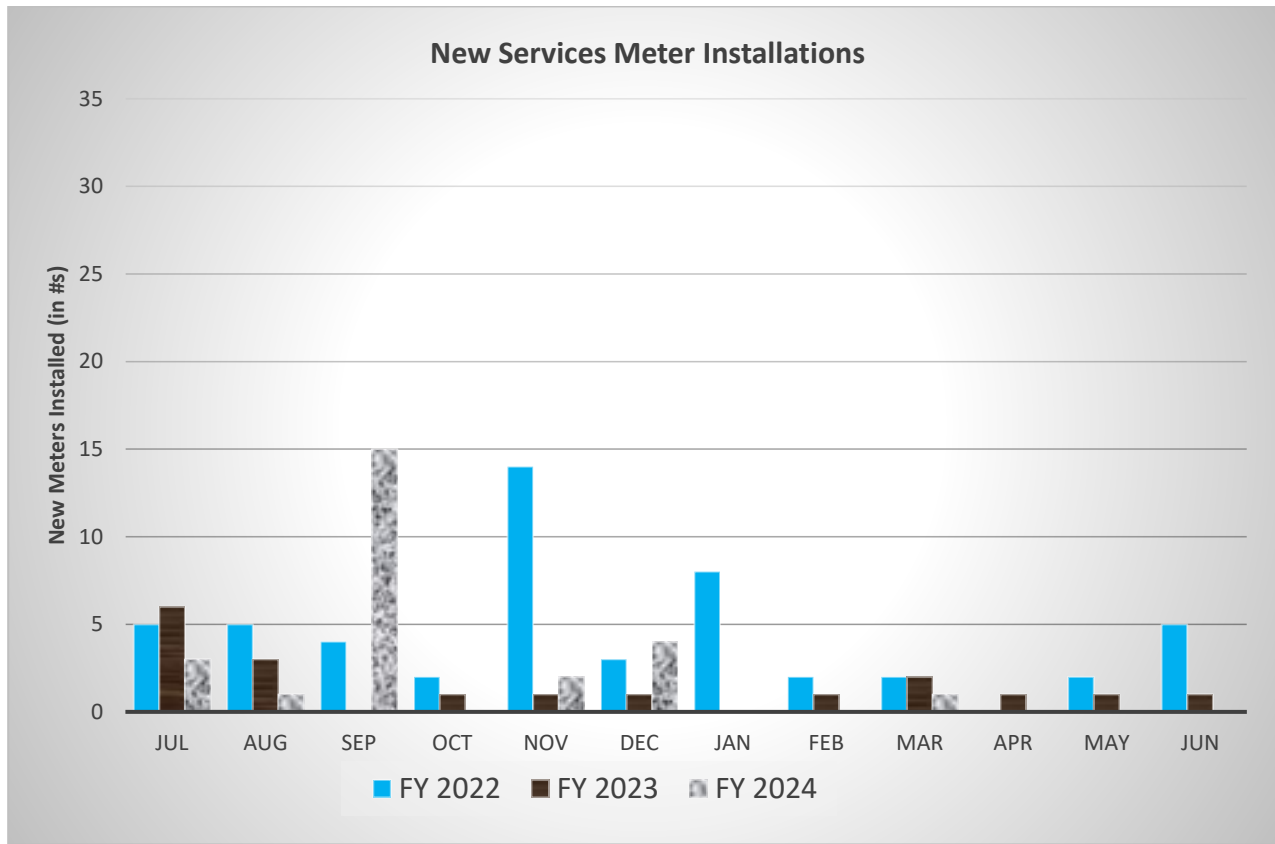
Cash/Check – Received via Lockbox, Counter

Credit Card – Received via CRW Initiated Automatic Payment, Walk-ins/Phone Calls, and Website

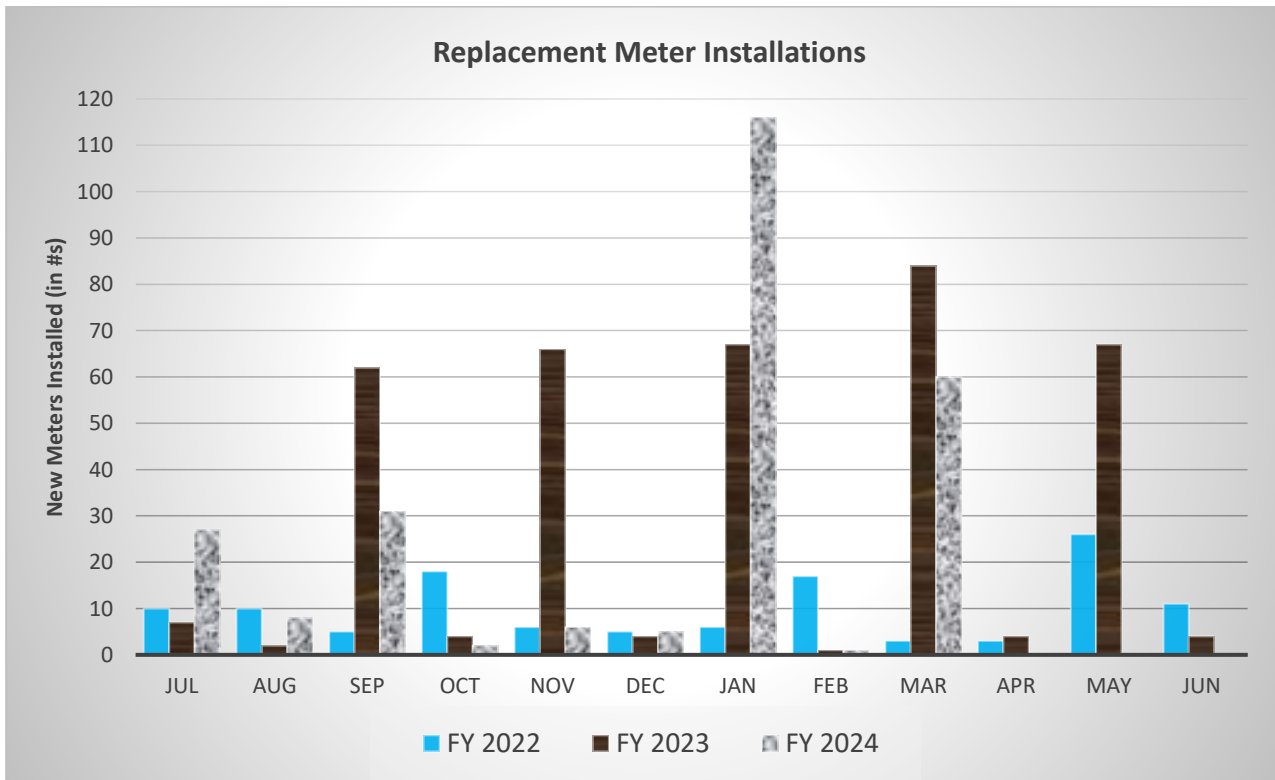
Electronic Funds Transfer – Received via Bank-to-Bank Transfer, Automatic Checking Withdrawal (RapidPay)



*Reminder Phone Calls are made during the even months. Shut offs occur the following month. **Jan/Feb late notice number is an estimate *No late notices Sept-Dec. '20; reinstated February and sent in May 2021



No new services for Sept. FY21, April F22, Sept. FY 22, Sept. FY 23, Jan FY23, Oct. FY24, Jan FY24, Feb FY24



Annual 2024 Goal for Meter Replacement is 350- Year to date is 177.

Operation Statistics

	Leak Repairs Made (all pipe sizes)	Leak Detection Completed (miles)	Hydrant Maintenance	Locate Requests	Valve Maintenance & Mapping	After-hours Callouts	Meter Maintenance Tasks	Cross Connection Inspections
Jan. 2024	3	0	38	311	4	28	60	5
Feb. 2024	0	0	109	340	116	3	0	13
Mar. 2024	1	0	4	397	7	3	86	16
April 2024								
May 2024								
June 2024								
July 2024								
Aug. 2024								
Sep. 2024								
Oct. 2024								
Nov. 2024								
Dec. 2024								
Total to Date	3	0	151	1048	127	34	146	34
2024 Annual Goal	N/A	N/A	905	N/A	600	N/A	N/A	96

Note - Annual maintenance goals are established based on several criteria including; AWWA Best Management Practices, identified system priority maintenance and repair focus needs, and internal/external project forecasts.

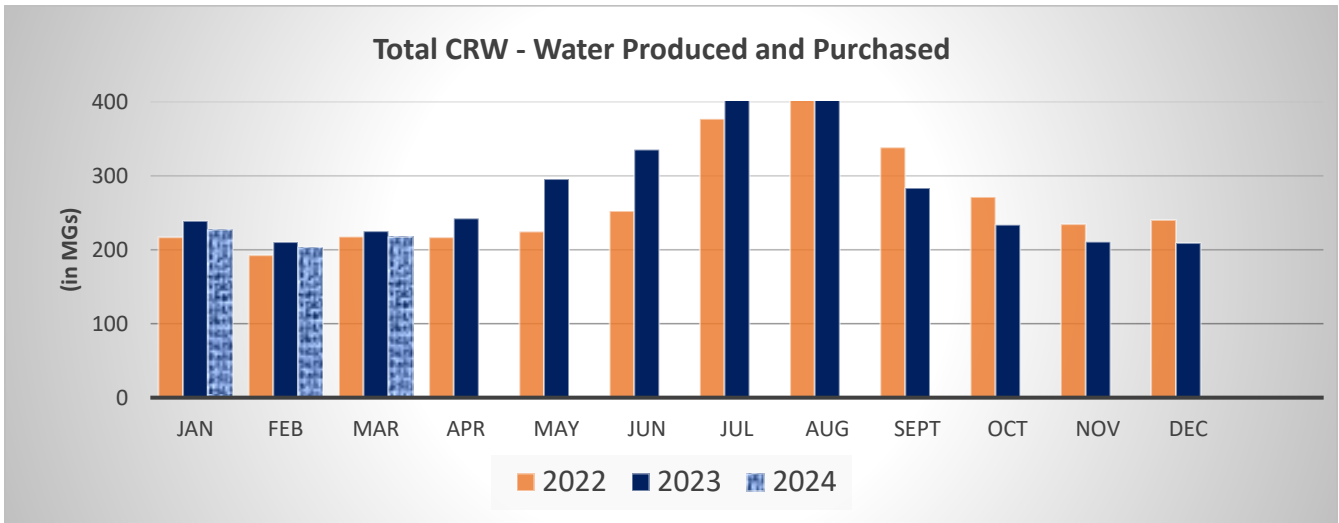
Private Development Projects

Private Project Tracking – March 2024

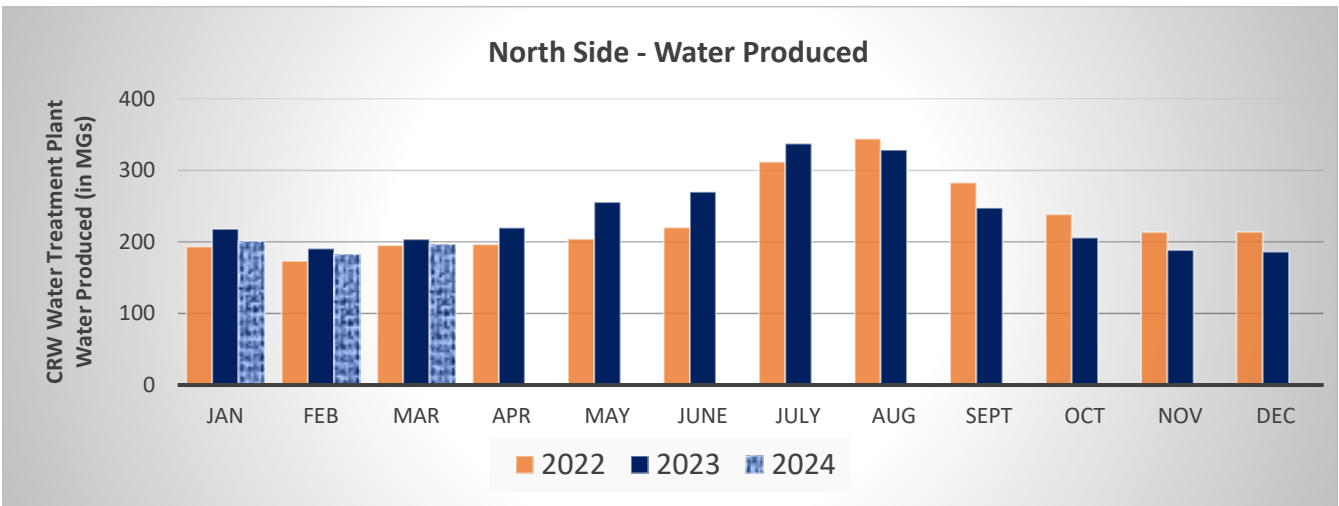
Project No.	Name	Description	Phase	Status
20-5262 Private	Bonaventure Senior Living	6" fire service and 3" meter	Const.	Site construction ongoing.
21-5285 Private	130 th Industrial Park	3-fire services 3-commercial services	Const.	Complete.
21-5289 Private	224 Logistics Center	Unified Grocer site; 4 fire & 4 Domestic Services	Const.	Construction underway.
22-5295 Private	Jannsen Multi-Family	New fire and domestic service for 8-plex development.	Const.	Awaiting Construction start.
22-5298 Private	Serres Farms Subdivision	7-lot of subdivision	Design	Design Review Underway.
23-5299 Private	Prologis Park Clackamas	4-Warehouses with Fire and domestic service	Const.	WL design in public ROW is complete. Awaiting construction start.

Capital Project Status Report – March 2024

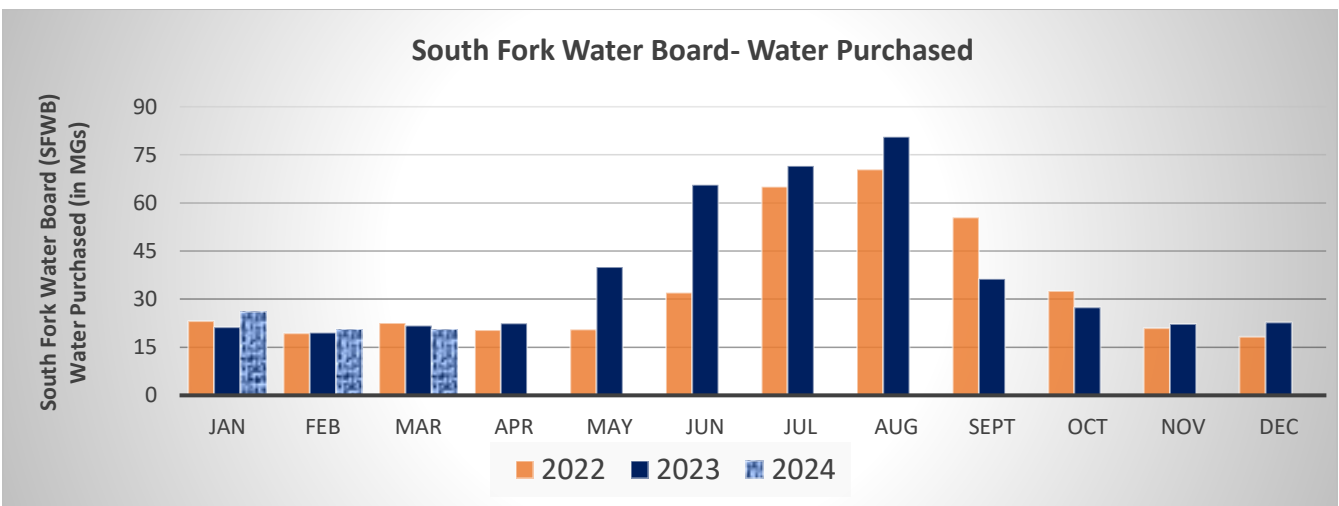
Project No.	Name	Project Budget	Spent to Date	Remaining Project Budget	Project Status
5301	Trans/CRW Impact Projects	\$250,000	\$6,743	\$243,257	
Utility coordination and adjustments at: Johnson Cr. Blvd at 79th Place Signals; ODOT 82nd Ave., Webster Rd.					
5303	82 nd Dr. Waterline Phase 2	\$1,041,000	\$49,442	\$991,558	In Design
Design consultant progressing.					
5291	I-205 Crossings:	\$1,119,000	\$24,363	\$1,094,637	In Design
Design consultant progressing.					
5306	Redland Rd. Waterline Phase 2	\$1,355,000	\$180,834	\$1,174,166	Construction
Construction ongoing and making good progress.					
5307	Redland Rd. PRV	\$1,003,000	\$6,178	\$996,822	In Design
Design underway. Survey in progress.					
5308	Low Lift PS Improvements	\$749,000	\$0	\$749,000	No Activity
No Activity.					
5309	WTP Structural Improvements	\$1,000,000	\$70,125	\$929,876	In Design
Prepared for some Construction during valve replacement plant shut down.					
5273	Redland Rd. Waterline Phase 1	\$666,000	\$37,453	\$628,547	Construction
Waterline in service Construction punch list underway.					
5270	Linwood Road Improvements	\$210,000	\$98,748	\$111,252	Construction
Construction is ongoing. CRW is coordinating service replacement work with the County and Contractor.					
5278	Monroe Street Improvements	\$850,000	\$40,494	\$809,506	In Design
Design at 90% complete. Preparing IGA with Clackamas Co. for construction tentative start summer of 2024.					
5280	Pump Station Chlorine	\$142,000	\$1,808	\$140,192	In Design
Design at 30% complete. Coordinating with road designer. Preparing IGA with County for construction delivery.					
5281	WTP Polymer Feed System	\$252,000	\$669	\$251,331	In Design
Designing space and layout of proposed feed system on first floor of WTP.					
5282	WTP Filter Valve Replacement	\$1,302,000	\$849,386	\$452,614	Construction
Plant shut down March 20-May 9 through May 9. Valve installation in progress.					
5305	Webster Improvement of Bilquist	\$0	\$10,420	(\$10,420)	In Design
Preparing plan for service adjustments prior to Clackamas Co. Road project.					
5292	Johnson Creek Blvd Improvements	\$0	\$57	(\$57)	
Coordinating utility conflicts with Clackamas County.					



*March 2024 Data includes water purchased from SFWB during WTP Shutdown (NCCWC usage will be reported in April)



*March 2024 Data includes water purchased from SFWB during WTP Shutdown (NCCWC usage will be reported in April)



Regulatory

All 73 samples collected and analyzed for the March monitoring period showed no presence of coliform/E. coli bacteria.

Non-Regulatory

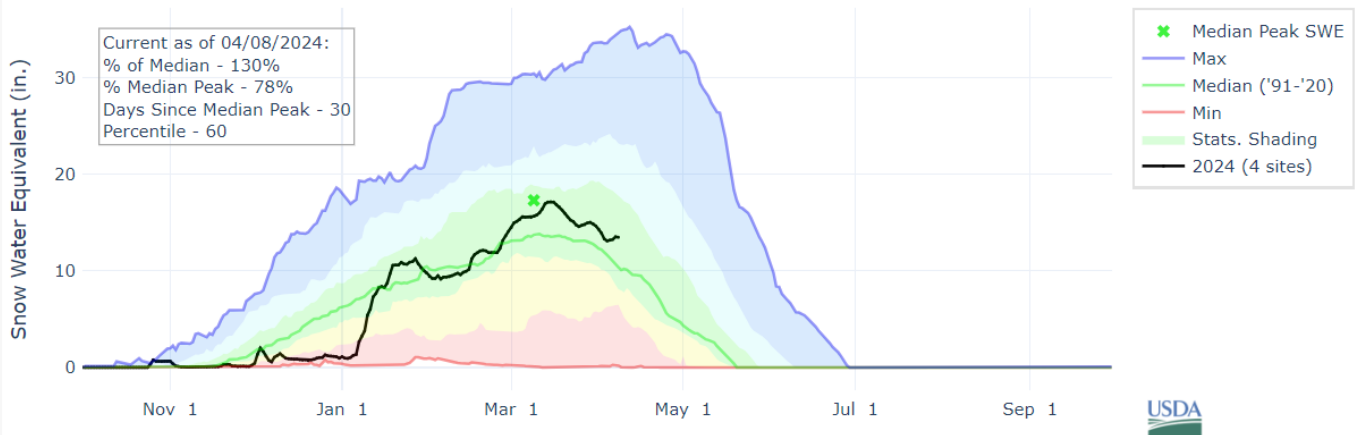
General water quality parameters (pH, temperature, chlorine, TDS, hardness, alkalinity) were collected throughout the distribution system at 19 locations in the North and South systems.

Monthly watershed sampling was conducted at 4 long-term sampling locations for total organic carbon, nutrients (nitrate/nitrite, total phosphorus, orthophosphate, etc.), coliform density, pH, dissolved oxygen, TDS, and temperature.

Winter Conditions Reports

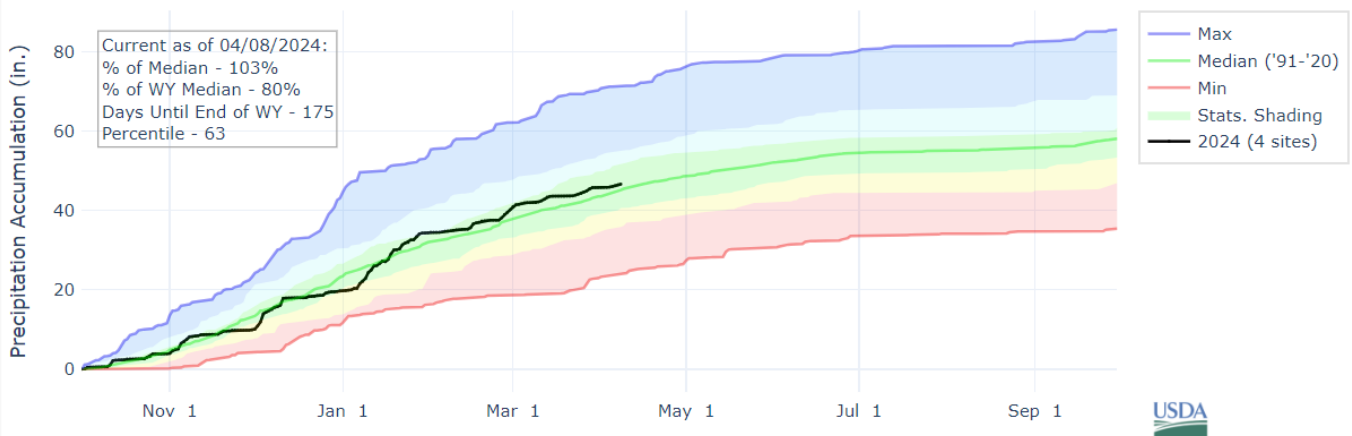
- As of April 8, 2024, the **Clackamas basin snowpack was 130% of median.**
- **March precipitation in the Clackamas basin was 70% of normal.** Precipitation since the beginning of the water year (October 1 – Apr 7) has been 103% of normal.
- **The three-month outlook (Apr-Jun)** from the NOAA Climate Prediction Center shows a high likelihood of **above normal temperatures** for Oregon, and a **slightly elevated chance of below normal precipitation.**

SNOW WATER EQUIVALENT IN CLACKAMAS



Statistical shading percentiles are calculated from period of record (POR) data, excluding the current water year. Percentile categories range from: minimum to 10th percentile, 10th - 30th, 30th - 70th, 70th - 90th, and 90th - maximum.

PRECIPITATION ACCUMULATION IN CLACKAMAS



Statistical shading percentiles are calculated from period of record (POR) data, excluding the current water year. Percentile categories range from: minimum to 10th percentile, 10th - 30th, 30th - 70th, 70th - 90th, and 90th - maximum.