



Clackamas River Water

Monthly Update

September 2024



Monthly Update 3

 Purchase Order Report.....3

 Contracts Log 4

 Summary of Legal..... 4

 Public Records Request Received 4

 Financial Reports..... 5

 Statistics 6

 Activity Reports 7

System Operations 8

 Operation Statistics 8

 Project Updates..... 9-10

Water Resources & Water Quality..... 11

 Water Distribution Charts 11

 Sampling Reports 12

 Regulatory 12

 Non-Regulatory 12

 River Flow Conditions Report 13

Purchase Order Report- August 2024

Purchase Order Report August 2024

Vendor: 00011 - HACH COMPANY

PO #	Description	Total Amount
25-0064	PH METER AND PROBES	2,466.10

Vendor: 00282 - TERMINIX INTERNATIONAL INC

PO #	Description	Total Amount
25-0068	MONTHLY PEST CONTROL SERVICES	3,200.00

Vendor: 00285 - ARAMARK UNIFORM SERVICES INC

PO #	Description	Total Amount
25-0065	ACCT. #934649000 - BUILDING MAINT. SUPPLIES	5,100.00

Vendor: 00304 - CANTEL SWEEPING

PO #	Description	Total Amount
25-0066	LOT SWEEPING SERVICES	8,800.00

Vendor: 01641 - MP PLUMBING COMPANY

PO #	Description	Total Amount
25-0063	FY25 PLUMBING SERVICES-MP PLUMBING	15,000.00

Vendor: 03701 - SHRED NORTHWEST LLC

PO #	Description	Total Amount
25-0067	ADMIN SHREDDING SERVICE	1,300.00

Vendor: 04635 - BRIDGE CITY HVAC

PO #	Description	Total Amount
25-0062	FY25 HVAC MAINTENANCE & REPAIR	25,000.00

Vendor: 04641 - BEZATES CONSTRUCTION INC

PO #	Description	Total Amount
25-0069	FY25 METAL FABRICATION WORK	10,000.00

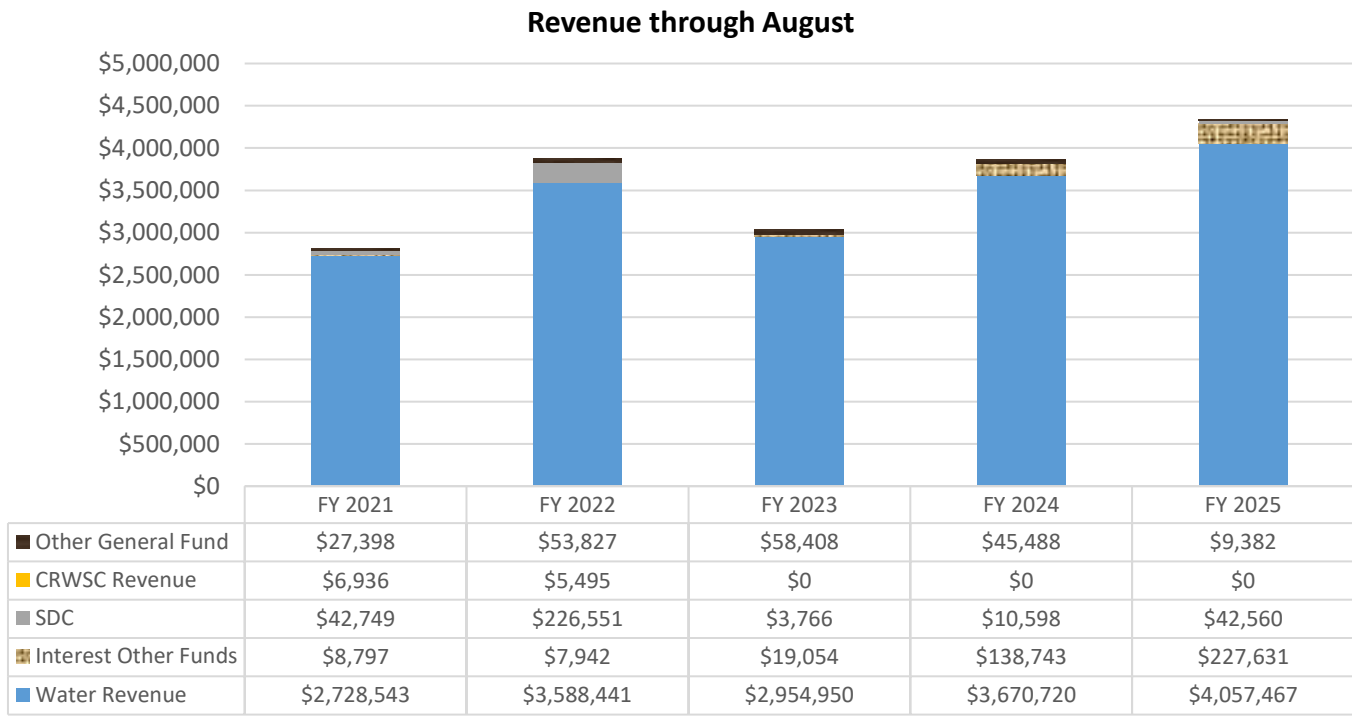
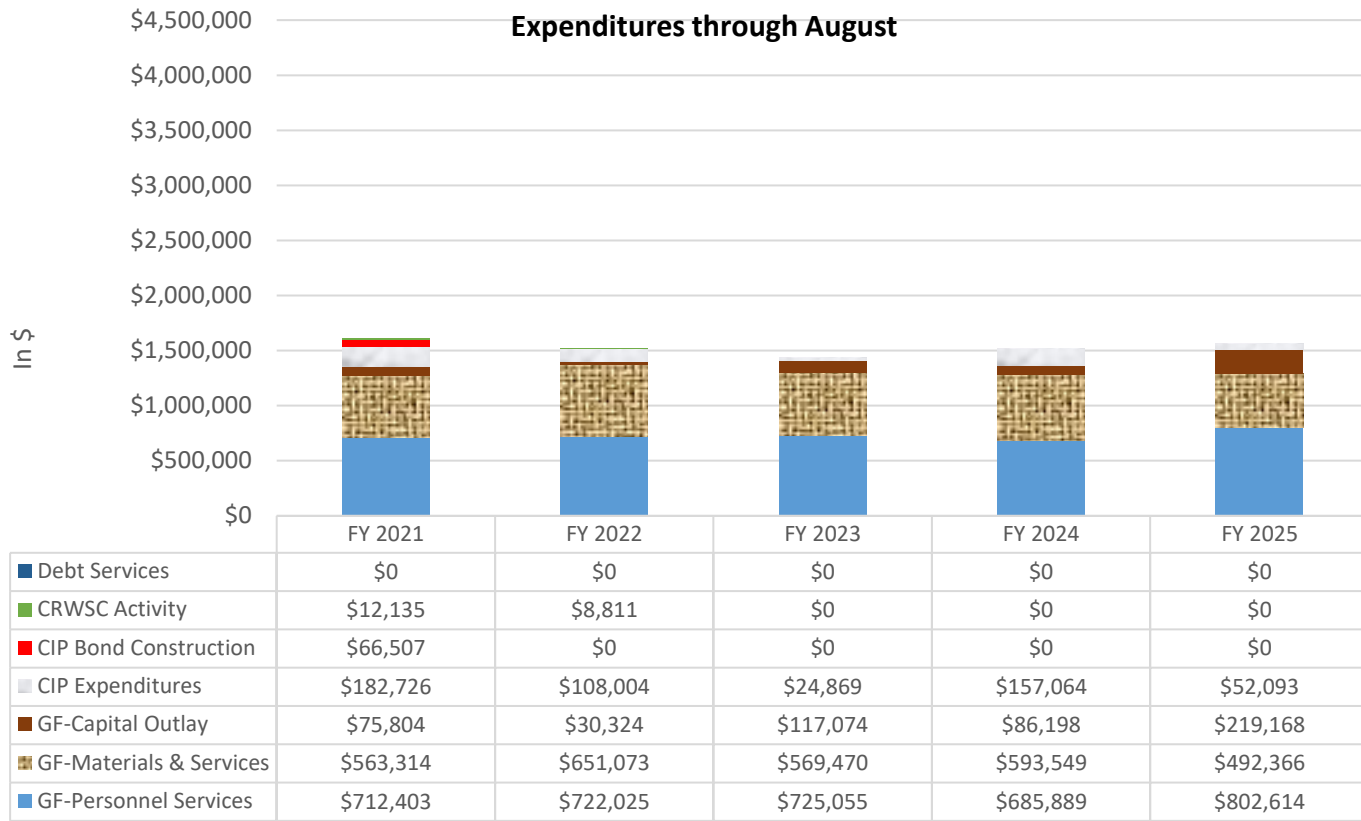
Company	Product / Service	Rates	Eff. Date	Exp. Date	New/Amended/ Extended
K & D	Flagging Services	NTE \$90,000	1/1/24	12/31/24	Amended to increase the NTE; per the Board 7/18
Meterreaders LLC	Meter Reading Services	NTE \$94,000	7/1/22	6/30/25	Amended & Extended for time and NTE per the Board 7/18
S 2 Contractors, Inc	Paving Services	NTE \$88,000	7/15/24	7/14/25	Approved by the Board 7/18
Team Electric	On-Call Electrical Services	NTE \$74,750	1/1/24	12/31/24	Amended to increase the NTE
Verizon Wireless	Cell phone plans/Equipment		3/19/21	8/11/29	Extended
WHA Insurance Agency, Inc.	Insurance Agent of Record Services	NTE \$40,000	9/2/24	8/31/27	New Contract

Summary of Legal

	<i>August 2024</i>
Harrang Long Gary Rudnick monthly retainer	\$ 4,600.00
Harrang Long Gary Rudnick work outside of retainer/Client Cost	\$
Sub-contracted legal services	\$ _____
Total Legal	\$ 4,600.00

Public Records Request Received

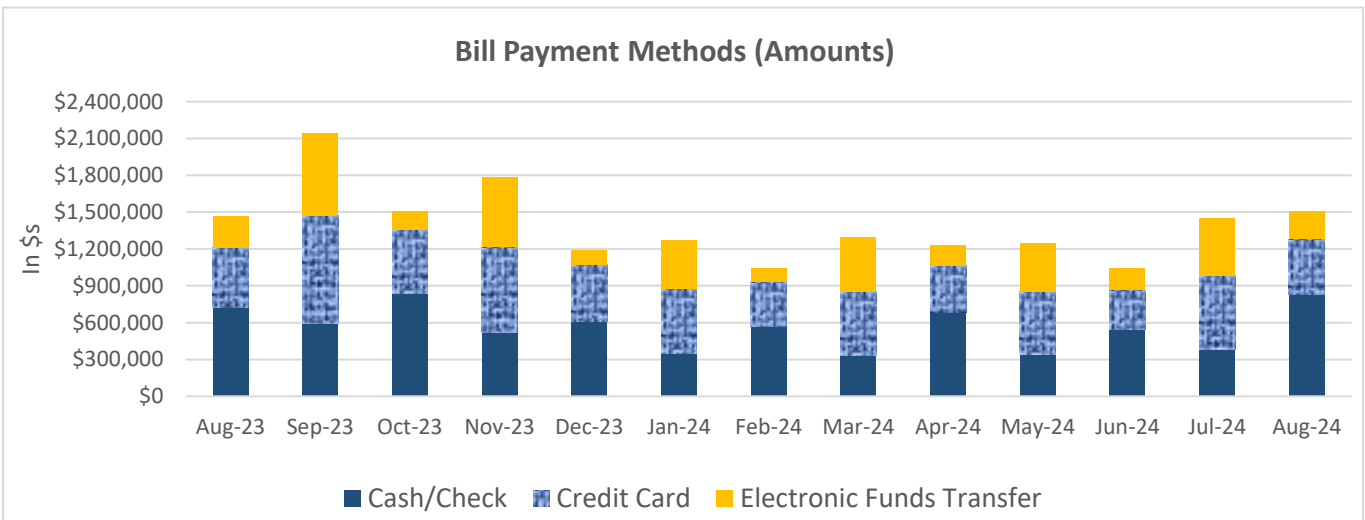
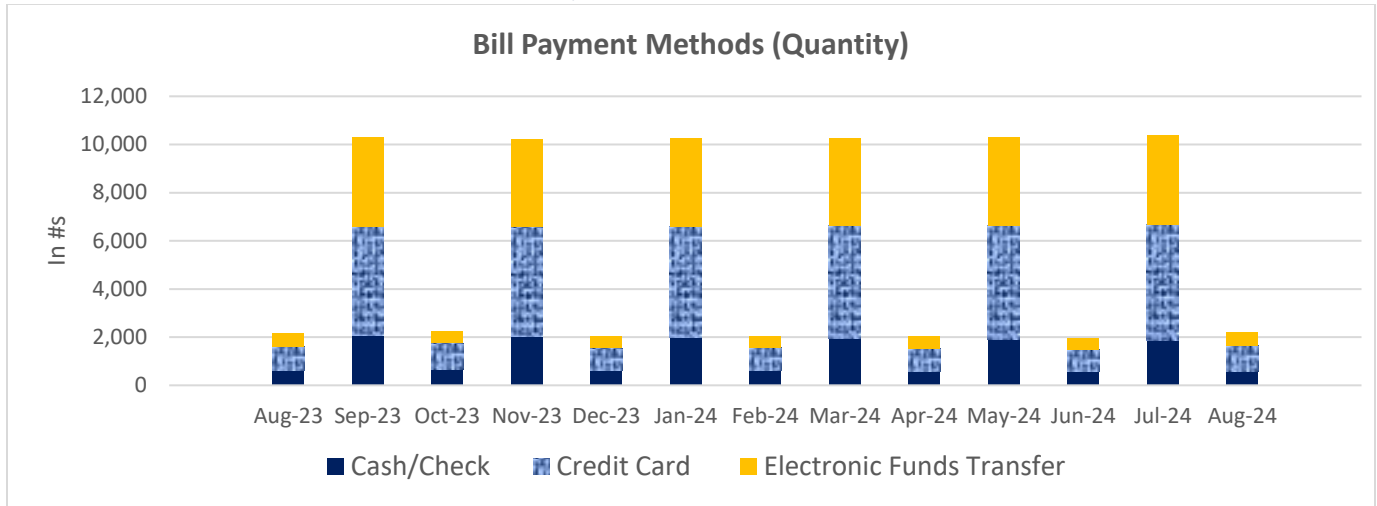
Number of Records Requests Received in August 2024 **1**



1) Water Revenue is higher than prior years due to unusually higher temperatures in July and increased rates. 2) SDC revenue saw additional development applications in August. 3) Interest Other Fund revenue is higher primarily due to increasing interest rates and a higher account balance. 4) Personal Services expenditure is higher compared to last year due to all positions being filled. 5) CIP expenditures is low with the completion of several projects in FY24 6) GF-Capital Outlay is higher than prior years due to payment of a purchased vehicle 7) There are no costs for CIP Bond or CRWSC as those funds have been closed out but will be reported in the 5-year graph.

(as of the end of August 2024)

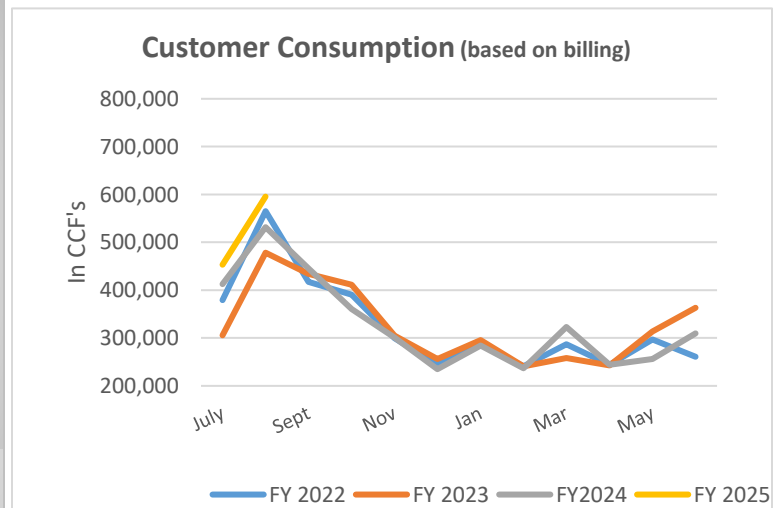
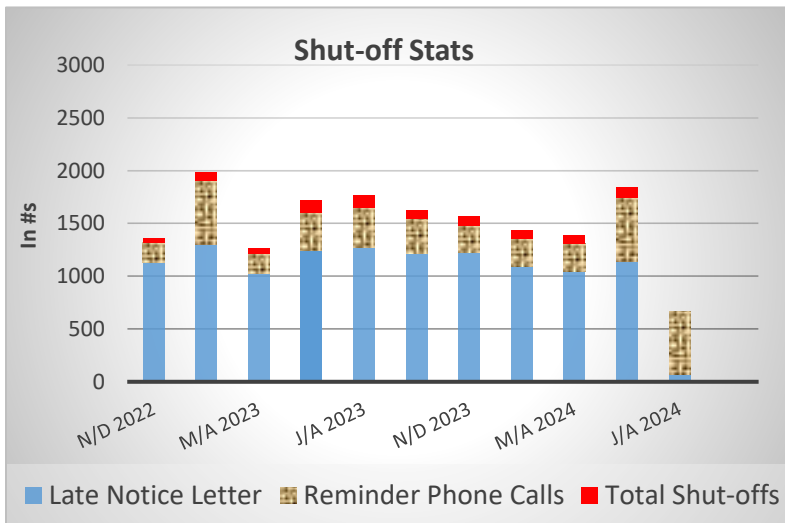
Residential Customers are billed on even months, Commercial Customers are billed on odd months.



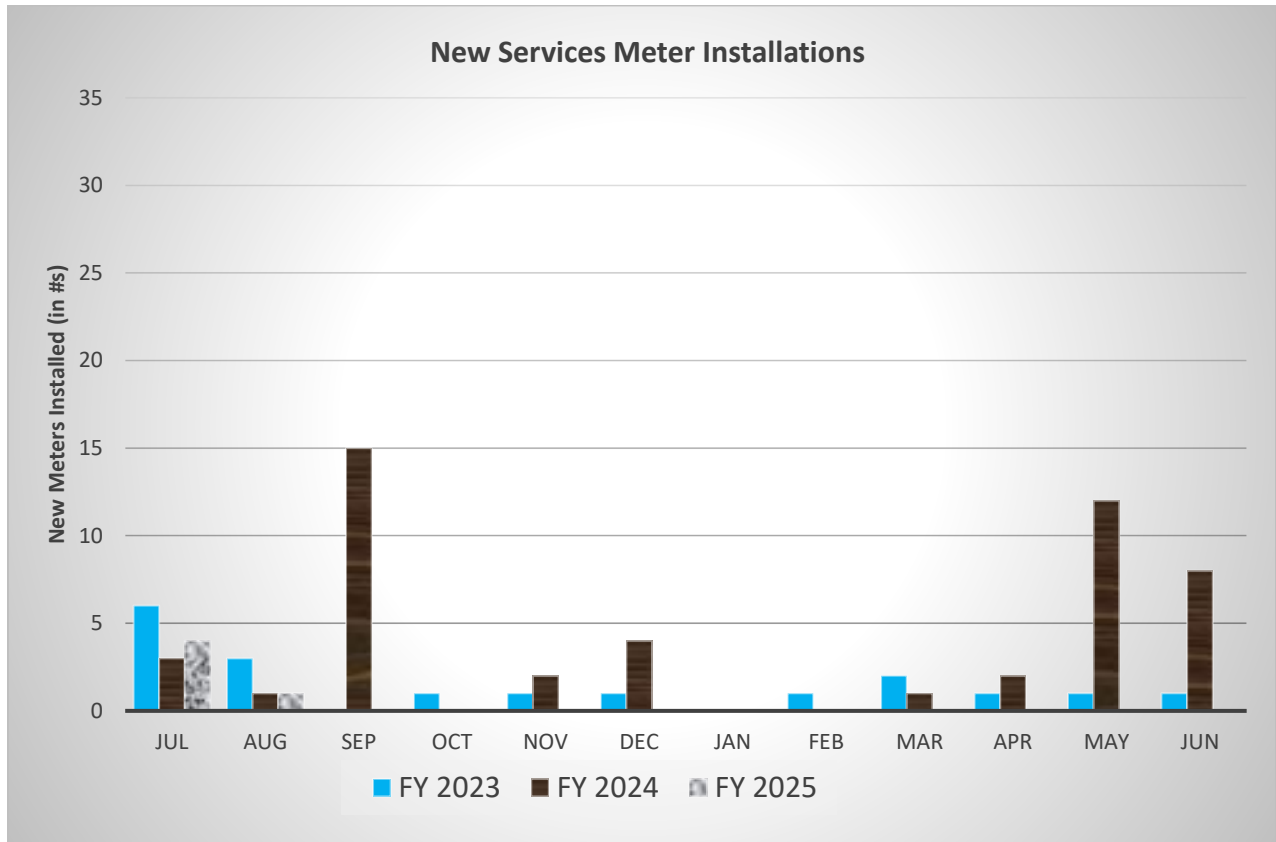
Cash/Check – Received via Lockbox, Counter

Credit Card – Received via CRW Initiated Automatic Payment, Walk-ins/Phone Calls, and Website

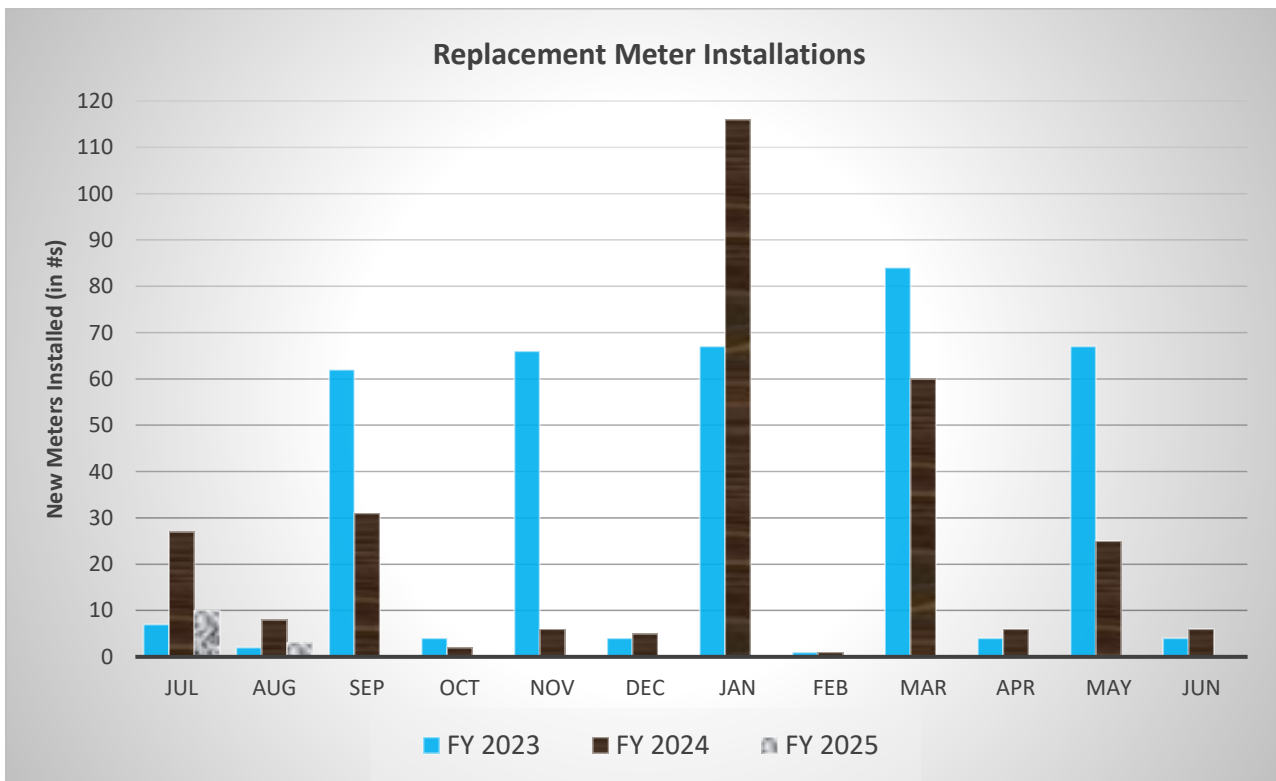
Electronic Funds Transfer – Received via Bank-to-Bank Transfer, Automatic Checking Withdrawal (RapidPay)



*Reminder Phone Calls are made during the even months. Shut offs occur the following month. **Jan/Feb late notice number is an estimate *No late notices Sept-Dec. '20; reinstated February and sent in May 2021



No new services for Sept. FY21, April F22, Sept. FY 22, Sept. FY 23, Jan FY23, Oct. FY24, Jan FY24, Feb FY24



Annual 2024 Goal for Meter Replacement is 350- Year to date is 227

Operation Statistics

	Leak Repairs Made (all pipe sizes)	Leak Detection Completed (miles)	Hydrant Maintenance	Locate Requests	Valve Maintenance & Mapping	After-hours Callouts	Meter Maintenance Tasks	Cross Connection Inspections
Jan. 2024	3	0	38	311	4	28	60	5
Feb. 2024	0	0	109	340	116	3	0	13
Mar. 2024	1	0	4	397	7	3	86	16
April 2024	0	0	91	483	18	3	0	0
May 2024	1	0	21	469	35	4	44	15
June 2024	0	22.0	126	402	1	5	0	10
July 2024	3	19	127	423	0	7	50	2
Aug. 2024	1	38	105	418	0	16	0	0
Sep. 2024								
Oct. 2024								
Nov. 2024								
Dec. 2024								
Total to Date	9	79	621	3243	181	69	240	61
2024 Annual Goal	N/A	97	905	N/A	600	N/A	N/A	96

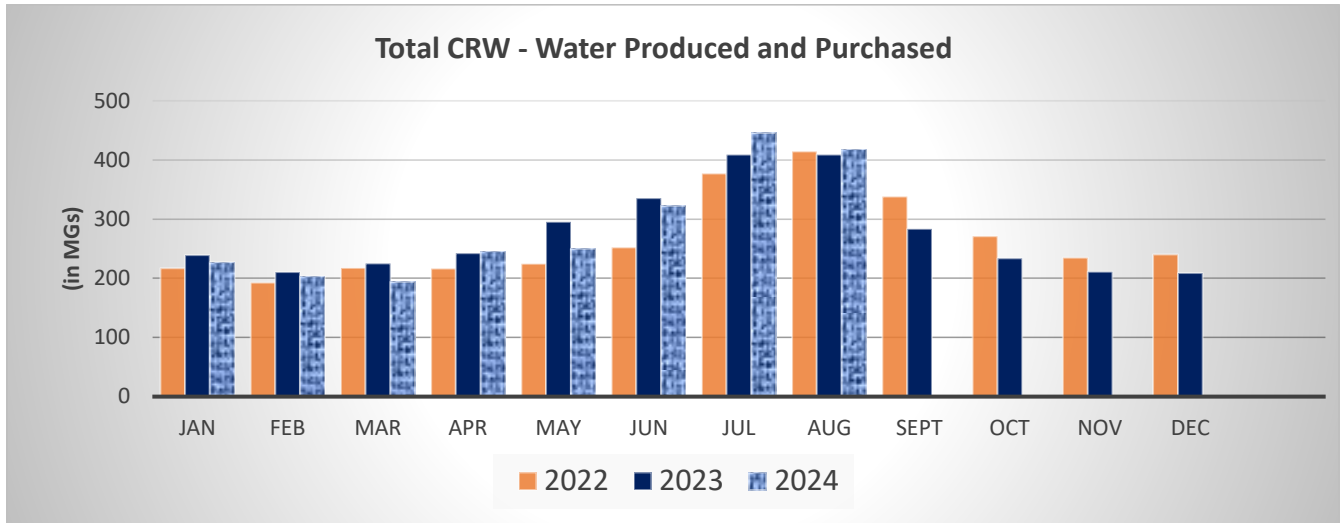
Note - Annual maintenance goals are established based on several criteria including; AWWA Best Management Practices, identified system priority maintenance and repair focus needs, and internal/external project forecasts.

Capital Project Status Report – August 2024

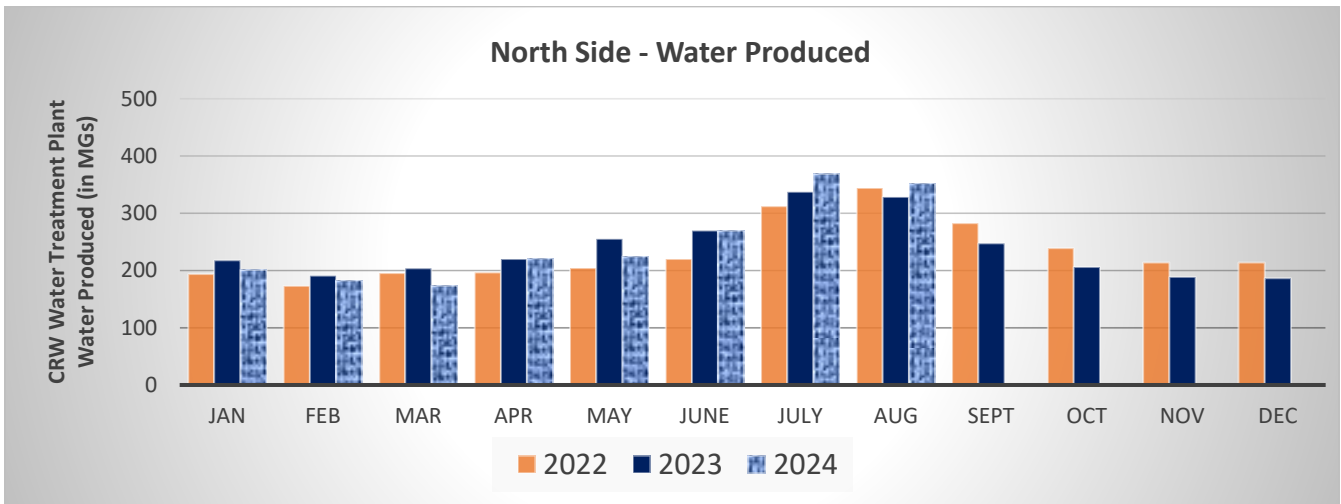
Project No.	Name	Project Budget	Spent to Date	Remaining Project Budget	Project Status
5301	Trans/CRW Impact Projects	\$250,000	\$9,607	\$240,393	
Utility coordination and adjustments at: Johnson Cr. Blvd at 79th Place Signals; ODOT 82nd Ave., Webster Rd.					
5303	82 nd Dr. Waterline Phase 2	\$1,041,000	\$112,552	\$928,448	In Design
New survey complete. Beginning conflict analysis and route selection.					
5291	I-205 Crossings:	\$1,119,000	\$133,576	\$985,424	In Design
Grant amendment approved, proceeding with design at Manfield Ct.					
5306	Redland Rd. Waterline Phase 2	\$1,355,000	\$773,409	\$581,591	Complete
Complete.					
5307	Redland Rd. PRV	\$1,003,000	\$30,698	\$972,302	In Design
Design in progress.					
5308	Low Lift PS Improvements	\$749,000	\$501	\$748,499	In Design
Scoping project.					
5309	WTP Structural Improvements	\$1,000,000	\$222,884	\$777,116	Construction
Repairs ongoing. Evaluating next steps.					
5273	Redland Rd. Waterline Phase 1	\$666,000	\$359,216	\$306,784	Complete
Complete.					
5270	Linwood Road Improvements	\$210,000	\$127,553	\$82,447	Construction
Punch list items are ongoing.					
5278	Monroe Street Improvements	\$850,000	\$55,329	\$794,671	In Design
The design is 100% complete. County scheduled to advertise for construction in September 2024.					
5280	Pump Station Chlorine	\$142,000	\$7,695	\$134,305	In Design
Design at 30% complete.					
5281	WTP Polymer Feed System	\$252,000	\$938	\$251,062	In Design
Design at 30%. Construction tentative beginning of 2025.					
5282	WTP Filter Valve Replacement	\$1,302,000	\$1,215,396	\$53,947	Complete
Complete.					
5302	King Rd Improvements	\$0	\$1,202	(\$1,202)	Design
Opportunity project with City of Milwaukie Road improvements. Approx. 1000 LF of waterline replacement. Exploring IGA with Milwaukie.					
5305	Webster Improvement	\$0	\$31,126	(\$31,126)	Construction
Bid with Trench Line Excavation as successful bidder.					
5292	Johnson Cr Blvd Improvements	\$0	\$2,004	(\$2,004)	In Design
Coordinating with Clackamas County. Project downsized to pavement overlay with ADA upgrades at intersections.					
5312	Thiessen Rd. Culvert Crossing	\$0	\$2,358	(\$2,358)	In Design
Coordinating 8" waterline relocation to accommodate Clackamas County culvert replacement.					

Private Project Tracking – August 2024

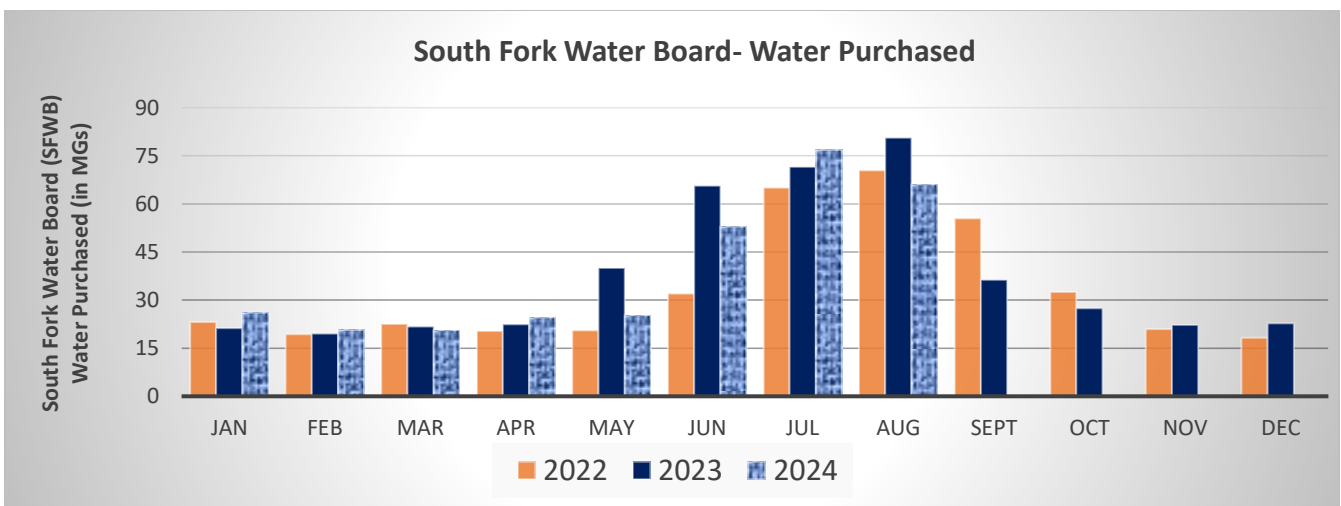
Project No.	Name	Description	Phase	Status
20-5262 Private	Bonaventure Senior Living	6" fire service and 3" meter	Const.	Punch List.
22-5295 Private	Jannsen Multi-Family	New fire and domestic service for 8-plex development.	Const.	On Hold.
22-5298 Private	Serres Farms 2 Subdivision	7-lot subdivision	Const.	Pending Construction Start.
23-5299 Private	Prologis Park Clackamas	4-Warehouses with Fire and domestic service	Design	Developer reimagining site configuration with redesign.
23-5304 Private	WES - IT2 30" Force Main	Relocate waterline at four locations	Const.	WES has selected Tapani as Contractor. Pending Construction Start.



*March & April 2024 Data includes water purchased from NCCWC during WTP Shutdown



*March & April 2024 Data includes water purchased from NCCWC during WTP Shutdown



Regulatory

All 73 samples collected and analyzed for the August monitoring period showed no presence of coliform/*E. coli* bacteria.

Cyanotoxin Testing

Microcystin and Cylindrospermopsin sampling of our raw water began in May and occurs every two weeks for compliance.

No cyanotoxins have been detected in our raw water.

Non-Regulatory

General water quality parameters (pH, temperature, chlorine, TDS, hardness, alkalinity) were collected throughout the distribution system at 16 locations in the North and South systems.

Monthly watershed sampling was conducted at 4 long-term sampling locations for total organic carbon, nutrients (nitrate/nitrite, total phosphorus, orthophosphate, etc), coliform density, pH,

Weekly algae monitoring is occurring at 3 locations in the North Fork Reservoir and CRW's intakes. This work includes species monitoring with the FlowCAM and nutrient analysis.

River Flow Conditions Reports

- The current Clackamas River **7-day average streamflow is 86% of normal** (median).

- August **precipitation in the Clackamas basin was 191% of normal**. Precipitation since the beginning of the water year (October 1 – September 8) has been 101% of normal.

- **The three-month outlook (Sep-Nov)** from the NOAA Climate Prediction Center calls for **equal chances of above and below temperatures and a slightly elevated chance of above normal precipitation for Western Oregon**.

Note: Flow is currently at a 7-day average of 772 cfs. We have flow triggers for conservation at 750 and 730 cfs beginning September 15th. With rain in the forecast on September 11th, it seems likely that this will **create no issues for us this fall**.

