



Clackamas River Water

Monthly Update

October 2022



- Monthly Update 3
 - Purchase Order Report.....3
 - Contracts Log..... 4
 - Summary of Legal..... 4
 - Public Records Request Received 4
 - Financial Reports..... 5
 - Statistics 6
 - Activity Reports 7
- System Operations 8
 - Operation Statistics..... 8
 - Project Updates..... 9-10
- Water Resources & Water Quality 11
 - Water Distribution Charts 11
 - Sampling Reports 12
 - Regulatory 12
 - Non-Regulatory 12
 - River Conditions 13

Purchase Order Report- September 2022

Purchase Order Report - September 2022

Vendor: 00063 - CESSCO INC

<u>PO #</u>	<u>Description</u>	<u>Date</u>	<u>Total Amount</u>
23-0030	BLADES, CHAINS, EQUIPMENT PURCHASE	09/22/2022	5,000.00

Vendor: 00232 - HEXAGON TECHNOLOGIES INC.

<u>PO #</u>	<u>Description</u>	<u>Date</u>	<u>Total Amount</u>
23-0054	HEXAFLOC AD10-EP POLYMER - HEXAGON TI	09/19/2022	2,734.92

Vendor: 00391 - NORTHWEST PUMP & EQUIP CO

<u>PO #</u>	<u>Description</u>	<u>Date</u>	<u>Total Amount</u>
23-0060	CO-2312 FUEL TANK TWO CYLINDRICAL UL20	09/28/2022	25,404.17

Vendor: 00573 - ABC ROOFING INC.

<u>PO #</u>	<u>Description</u>	<u>Date</u>	<u>Total Amount</u>
23-0055	FY - 2023 BLANKET PO FOR ROOFING REPAIR	09/26/2022	10,000.00

Vendor: 02837 - TAURUS POWER & CONTROLS INC

<u>PO #</u>	<u>Description</u>	<u>Date</u>	<u>Total Amount</u>
23-0053	Altistart 22 Soft Start.	09/12/2022	3,558.00

Vendor: 03319 - C & R REFORESTATION

<u>PO #</u>	<u>Description</u>	<u>Date</u>	<u>Total Amount</u>
23-0059	EASEMENT CLEARING SERVICES	09/28/2022	8,280.00

Vendor: 03990 - CADMAN INC.

<u>PO #</u>	<u>Description</u>	<u>Date</u>	<u>Total Amount</u>
23-0052	ROCK 3/4"-	09/02/2022	32,729.00

Vendor: 04147 - CITY WIDE TREE SERVICES INC

<u>PO #</u>	<u>Description</u>	<u>Date</u>	<u>Total Amount</u>
23-0058	LAND CLEARING SERVICES	09/28/2022	6,200.00

Vendor: 04277 - GOLD STANDARD DIAGNOSTICS CORP

<u>PO #</u>	<u>Description</u>	<u>Date</u>	<u>Total Amount</u>
23-0056	ANNUAL MAINTENANCE AGREEMENT CAAS (09/27/2022	6,995.00

<u>PO #</u>	<u>Description</u>	<u>Date</u>	<u>Total Amount</u>
23-0057	FY-23 ANNUAL MAINTENANCE AGREEMENT F	09/27/2022	6,695.00

Contract Log

(Executed since last board meeting September 8, 2022)

Company	Product / Service	Rates	Eff. Date	Exp. Date	New/Amended/ Extended
Crystal Greens	Landscaping Services	NTE \$57,500	1/1/21	12/31/22	Amended to increase NTE

Summary of Legal

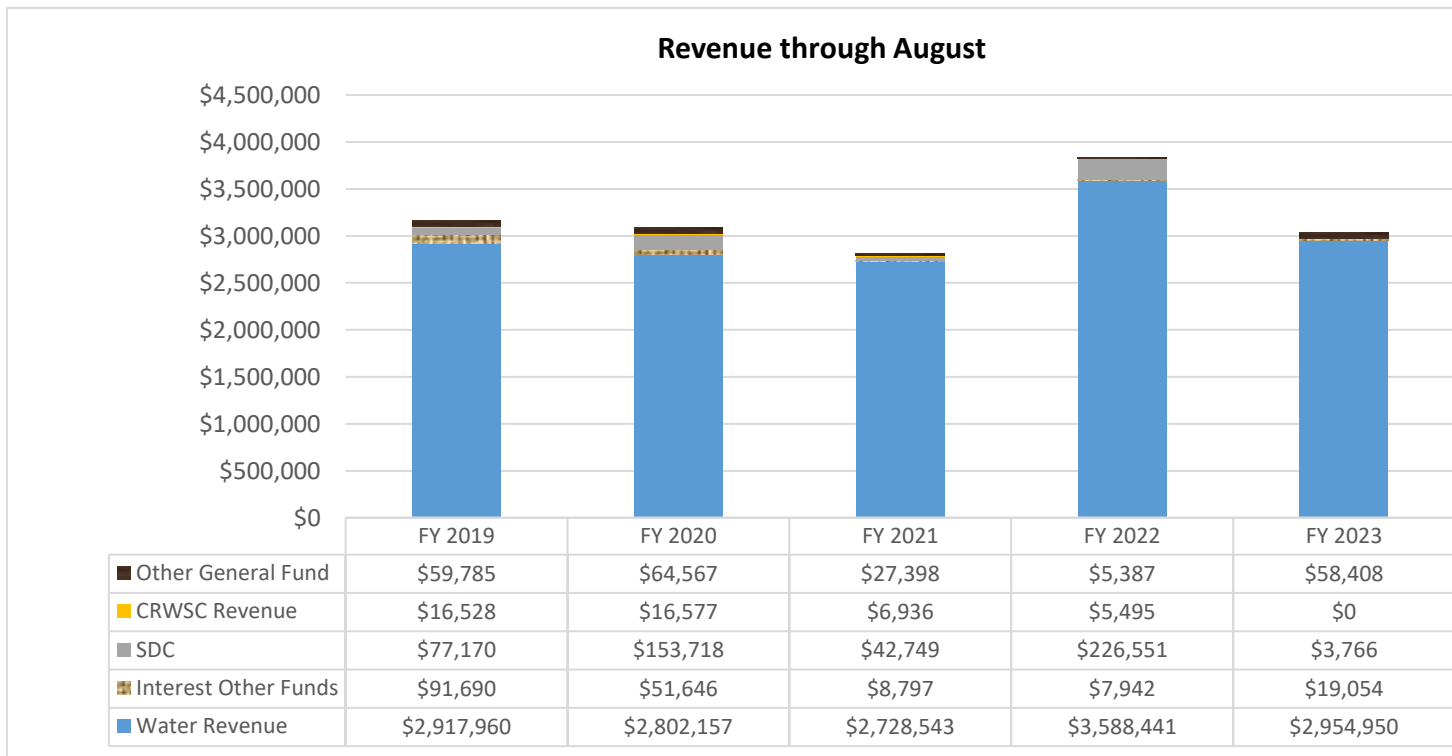
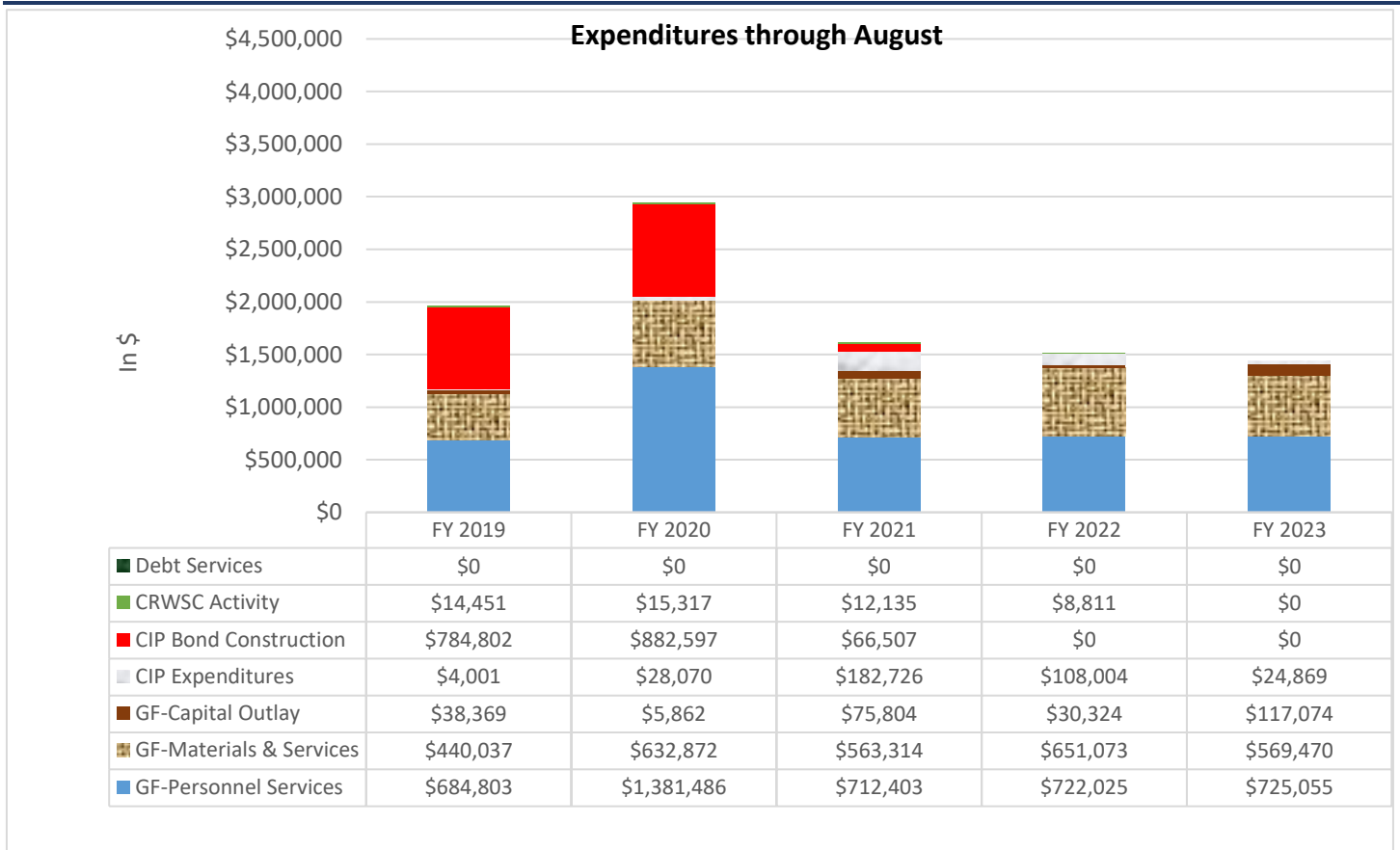
September 2022

Harrang Long Gary Rudnick monthly retainer	\$ 4,240.00
Harrang Long Gary Rudnick work outside of retainer/Client Cost	\$
Sub-contracted legal services	\$ _____
Total Legal	\$ 4,240.00

Public Records Request Received

Number of Records Requests Received in September 2022 **0**

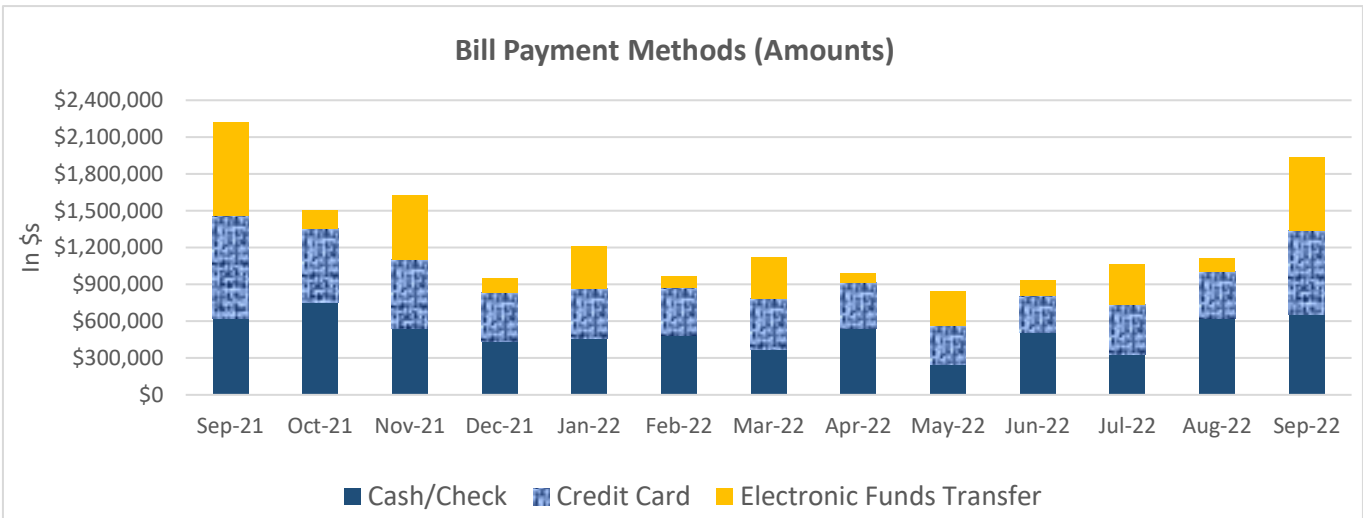
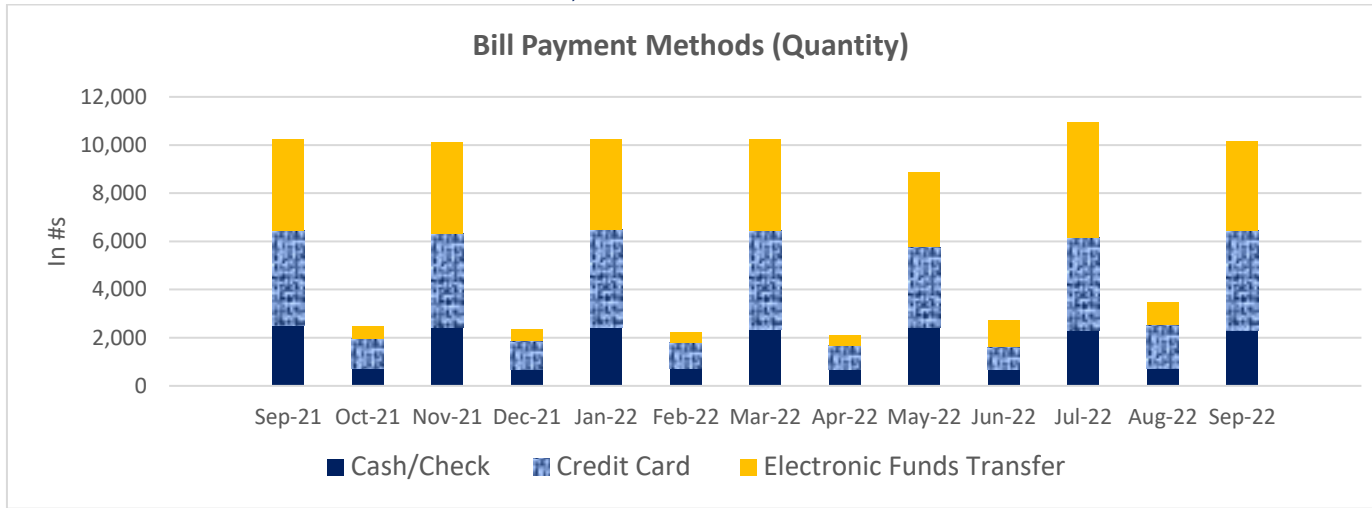
Financial Activity



1) Water revenue is lower than the prior year due to a reduction in water use. 2) Other General Fund revenue is higher primarily due to increasing interest rates. 3) There are no costs for CIP Bond as that fund was closed out in FY 2021 but will be reported in the 5-year graph until 2026. 4) GF-Capital Outlay is higher than prior years due to purchased equipment but in line with budget

(as of the end of September 2022)

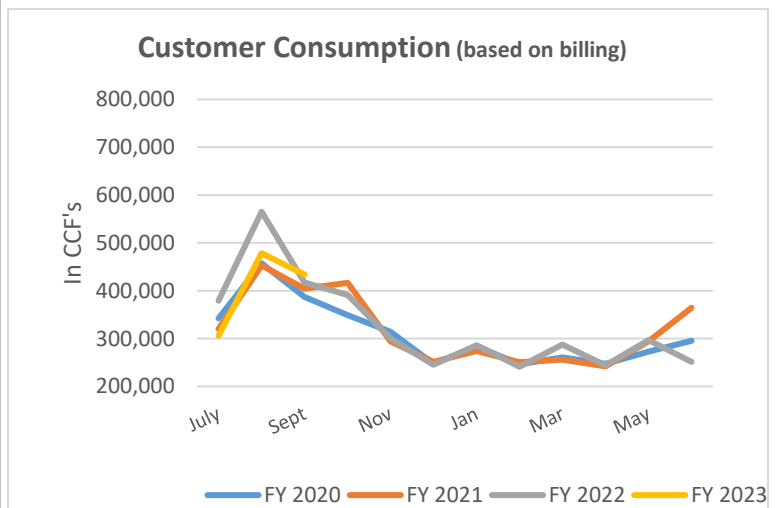
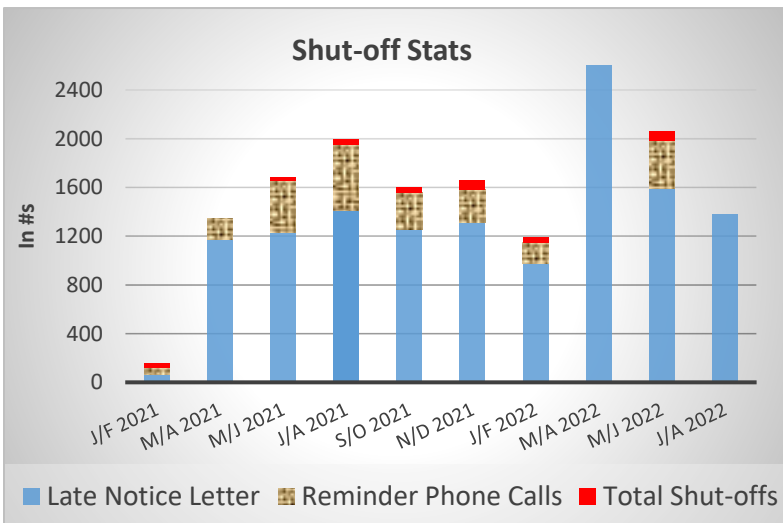
Residential Customers are billed on even months, Commercial Customers are billed on odd months.



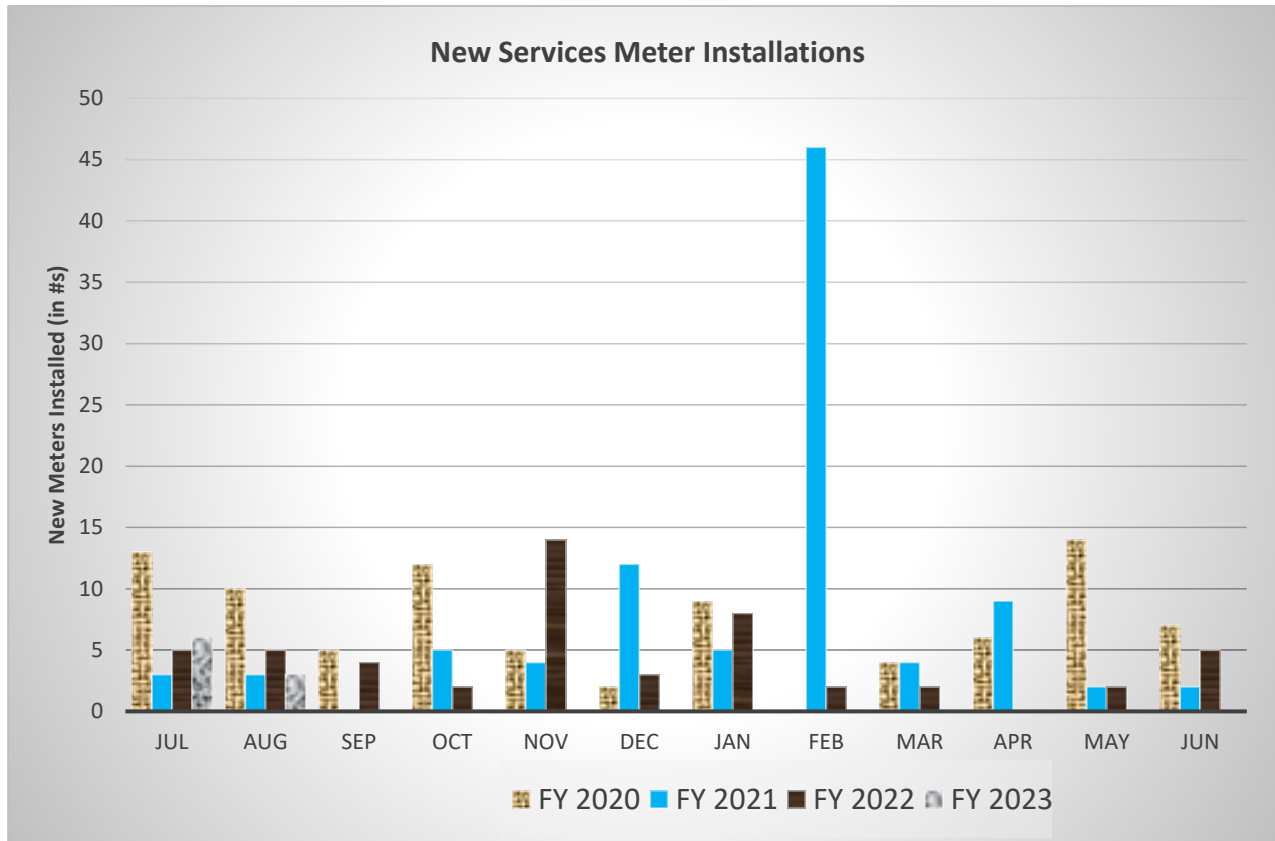
Cash/Check – Received via Lockbox, Counter

Credit Card – Received via CRW Initiated Automatic Payment, Walk-ins/Phone Calls, and Website

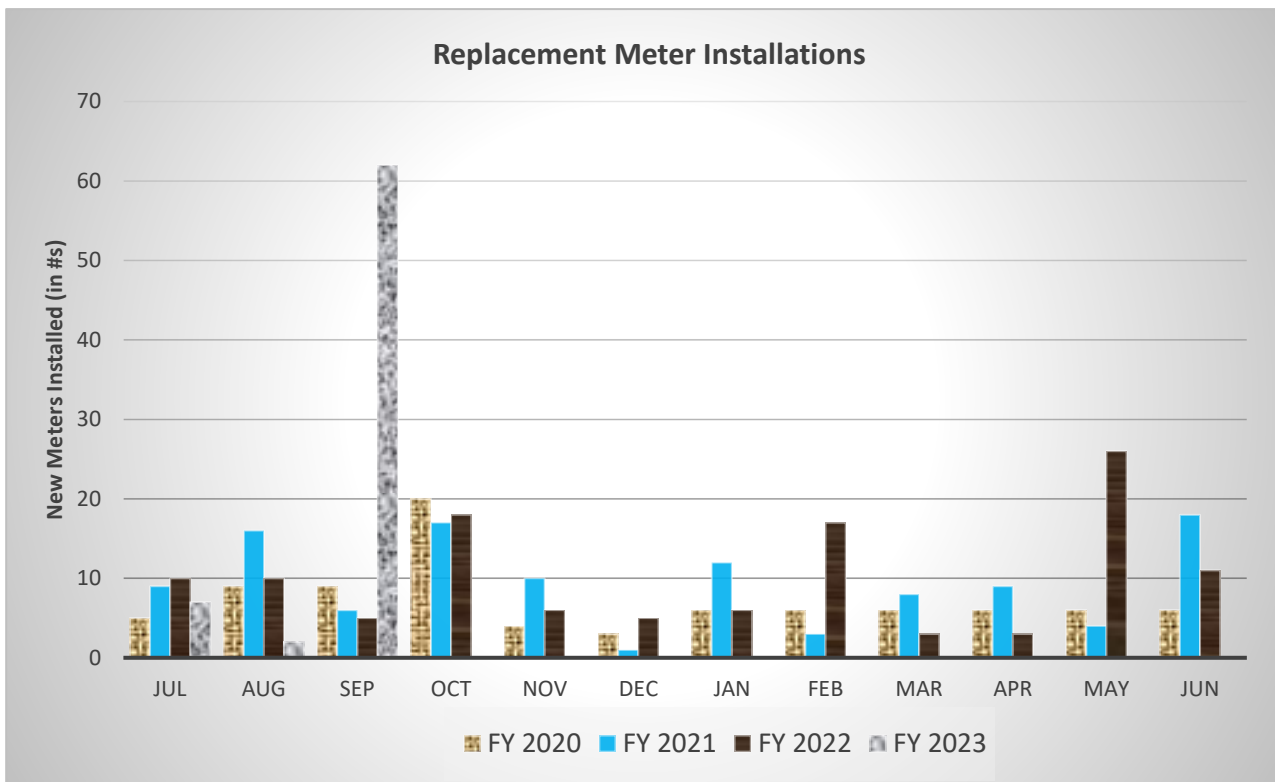
Electronic Funds Transfer – Received via Bank-to-Bank Transfer, Automatic Checking Withdrawal (RapidPay)



*Reminder Phone Calls are made during the even months. Shut offs occur the following month. **Jan/Feb late notice number is an estimate *No late notices Sept-Dec. '20; reinstated February and sent in May 2021



No new services for Feb. FY20, Sept. FY21, April F22, Sept. FY 22



Annual 2022 Goal for Meter Replacement is 350- Year to date is 137

Operation Statistics

	Leak Repairs Made (all pipe sizes)	Leak Detection Completed (miles)	Hydrant Maintenance	Locate Requests	Valve Maintenance & Mapping	After-hours Callouts	Meter Maintenance Tasks	Cross Connection Inspections
Sep. 2021	2	10.82	156	524	0	8	74	1
Oct. 2021	1	17	12	398	18	4	25	14
Nov. 2021	3	0	0	331	0	5	64	1
Dec. 2021	2	0	98	285	6	8	2	0
Jan. 2022	1	0.0	14	370	1	19	63	0
Feb. 2022	3	0.0	50	387	19	2	23	7
Mar. 2022	3	0.0	20	516	1	7	24	1
April 2022	0	0.0	35	410	20	5	20	0
May 2022	1	0.0	93	437	49	4	43	1
June 2022	5	3.4	63	429	54	4	3	2
July 2022	3	9.0	50	385	39	9	108	1
Aug. 2022	0	6.7	76	397	1	7	42	5
Sep. 2022	1	11.2	85	359	67	4	112	4
Total 2022 year to Date	17	30.3	486	3690	251	61	438	21
2022 Annual Goal	N/A	120.0	1,120	N/A	500	N/A	N/A	96

Note - Annual maintenance goals are established based on several criteria including; AWWA Best Management Practices, identified system priority maintenance and repair focus needs, and internal/external project forecasts.

Project Updates

Private Development Projects

Private Project Tracking – September 2022

Project No.	Name	Description	Phase	Status
16-5205 Private	Glen Oak Master Meter	8" Master Meter to Oregon City	Const.	Punch list underway.
19-5255 Private	Fuller Station Affordable Housing	100-unit Multi-family housing, 4" meter	Const.	Complete.
20-5262 Private	Bonaventure Senior Living	6" fire service and 3" meter	Const.	No activity.
20-5272 Private	Elite Motors	8" Main and 1" Meter	Design	No activity.
21-5283 Private	NCSD Facility	1 - 6" Fire Service 3 - domestic meters	Const.	Punch list underway.
21-5284 Private	Quail Park	15 lot subdivision in Milwaukie	Const.	Punch list underway.
14-5169 Private	Church of Portland	6" Fire Service and 2" domestic meter	Const.	Punch list underway.
21-5285 Private	130 th Industrial Park	3-fire services 3-commercial services	Const.	Construction underway, no water work yet.
18-5288 Private	Copper Heights	Residential 30 lot subdivision	Const.	Construction underway, no water work yet.
21-5289 Private	224 Logistics Center	Unified Grocer site; 4 fire & 4 Domestic Services	Design	Preparing Developer Agreement
22-5293 Private	Crosswhite Industrial	New 6" fire service	Design	Pending Construction start.
22-5294 Private	Clackamas CLT	8" main extension for 10 lot subdivision	Design	Preparing Developer Agreement
22-5295 Private	Jannsen Multi-Family	New fire and domestic service for 8-plex development.	Design	Preparing Developer Agreement

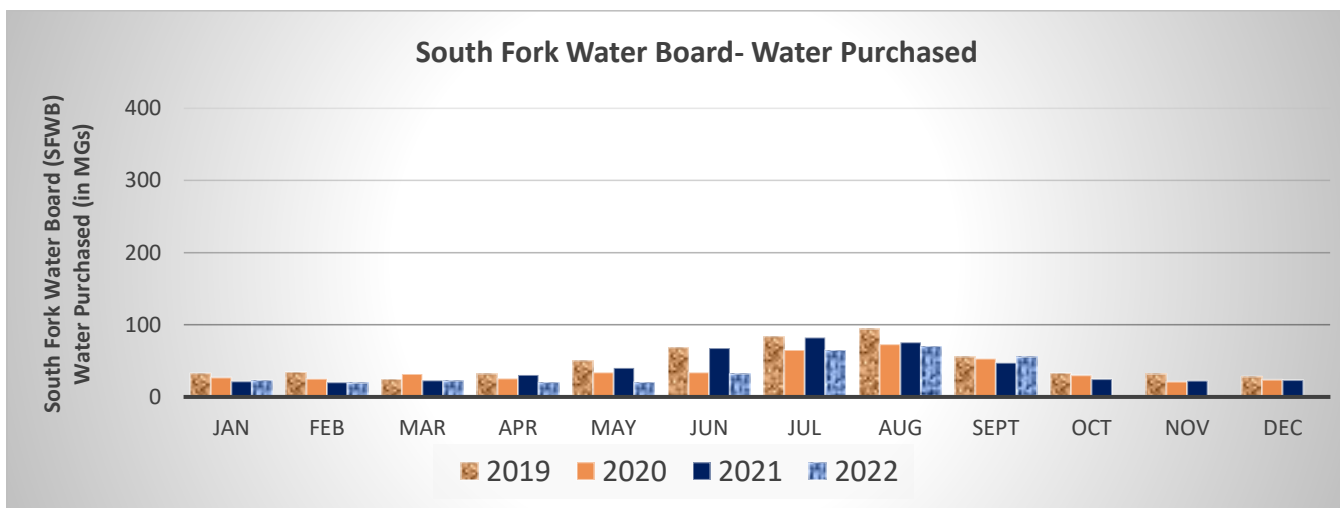
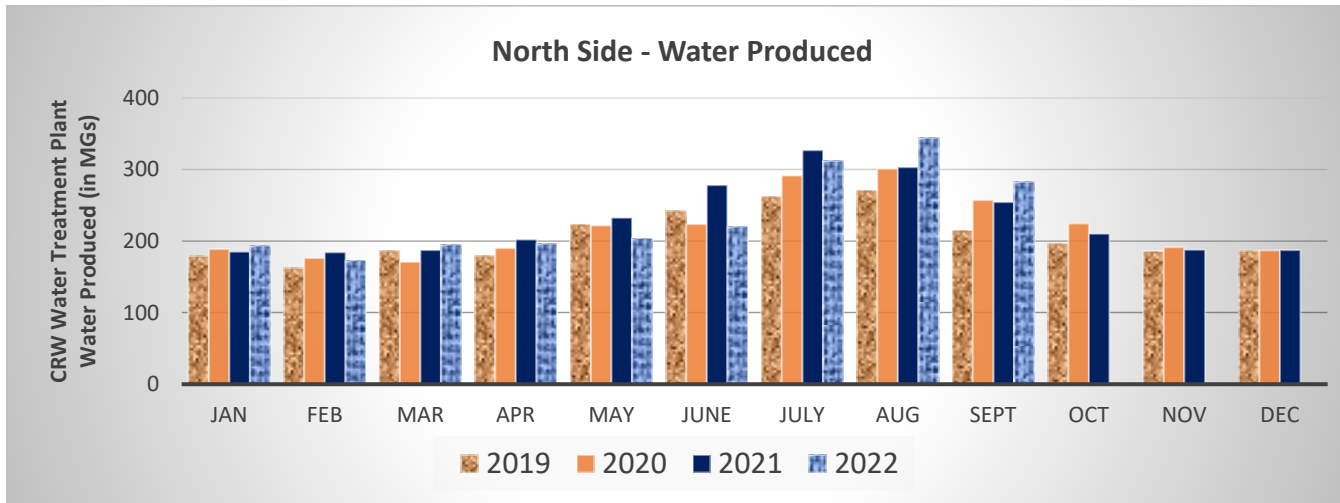
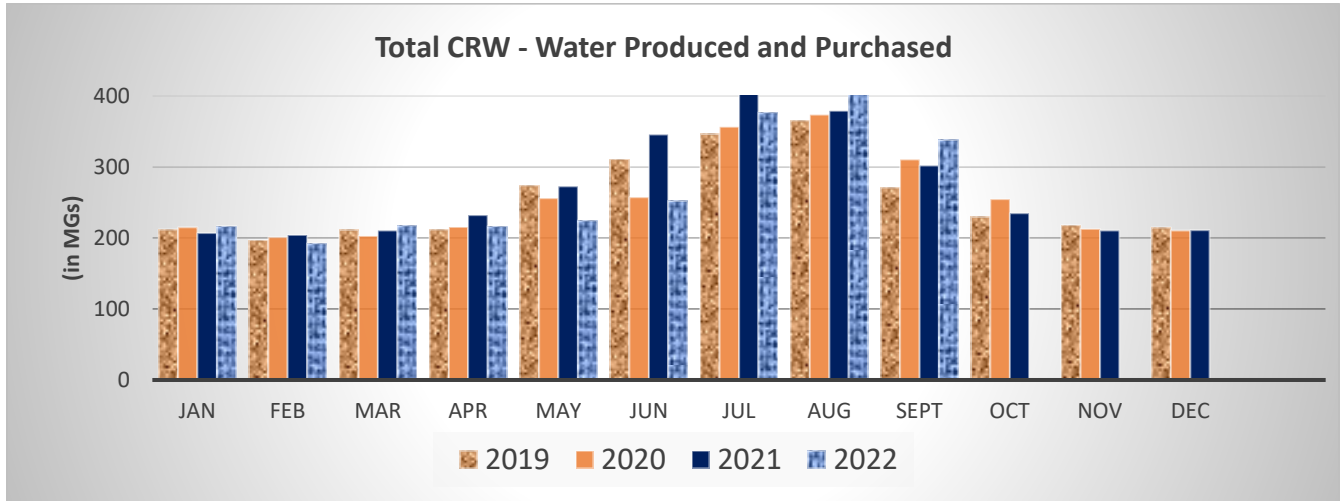
Project Updates

Capital Project Tracking

Capital Project Tracking – September 2022

Project No.	Name	Total Budget BN 2021-23	Total to Date* (thru last month)	Remaining Budget	Status
5274	ODOT/City/Clackamas County DTD	\$250,000	\$7,344	\$242,656	
Utility coordination and adjustments at: Johnson Cr. Blvd at 79th Place Signals; WES force mains, ODOT 82nd Ave. improvements.					
5275	Athens Drive Waterline	\$641,000	\$516,030	\$124,970	Complete
5276	Fawn Ct. Waterline	\$277,000	\$0	\$277,000	No Activity.
Fawn Ct is a waterline replacement in a short cul-de-sac. The project is tentatively scheduled for design and construction later in the biennium; however, staff is keeping an eye on increasing costs of other projects.					
5277	Leland Road Master Meter	\$493,000	\$1,880	\$491,120	No Activity
Discussing with Oregon City logistics and impact of meter transfers.					
5273	Redland Rd. Waterline Phase 1	\$1,080,000	\$8,507	\$1,071,493	Design 60% complete
County is acquiring Right-of-Way. Scheduled for construction in 2023, however, new County schedule now shows construction possibly in 2024. CRW is considering impact of constructing prior to County project.					
5270	Linwood Road Improvements	\$328,000	\$202,676	\$125,324	Design 90% complete
County is acquiring Right-of-Way. Scheduled for bid opening in January 2023.					
5278	Monroe Street Improvements	\$940,000	\$4,078	\$935,922	Gathering data
County road improvement schedule has construction in 2024. Staff is collecting data and researching project for design and construction in 2023 prior to County project.					
5279	Maplelane Road Waterline	\$846,000	\$60,373	\$785,627	Pending Construction Start
Project has been bid, a contractor selected, and contracts signed. Ductile iron pipe delivery is estimated in early December. Easement is being negotiated.					
5280	Pump Station Chlorine	\$168,000	\$7,006	\$160,994	Design in progress
Continuing to research chlorine systems and designing spaces to house the equipment.					
5281	WTP Polymer Feed System	\$476,000	\$307	\$475,693	Design phase
Researching feed systems and designing location on first floor within WTP.					
5282	WTP Filter Valve Replacement	\$692,000	\$13,685	\$678,315	Valve procurement
Valve delivery is estimated in approximately 30 weeks after signed contract. An installation contract is being prepared and will be advertised for contractors nearer valve delivery date.					
5253	82nd Dr. Waterline - Phase 1 (Carryover)	\$97,000	\$46,974	\$50,026	Complete.
5287	90th St PS Electrical		\$55,825	(\$55,825)	Complete.
5291	I-205 Crossing		\$752	(\$752)	
5292	Johnson Creek Blvd. Improv.		\$1,140	(1,140)	
5243	CRC Mobility Improvements		\$42,235	(\$42,235)	
Totals		\$6,288,000	\$969,505	\$5,318,495	

Notes: 1) Includes all costs through all project phases (planning, design, construction) spanning multiple fiscal periods as applicable. 2) September data does not include overhead



Regulatory

All 73 samples collected and analyzed for the September monitoring period showed no presence of coliform/*E. coli* bacteria.

Cyanotoxin Testing

Microcystin and Cylindrospermopsin sampling of our raw water began in May and occurs every two weeks through October for compliance, and the samples are analyzed at our in-house accredited laboratory.

No cyanotoxins have been detected in our raw water.

Non-Regulatory

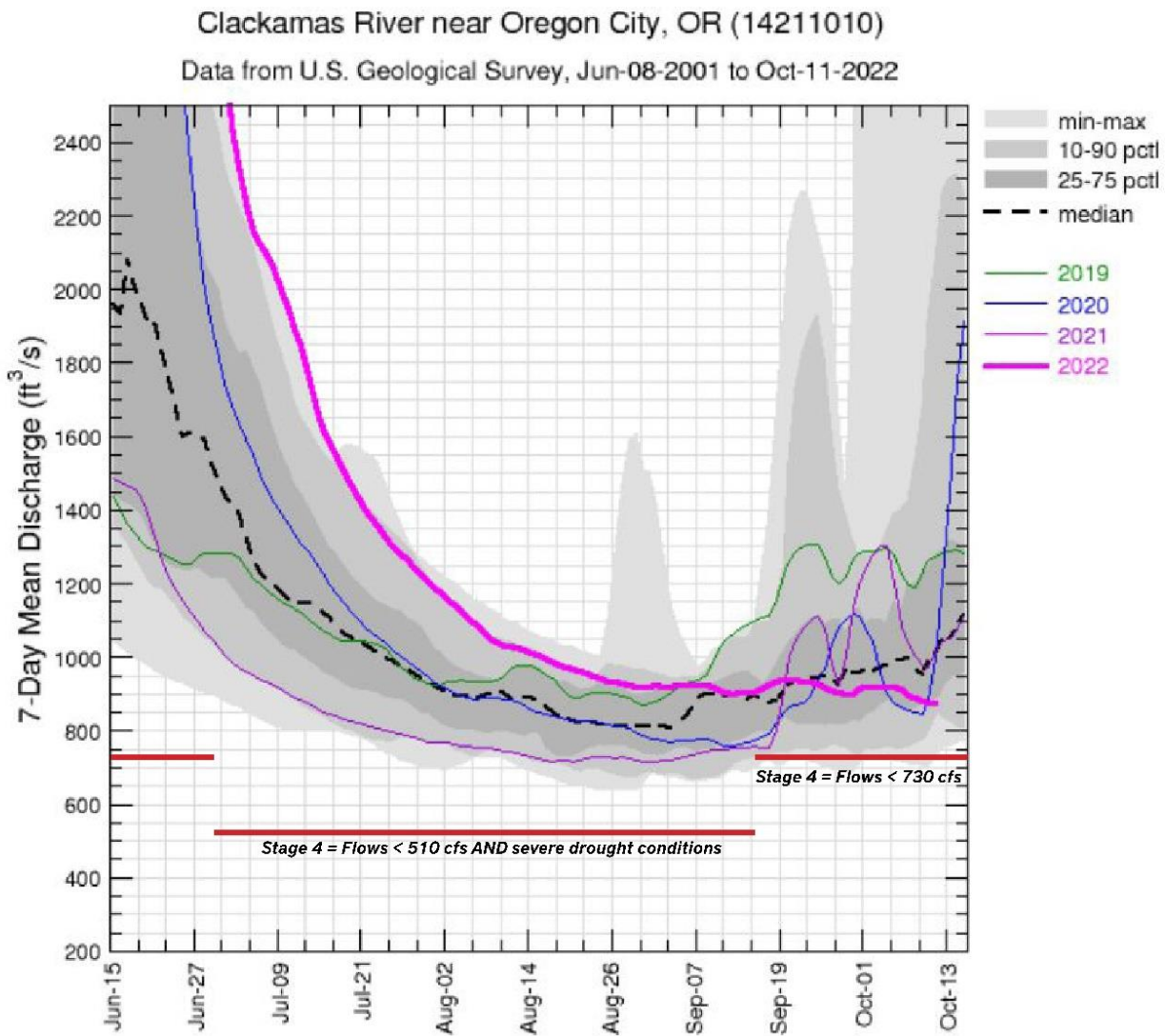
General water quality parameters (pH, temperature, chlorine, TDS, hardness, alkalinity) were collected throughout the distribution system at 16 locations in the North and South systems.

Monthly watershed sampling was conducted at 4 long-term sampling locations for total organic carbon, nutrients (nitrate/nitrite, total phosphorus, orthophosphate, etc.), coliform density, pH, dissolved oxygen, TDS, and temperature.

Weekly algae monitoring is occurring at 3 locations in the North Fork Reservoir and CRW's intakes. This work includes species monitoring with the FlowCAM and nutrient analysis.

Raw water at our intakes was tested for giardia and cryptosporidium.

- As of October 10th, the **7-day average discharge** of the Clackamas River near Oregon City is around **88% of the median**.
- The **three-month climate outlook** (Oct. – Dec.) indicates probabilities favoring **above average precipitation** and **near-average temperatures** in NW Oregon.
- The **8-14-day outlook** favors **above-normal temperature** and **near-normal precipitation** throughout the state.



Tue Oct 11 12:15:57 2022