



**Clackamas River Water**

# **Monthly Update**

*February 2023*



- Monthly Update ..... 3
  - Purchase Order Report.....3
  - Contracts Log..... 4
  - Summary of Legal..... 4
  - Public Records Request Received ..... 4
  - Financial Reports ..... 5
  - Statistics ..... 6
  - Activity Reports ..... 7
- System Operations ..... 8
  - Operation Statistics..... 8
  - Project Updates..... 9-10
- Water Resources & Water Quality ..... 11
  - Water Distribution Charts ..... 11
  - Sampling Reports ..... 12
    - Regulatory ..... 12
    - Non-Regulatory ..... 12
  - Winter Conditions Report ..... 13

Purchase Order Report- January 2023

---

**Purchas Order Report - Jan 2023**

**Vendor:** 03329 - PACIFIC MARKETING AND PROMOTION

<b>PO #</b>	<b>Description</b>	<b>Date</b>	<b>Total Amount</b>
23-0094	ORANGE TEE SHIRTS	01/19/2023	644.00

**Vendor:** 04147 - CITY WIDE TREE SERVICES INC

<b>PO #</b>	<b>Description</b>	<b>Date</b>	<b>Total Amount</b>
23-0095	TREE REMOVAL SERVICES FY 2023	01/23/2023	10,000.00

**Vendor:** 04387 - KNL INDUSTRIES

<b>PO #</b>	<b>Description</b>	<b>Date</b>	<b>Total Amount</b>
23-0093	PAVING SERVICES	01/09/2023	10,000.00

## Contract Log

(Executed since last board meeting January 12, 2023)

Company	Product / Service	Rates	Eff. Date	Exp. Date	New/Amended/ Extended
Northwest Mechanical LLC	HVAC Maintenance	NTE \$50,000	2/1/23	1/31/24	Extended

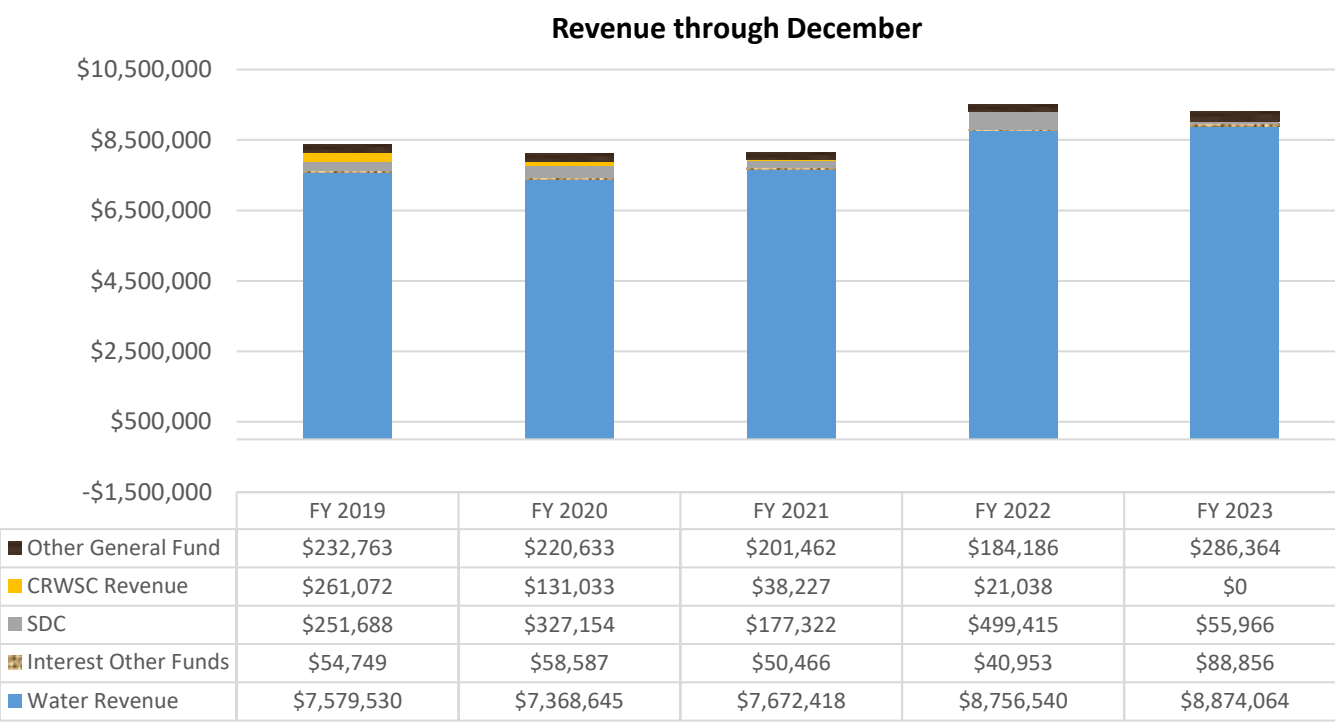

## Summary of Legal

### January 2023

Harrang Long Gary Rudnick monthly retainer \$ 4,600.00  
Harrang Long Gary Rudnick work outside of retainer/Client Cost \$  
Sub-contracted legal services \$ \_\_\_\_\_  
**Total Legal \$ 4,600.00**

## Public Records Request Received

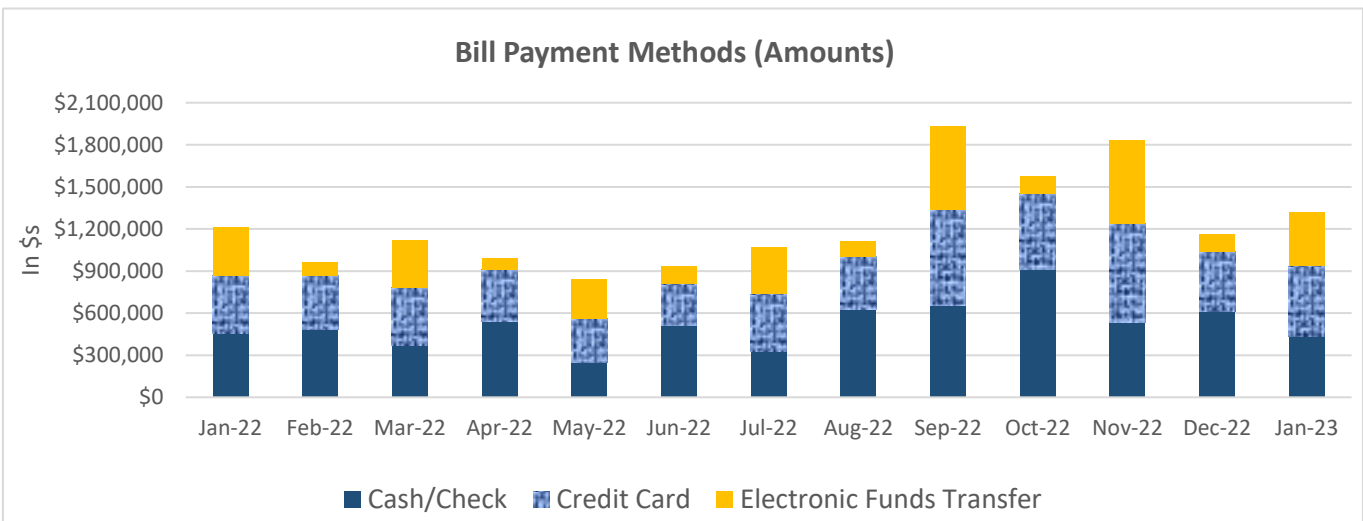
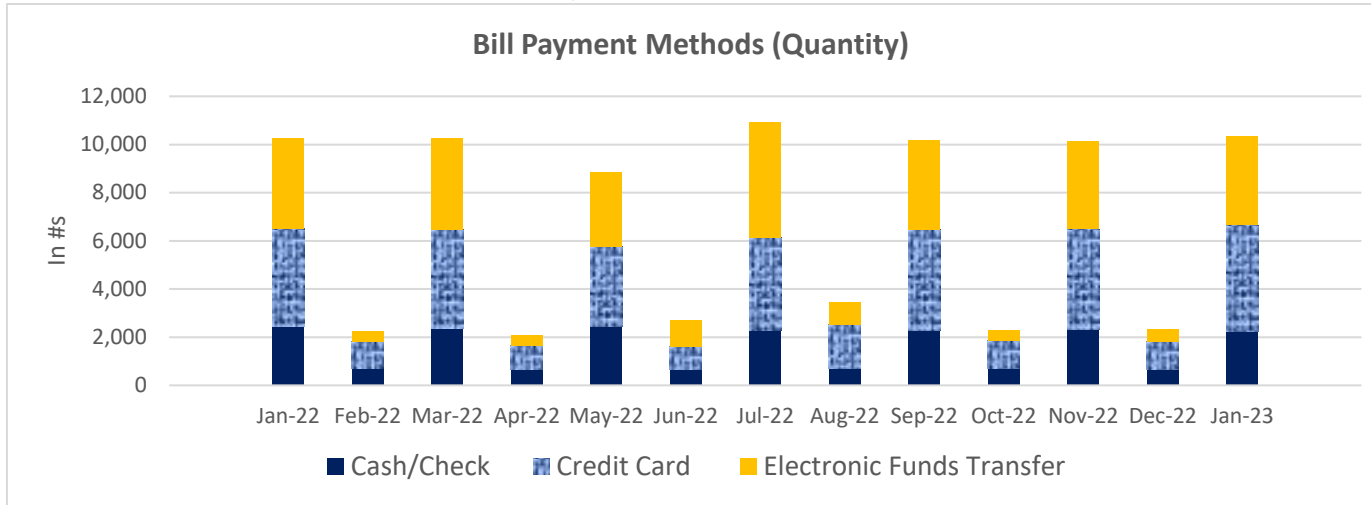
**Number of Records Requests Received in January 2023 0**



1) SDC revenue is lower than the prior year due to a reduction in new construction projects in the district. 2) Other General Fund revenue is higher primarily due to increasing interest rates. 3) There are no costs for CIP Bond or CRWSC as those funds have been closed out but will be reported in the 5-year graph. 4) GF-Capital Outlay is higher than prior years due to purchased equipment but is in line with budget.

(as of the end of January 2023)

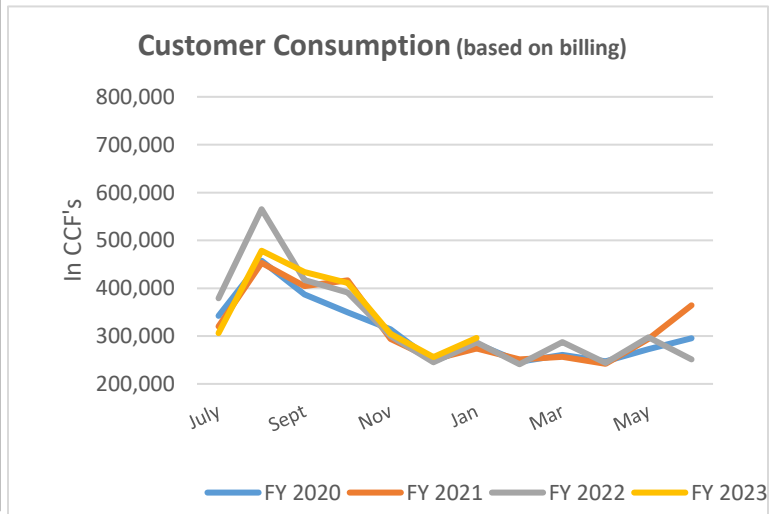
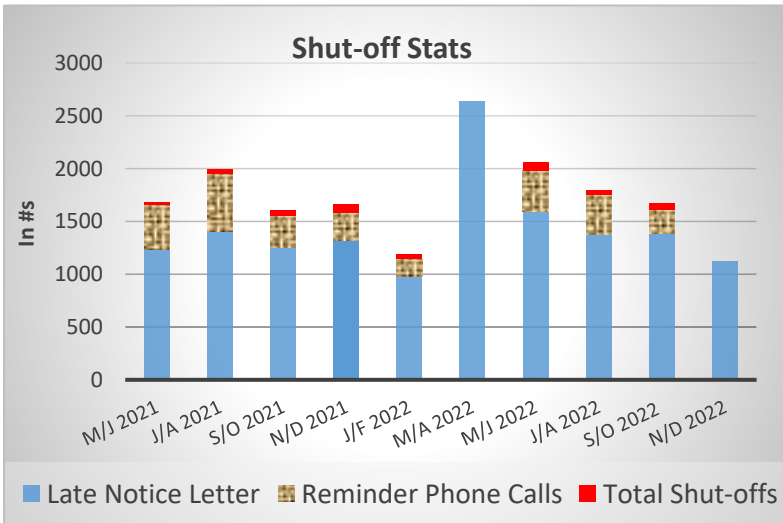
Residential Customers are billed on even months, Commercial Customers are billed on odd months.



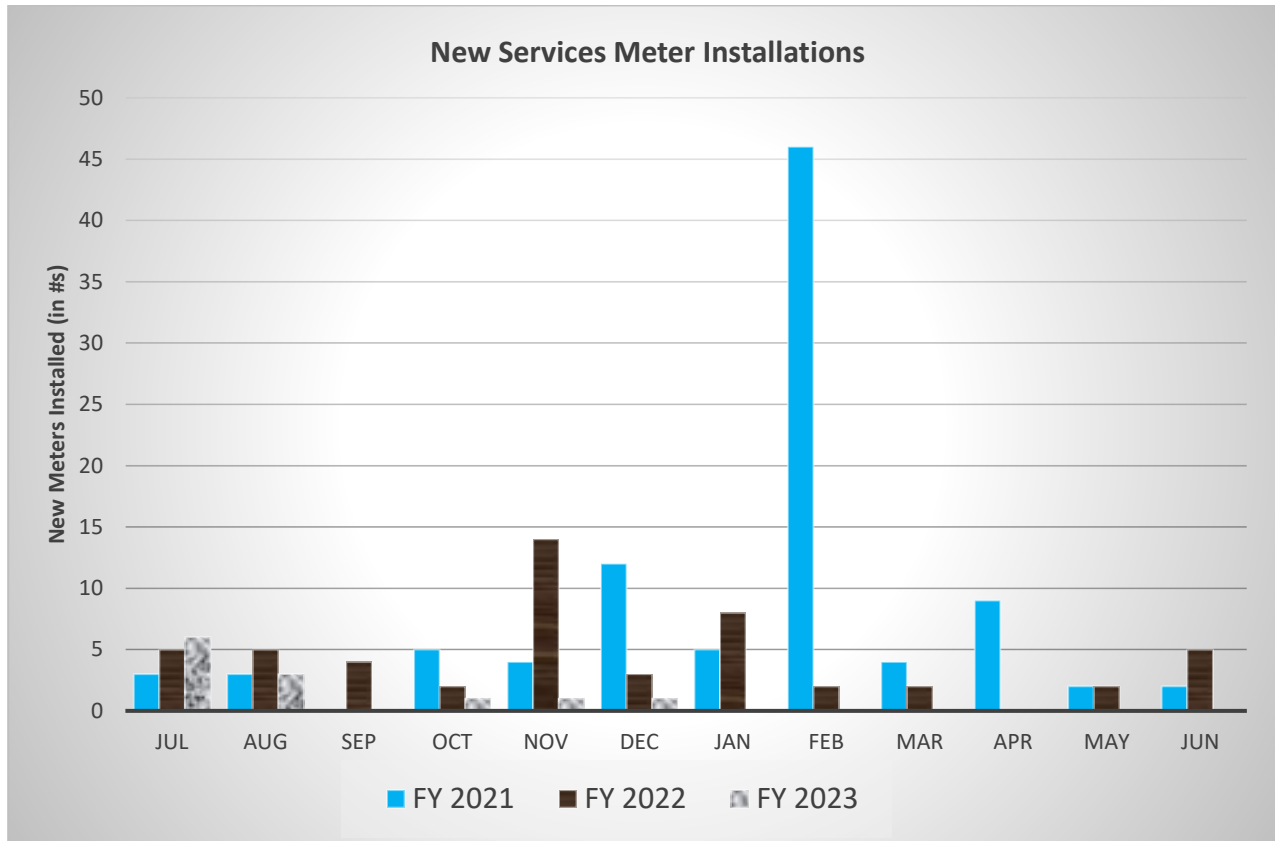
Cash/Check – Received via Lockbox, Counter

Credit Card – Received via CRW Initiated Automatic Payment, Walk-ins/Phone Calls, and Website

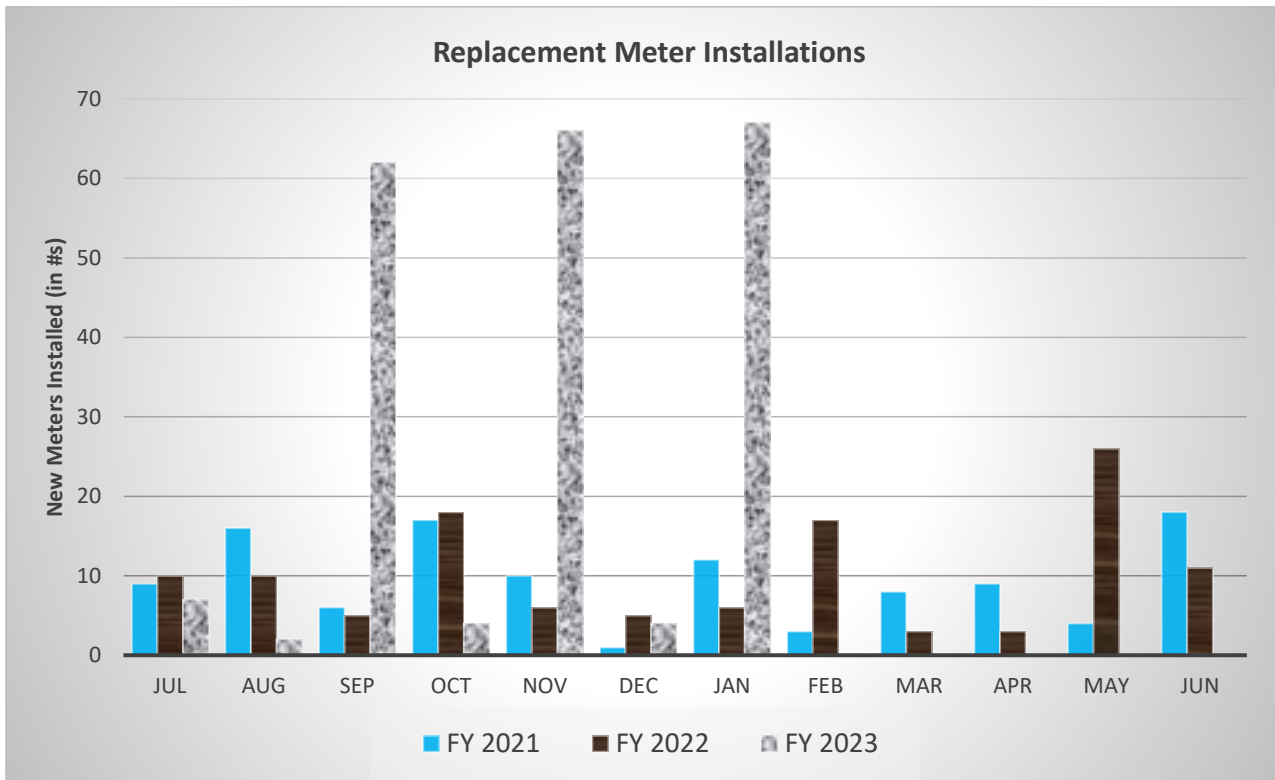
Electronic Funds Transfer – Received via Bank-to-Bank Transfer, Automatic Checking Withdrawal (RapidPay)



\*Reminder Phone Calls are made during the even months. Shut offs occur the following month. \*\*Jan/Feb late notice number is an estimate \*No late notices Sept-Dec. '20; reinstated February and sent in May 2021



No new services for Sept. FY21, April F22, Sept. FY 22, Sept. FY 23, Jan FY23



**Annual 2023 Goal for Meter Replacement is 350- Year to date is 67**

## Operation Statistics

---

	Leak Repairs Made (all pipe sizes)	Leak Detection Completed (miles)	Hydrant Maintenance	Locate Requests	Valve Maintenance & Mapping	After-hours Callouts	Meter Maintenance Tasks	Cross Connection Inspections
Jan. 2023	0	0.0	6	374	95	3	47	0
Feb. 2023								
Mar. 2023								
April 2022								
May 2023								
June 2023								
July 2023								
Aug. 2023								
Sep. 2023								
Oct. 2023								
Nov. 2023								
Dec. 2023								
<b>Total to Date</b>	<b>0</b>	<b>0.0</b>	<b>6</b>	<b>374</b>	<b>95</b>	<b>3</b>	<b>47</b>	<b>0</b>
<b>2023 Annual Goal</b>	N/A	120.0	1,110	N/A	500	N/A	N/A	96

Note - Annual maintenance goals are established based on several criteria including; AWWA Best Management Practices, identified system priority maintenance and repair focus needs, and internal/external project forecasts.



Private Development Projects

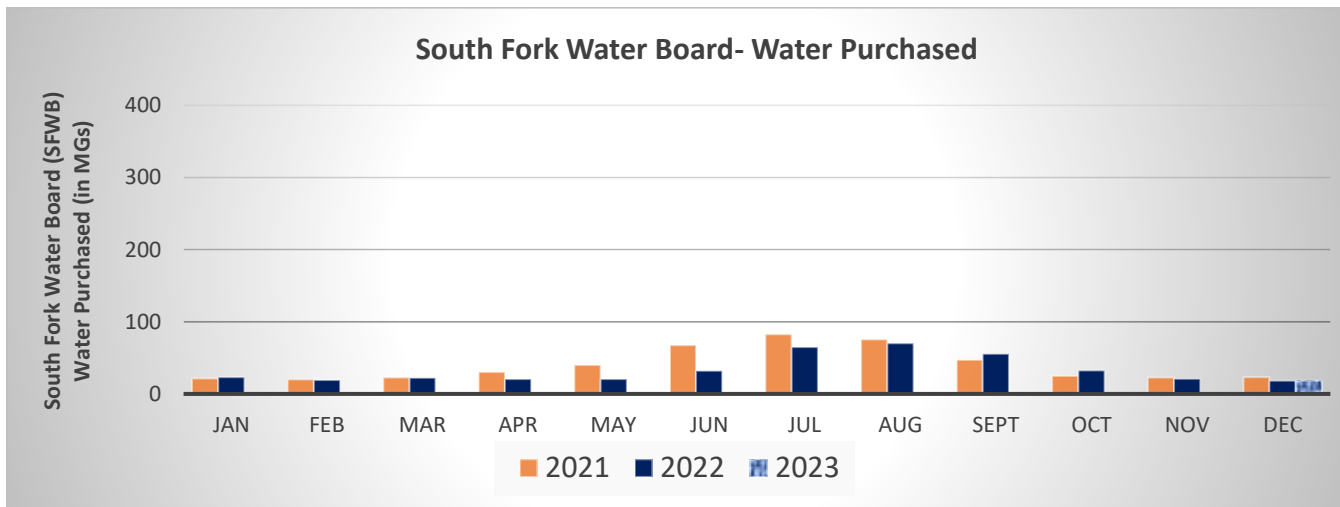
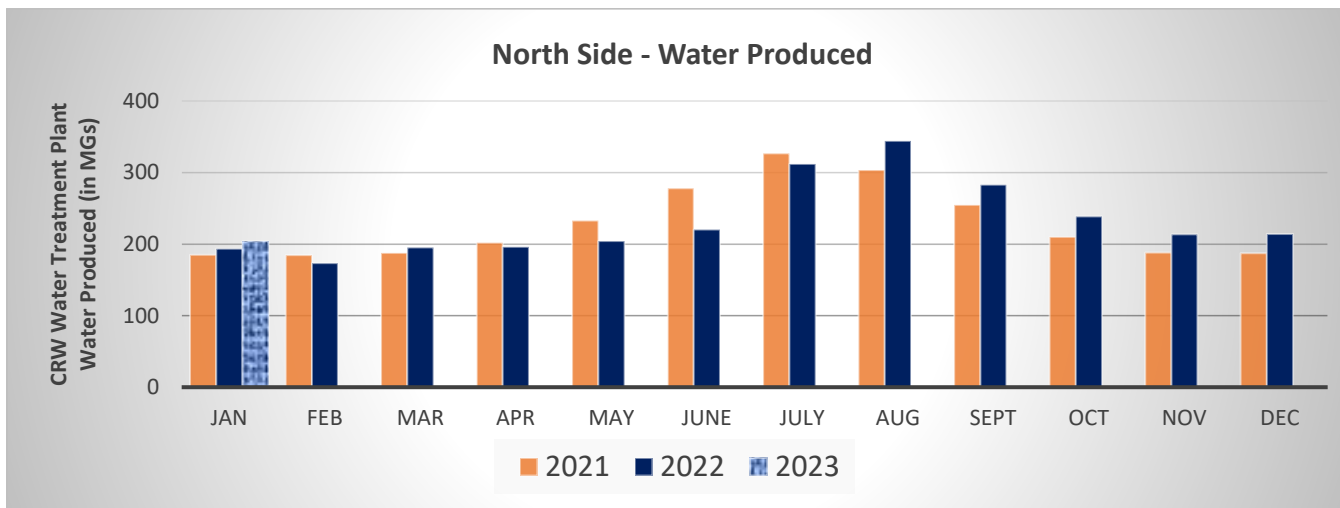
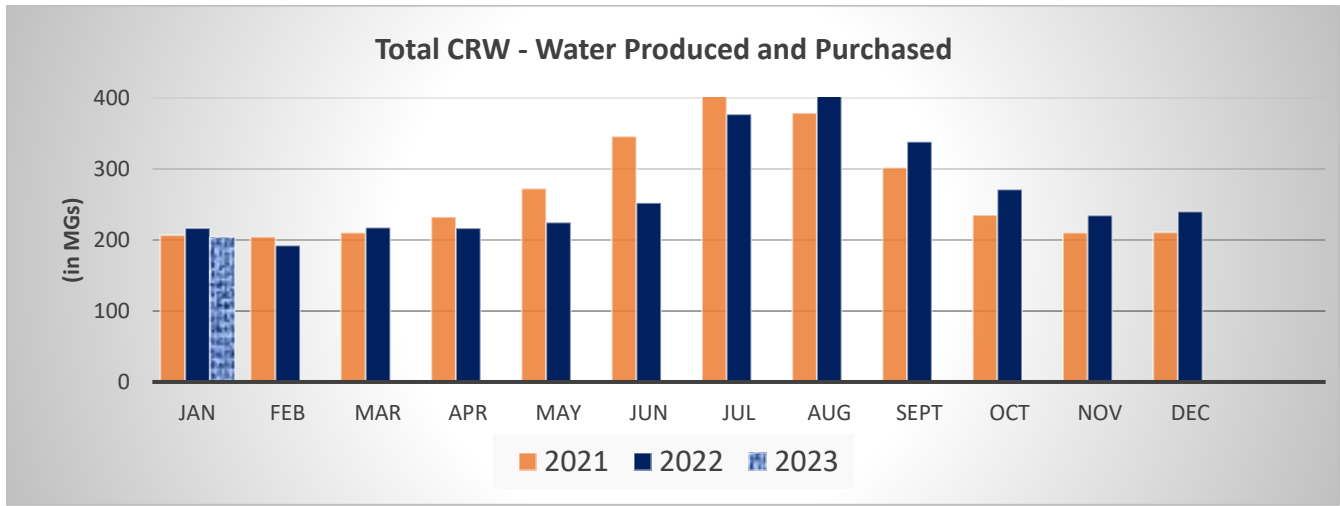
Private Project Tracking – January 2023

Project No.	Name	Description	Phase	Status
<b>16-5205 Private</b>	Glen Oak Master Meter	8" Master Meter to Oregon City	Const.	Complete. Wholesale account with Oregon City in force.
<b>20-5262 Private</b>	Bonaventure Senior Living	6" fire service and 3" meter	Const.	Pending Construction start.
<b>20-5272 Private</b>	Elite Motors	8" Main and 1" Meter	Design	No activity.
<b>21-5283 Private</b>	NCSD Facility	1 - 6" Fire Service 3 - domestic meters	Const.	Punch list underway.
<b>21-5284 Private</b>	Quail Park	15 lot subdivision in Milwaukie	Const.	Complete.
<b>21-5285 Private</b>	130 <sup>th</sup> Industrial Park	3-fire services 3-commercial services	Const.	Construction underway.
<b>18-5288 Private</b>	Copper Heights	Residential 30 lot subdivision	Const.	Construction underway, no water work yet.
<b>21-5289 Private</b>	224 Logistics Center	Unified Grocer site; 4 fire & 4 Domestic Services	Design	Plan review in Progress.
<b>22-5293 Private</b>	Crosswhite Industrial	New 6" fire service	Const.	Pending Construction start.
<b>22-5294 Private</b>	Clackamas CLT	8" main extension for 10 lot subdivision	Design	Design Review in Progress.
<b>22-5295 Private</b>	Jannsen Multi-Family	New fire and domestic service for 8-plex development.	Design	Design Review in Progress
<b>22-5298 Private</b>	Serres Farms Subdivision	7-lots of subdivision	Design	Preparing development agreement

Capital Project Tracking – January 2023

Project No.	Name	Total Budget BN 2021-23	Total to Date* (thru last month)	Remaining Budget	Status
5274	ODOT/City/Clackamas County DTD	\$250,000	\$10,662	\$239,338	
Utility coordination and adjustments at: Johnson Cr. Blvd at 79th Place Signals; WES force mains, ODOT 82nd Ave. improvements.					
5275	Athens Drive Waterline	\$641,000	\$516,373	\$124,627	Complete
5276	Fawn Ct. Waterline	\$277,000	\$0	\$277,000	No Activity.
Fawn Ct is a waterline replacement in a short cul-de-sac. The project is tentatively scheduled for design and construction later in the biennium; however, staff is keeping an eye on increasing costs of other projects.					
5277	Leland Road Master Meter	\$493,000	\$1,850	\$491,150	No Activity
Discussing with Oregon City logistics and impact of meter transfers.					
5273	Redland Rd. Waterline Phase 1	\$1,080,000	\$197,244	\$882,756	Design 90% complete
County is acquiring Right-of-Way. County has schedule shows project bid in May of 2023 construction to start in June. CRW has pre-purchased pipe and valves to mitigate material lead time delays.					
5270	Linwood Road Improvements	\$328,000	\$201,360	\$126,640	Project Bidding
Construction IGA with County for service work performed by County Contractor to be prepared after Contractor selection.					
5278	Monroe Street Improvements	\$940,000	\$6,232	\$933,767	Design phase
County road improvement schedule has construction in 2024. Staff is collecting data and researching project for design and construction in 2023 prior to County project.					
5279	Maplelane Road Waterline	\$846,000	\$62,201	\$783,799	Pending Construction Start
Project has been bid, a contractor selected, and contracts signed. Notice to proceed issued for a March construction start with completion in June.					
5280	Pump Station Chlorine	\$168,000	\$12,978	\$155,022	Design in progress
Continuing to research chlorine systems for current and future demand. Designing spaces to house the equipment.					
5281	WTP Polymer Feed System	\$476,000	\$3,560	\$472,440	Design phase
Researching feed systems and designing location on first floor within WTP.					
5282	WTP Filter Valve Replacement	\$692,000	\$15,770	\$676,230	Valve procurement
Valves and actuators have been ordered. Delivery is estimated in May 2023. An installation contract is being prepared and will be advertised for contractors nearer valve delivery date.					
5253	82nd Dr. Waterline - Phase 1 (Carryover)	\$97,000	\$46,974	\$50,026	Complete.
5287	90th St PS Electrical		\$55,825	(\$55,825)	Complete.
5291	I-205 Crossing		\$752	(\$752)	
5292	Johnson Creek Blvd. Improv.		\$1,140	(\$1,140)	
5243	CRC Mobility Improvements		\$3,285	(\$3,285)	
<b>Totals</b>		\$6,288,000	\$1,136,207	\$5,151,793	

Notes: 1) Includes all costs through all project phases (planning, design, construction) spanning multiple fiscal periods as applicable. 2) December data does not include overhead



\*The quantity of water purchased in January 2023 from South Fork was not available at the time of printing. The January amount will be reported in the next monthly report.

### **Regulatory**

All 73 samples collected and analyzed for the January monitoring period showed no presence of coliform/E. coli bacteria.

Quarterly Disinfection By-Product sampling was conducted at 4 locations in the North Service Area and 4 locations in the South Service Area distribution systems.

### **Non-Regulatory**

General water quality parameters (pH, temperature, chlorine, TDS, hardness, alkalinity) were collected throughout the distribution system at 19 locations in the North and South systems.

Monthly watershed sampling was conducted at 4 long-term sampling locations for total organic carbon, VOCs (Volatile Organic Chemicals), nutrients (nitrate/nitrite, total phosphorus, orthophosphate, etc), coliform density, pH, dissolved oxygen, TDS, and temperature.

Raw water at our intakes was tested for giardia and cryptosporidium.

# Winter Conditions Reports

- As of February 1st, the Willamette basin snowpack was 90% of median. Last year at the start of February the snowpack was 167% of median.
- January precipitation in the Willamette basin was 43% of normal. Precipitation since the beginning of the water year (October 1 – February 5) has been 77% of normal.
- The April through September streamflow forecasts in the Clackamas River at Estacada is 91% of median.
- The three-month outlook from the NOAA Climate Prediction Center calls for elevated chances of below normal temperatures for Oregon, and normal precipitation for western Oregon.

