



Clackamas River Water

Monthly Update

November 2024



- Monthly Update 3
 - Purchase Order Report..... 3
 - Contracts Log..... 4
 - Summary of Legal..... 4
 - Public Records Request Received 4
 - Financial Reports 5
 - Statistics 6
 - Activity Reports 7
- System Operations 8
 - Operation Statistics 8
 - Project Updates..... 9-10
- Water Resources & Water Quality 11
 - Water Distribution Charts 11
 - Sampling Reports 12
 - Regulatory 12
 - Non-Regulatory 12
 - River Flow Conditions Report..... 13

Purchase Order Report- October 2024

Purchase Order Report October 2024

Vendor: 00011 - HACH COMPANY

| PO # | Description | Total Amount |
|---------|---------------------------|--------------|
| 25-0091 | CHLORINE AND PH ANALYZERS | 15,495.93 |

| PO # | Description | Total Amount |
|---------|--------------------------------------|--------------|
| 25-0093 | CHLORINE ANALYZERS AND APPURTENANCES | 15,495.93 |

Vendor: 00018 - PITNEY BOWES GLOBAL FIN SVC LL

| PO # | Description | Total Amount |
|---------|----------------|--------------|
| 25-0088 | POSTAGE REFILL | 9,000.00 |

Vendor: 00107 - UNITED SITE SERVICES INC

| PO # | Description | Total Amount |
|---------|--|--------------|
| 25-0057 | PORTABLE RESTROOM CLEANING AND RENTALS | 20,000.00 |

Vendor: 00287 - ENVIRONMENTAL RESOURCE ASSOC

| PO # | Description | Total Amount |
|---------|----------------------------------|--------------|
| 25-0089 | PROFICIENCY MICROBIOLOGY TESTING | 2,519.37 |

Vendor: 03388 - RDO-VERMEER LLC

| PO # | Description | Total Amount |
|---------|---|--------------|
| 25-0087 | REGULAR MAINTAINENCE, EQUIPMENT AND PARTS | 5,000.00 |

Vendor: 03568 - LEGGETT ASPHALT INC

| PO # | Description | Total Amount |
|---------|----------------|--------------|
| 25-0031 | ASPHALT REPAIR | 25,000.00 |

Vendor: 04250 - CIMCO-GC SYSTEMS, LLC, DBA GC SYSTEMS

| PO # | Description | Total Amount |
|---------|--------------|--------------|
| 25-0086 | PRV REBUILDS | 9,318.00 |

Vendor: 04646 - RESYS INCORPORATED

| PO # | Description | Total Amount |
|---------|--|--------------|
| 25-0090 | ANNUAL MAINTENANCE OF DI WATER SYSTEM, RESYS | 5,000.00 |

Vendor: 04648 - KENNEDY CONSTRUCTION, KENNEDY RESTORATION

| PO # | Description | Total Amount |
|---------|--------------------------------------|--------------|
| 25-0092 | REMEDIATION SERVICES- SYSOPS KITCHEN | 7,847.39 |

Contract Log

(Executed since last board meeting October 17, 2024)

| Company | Product / Service | Rates | Eff. Date | Exp. Date | New/Amended/ Extended |
|------------------------------|--------------------------------|---------------|-----------|-----------|---|
| Carollo Engineers | On-Call Engineering Services | NTE \$100,000 | 11/1/24 | 10/31/26 | New. Approved by the Board 10/17 |
| City Wide Facility Solutions | Janitorial services & supplies | NTE \$86,000 | 4/1/24 | 3/31/24 | Increased NTE approved by the Board 10/17 |
| Conсор North America Inc | On-Call Engineering Services | NTE \$100,000 | 11/1/24 | 10/31/26 | New. Approved by the Board 10/17 |
| Crystal Greens Landscaping | On-Call Snow removal/deicing | NTE \$20,000 | 11/1/24 | 4/30/25 | New |
| Kennedy/Jenks Consultants | On-Call Engineering Services | NTE \$100,000 | 11/1/24 | 10/31/26 | New. Approved by the Board 10/17 |
| Portland Engineering LLC | On-Call SCADA Support Services | NTE \$100,000 | 12/1/23 | 12/31/25 | Extended. NTE approved by the Board July 2024 |
| Portland Engineering LLC | SCADA Master Plan Ph 1 work | NTE \$62,880 | 10/21/24 | 5/31/25 | New |
| RH2 Engineering Inc. | On-Call Engineering Services | NTE \$100,000 | 11/1/24 | 10/31/26 | New. Approved by the Board 10/17 |
| West Yost Assoc. | On-Call Engineering Services | NTE \$100,000 | 11/1/24 | 10/31/26 | New. Approved by the Board 10/17 |
| | | | | | |

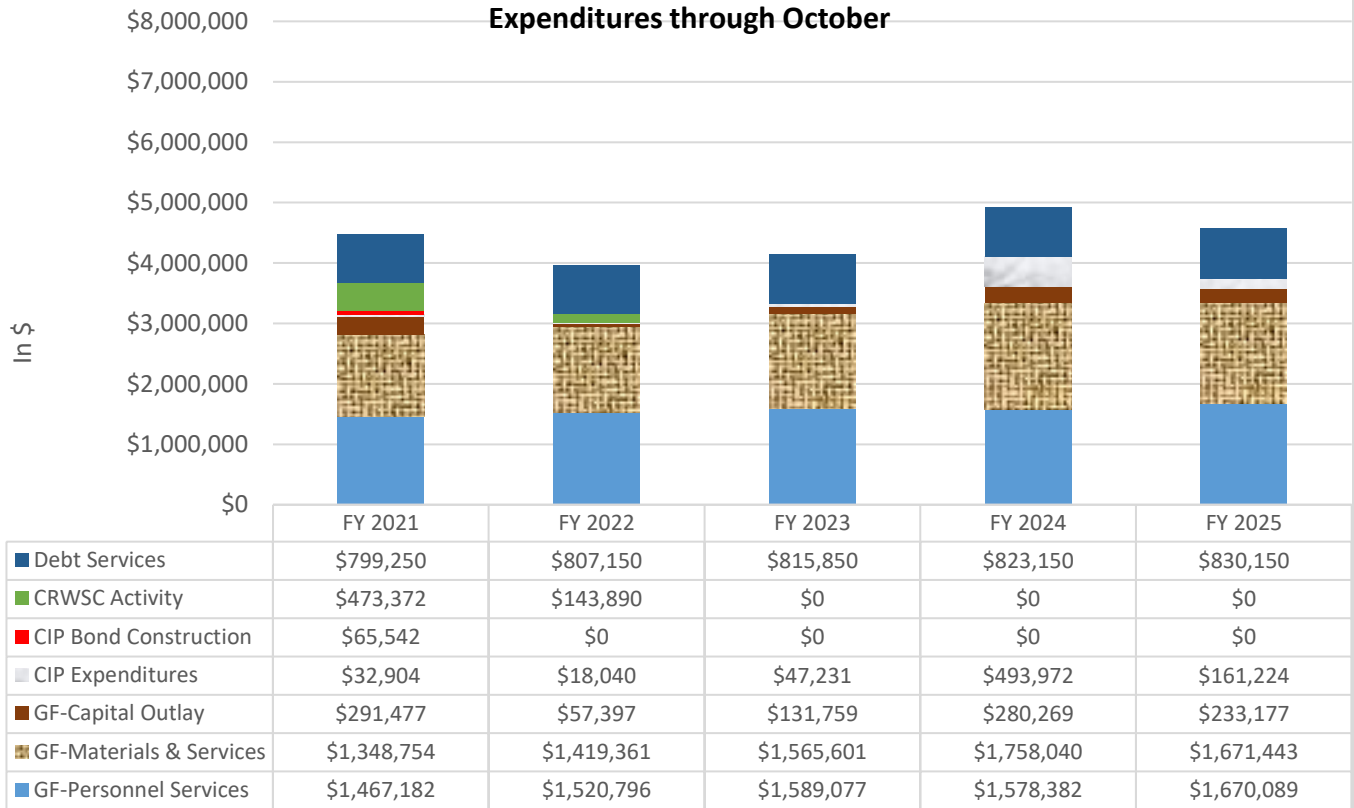
Summary of Legal

| | <i>October 2024</i> |
|--|---------------------|
| Harrang Long Gary Rudnick monthly retainer | \$ 4,600.00 |
| Harrang Long Gary Rudnick work outside of retainer/Client Cost | \$ |
| Sub-contracted legal services | \$ _____ |
| Total Legal | \$ 4,600.00 |

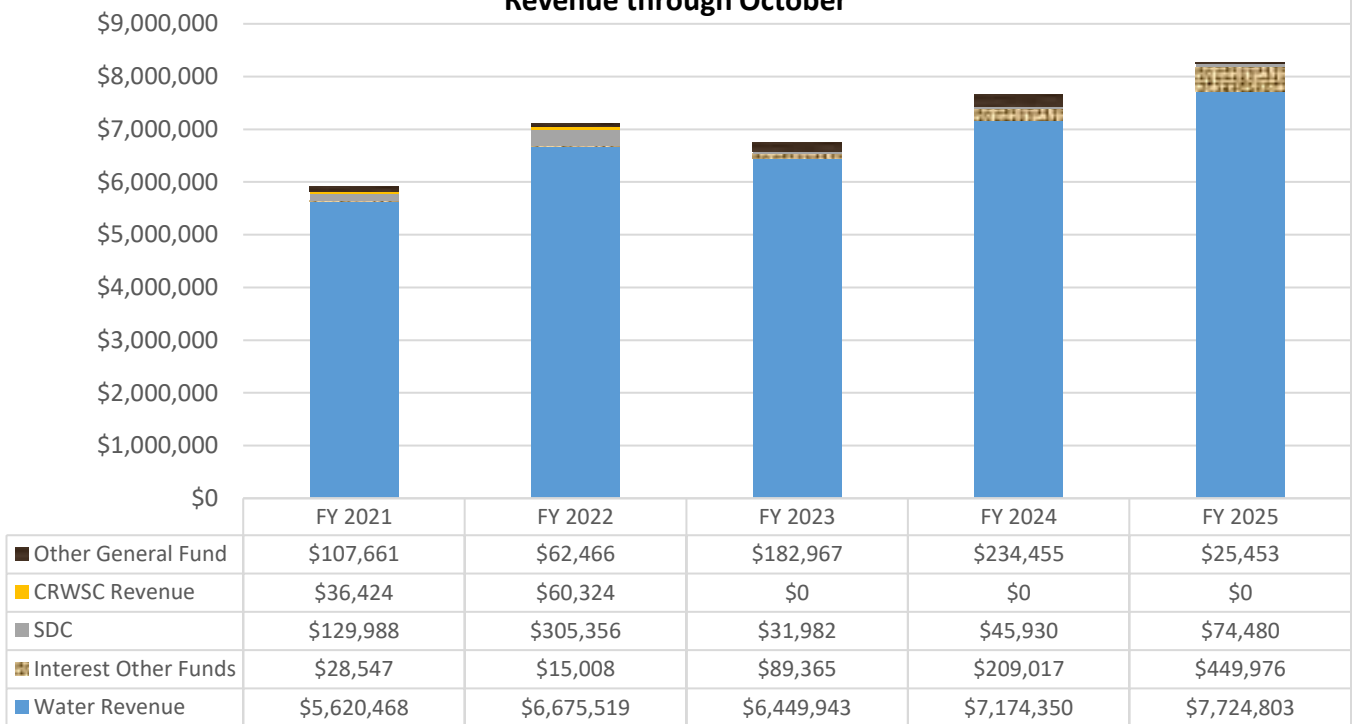
Public Records Request Received

Number of Records Requests Received in October 2024 **1**

Expenditures through October



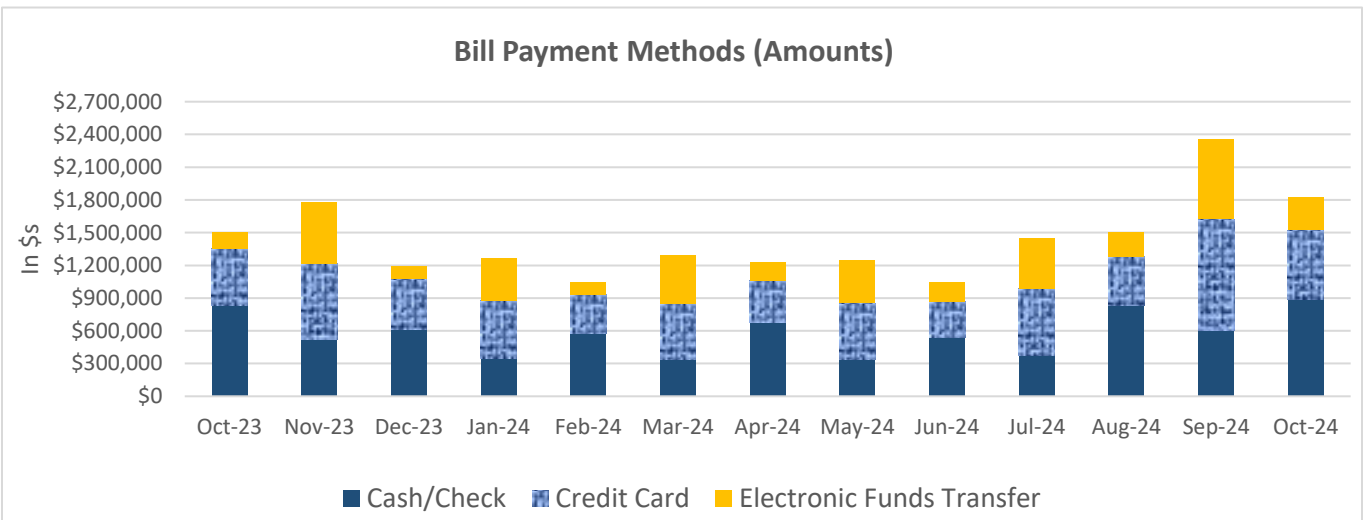
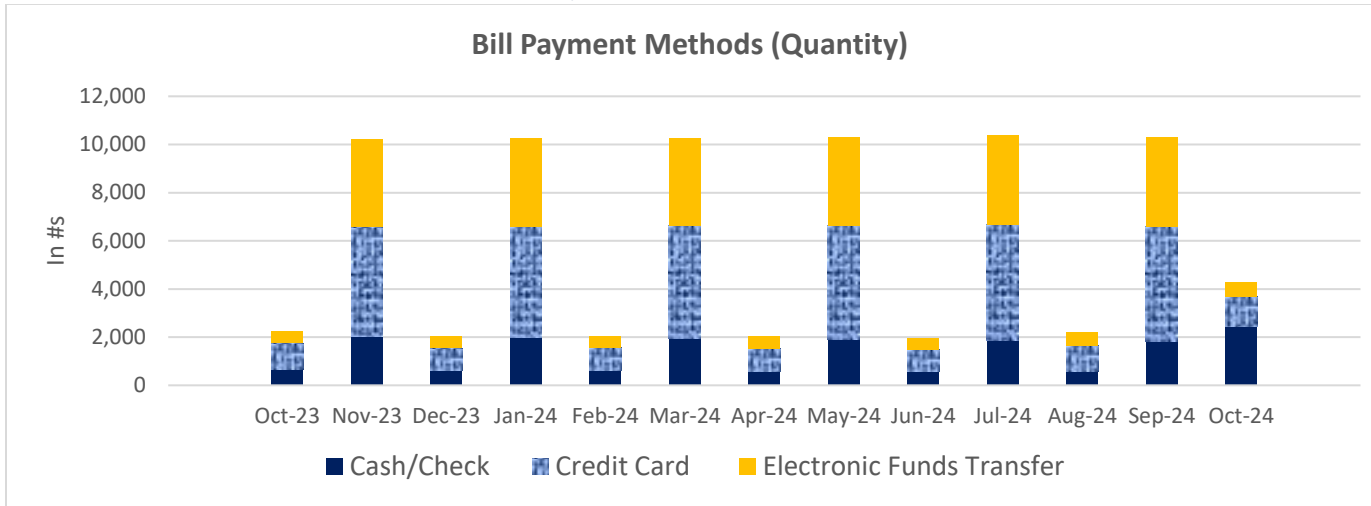
Revenue through October



- 1) Water Revenue is higher than prior years due to unusually higher temperatures in July and increased rates. 2) Interest Other Fund revenue is higher primarily due to increasing interest rates and a higher account balance. 3) Other General Fund Revenue is lower compared to last year due to lower Grant Funds received 4) CIP expenditure is low with the completion of several projects in FY24. 5) GF-Personal Services is high due to implementation of the new salaries that were applied retroactively. 6) Payment for debt service occurs in Oct each year 7) There are no costs for CIP Bond or CRWSC as those funds have been closed out but will be reported in the 5-year graph.

(as of the end of October 2024)

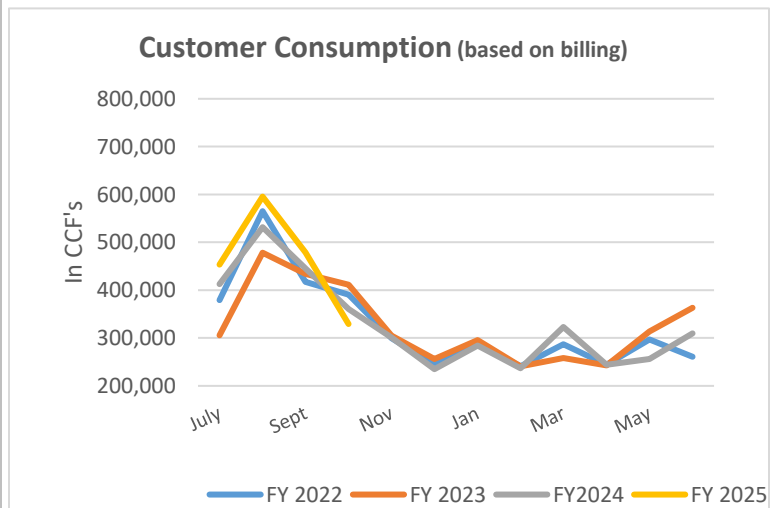
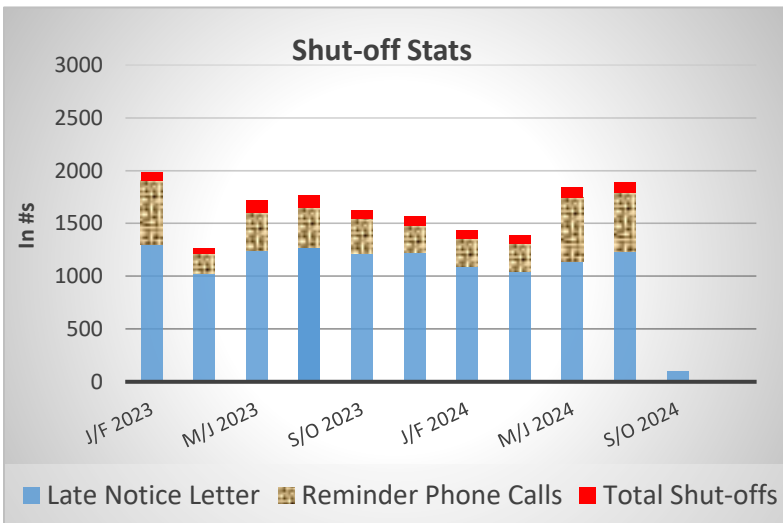
Residential Customers are billed on even months, Commercial Customers are billed on odd months.



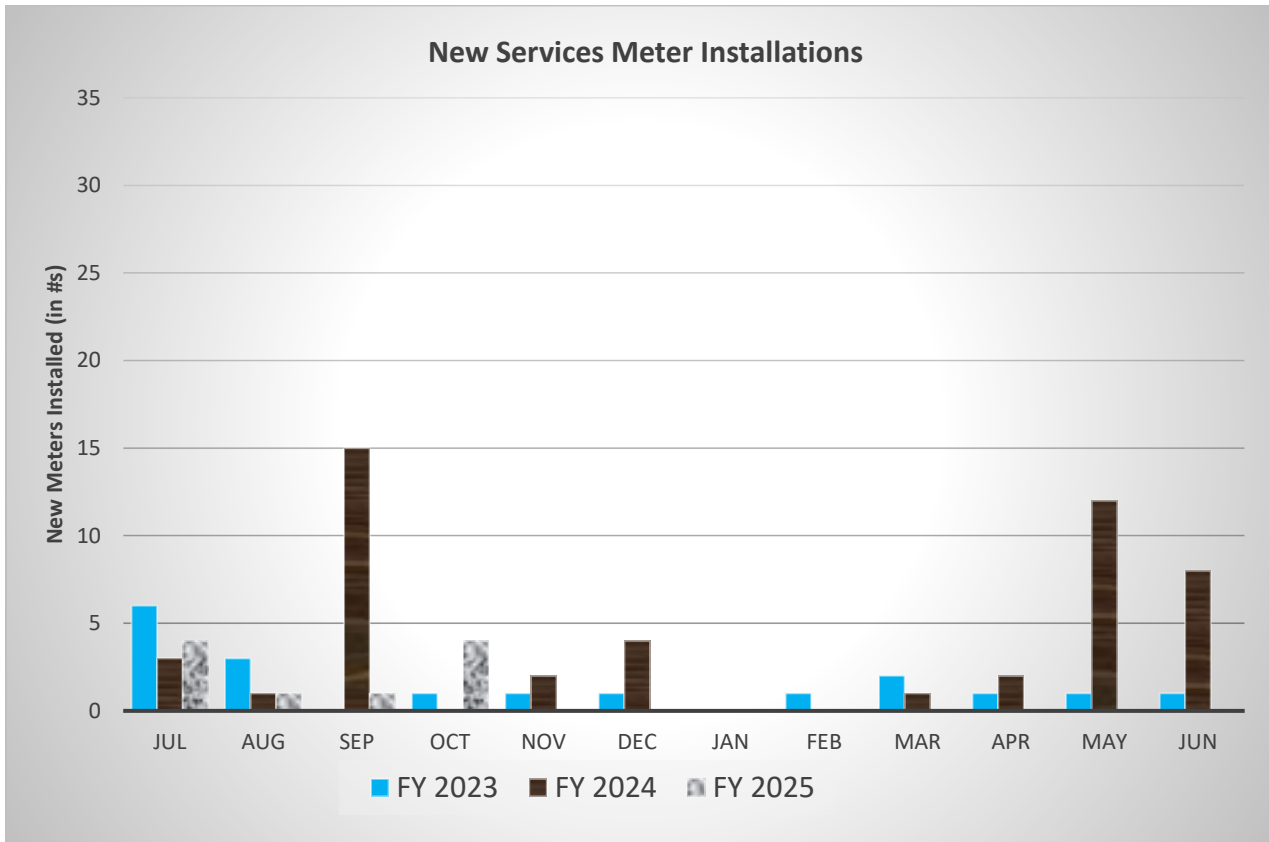
Cash/Check – Received via Lockbox, Counter

Credit Card – Received via CRW Initiated Automatic Payment, Walk-ins/Phone Calls, and Website

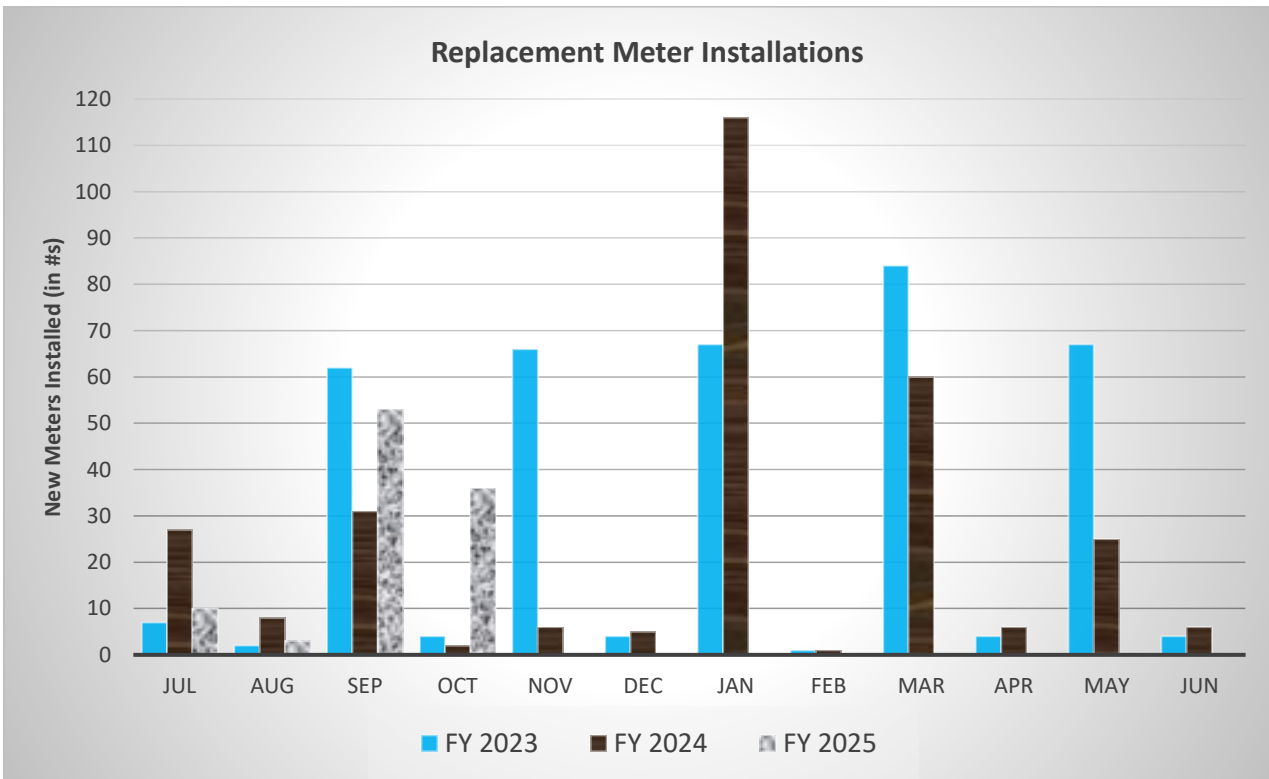
Electronic Funds Transfer – Received via Bank-to-Bank Transfer, Automatic Checking Withdrawal (RapidPay)



*Reminder Phone Calls are made during the even months. Shut offs occur the following month. **Jan/Feb late notice number is an estimate *No late notices Sept-Dec. '20; reinstated February and sent in May 2021



No new services for Sept. FY21, April F22, Sept. FY 22, Sept. FY 23, Jan FY23, Oct. FY24, Jan FY24, Feb FY24



Annual 2024 Goal for Meter Replacement is 350- Year to date is 316

Operation Statistics

| | Leak Repairs Made (all pipe sizes) | Leak Detection Completed (miles) | Hydrant Maintenance | Locate Requests | Valve Maintenance & Mapping | After-hours Callouts | Meter Maintenance Tasks | Cross Connection Inspections |
|-------------------------|------------------------------------|----------------------------------|---------------------|-----------------|-----------------------------|----------------------|-------------------------|------------------------------|
| Jan. 2024 | 3 | 0 | 38 | 311 | 4 | 28 | 60 | 5 |
| Feb. 2024 | 0 | 0 | 109 | 340 | 116 | 3 | 0 | 13 |
| Mar. 2024 | 1 | 0 | 4 | 397 | 7 | 3 | 86 | 16 |
| April 2024 | 0 | 0 | 91 | 483 | 18 | 3 | 0 | 0 |
| May 2024 | 1 | 0 | 21 | 469 | 35 | 4 | 44 | 15 |
| June 2024 | 0 | 22 | 126 | 402 | 1 | 5 | 0 | 10 |
| July 2024 | 3 | 19 | 127 | 423 | 0 | 7 | 50 | 2 |
| Aug. 2024 | 1 | 38 | 105 | 418 | 0 | 16 | 0 | 0 |
| Sep. 2024 | 3 | 0 | 6 | 391 | 61 | 8 | 56 | 0 |
| Oct. 2024 | 2 | 0 | 186 | 397 | 12 | 1 | 16 | 3 |
| Nov. 2024 | | | | | | | | |
| Dec. 2024 | | | | | | | | |
| Total to Date | 14 | 79 | 813 | 4031 | 254 | 78 | 312 | 64 |
| 2024 Annual Goal | N/A | 97 | 905 | N/A | 600 | N/A | N/A | 96 |

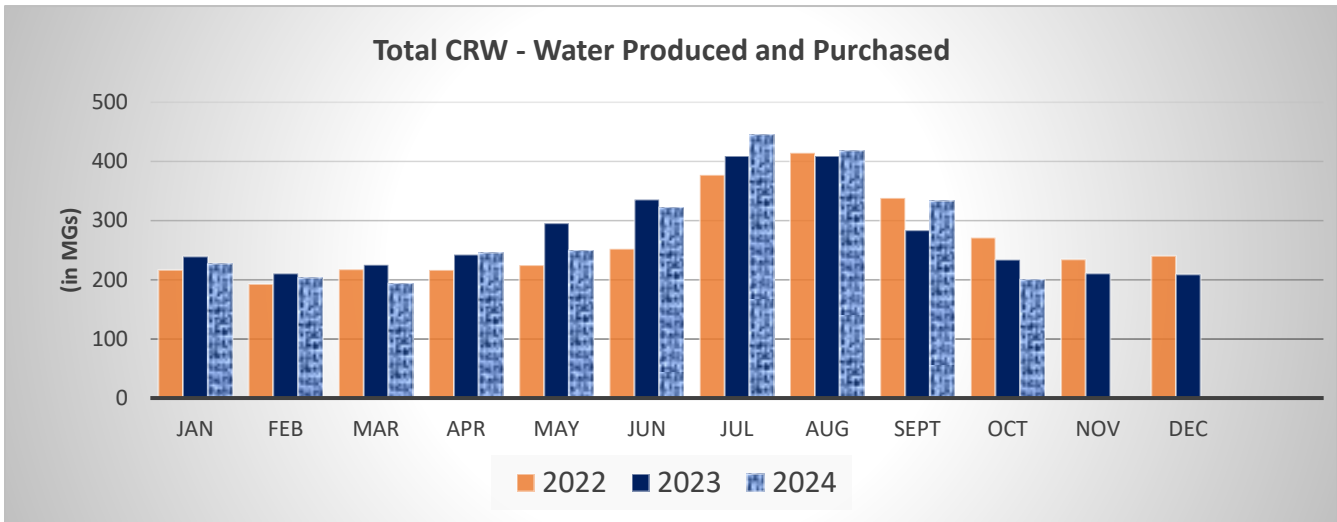
Note - Annual maintenance goals are established based on several criteria including; AWWA Best Management Practices, identified system priority maintenance and repair focus needs, and internal/external project forecasts.

Capital Project Status Report – October 2024

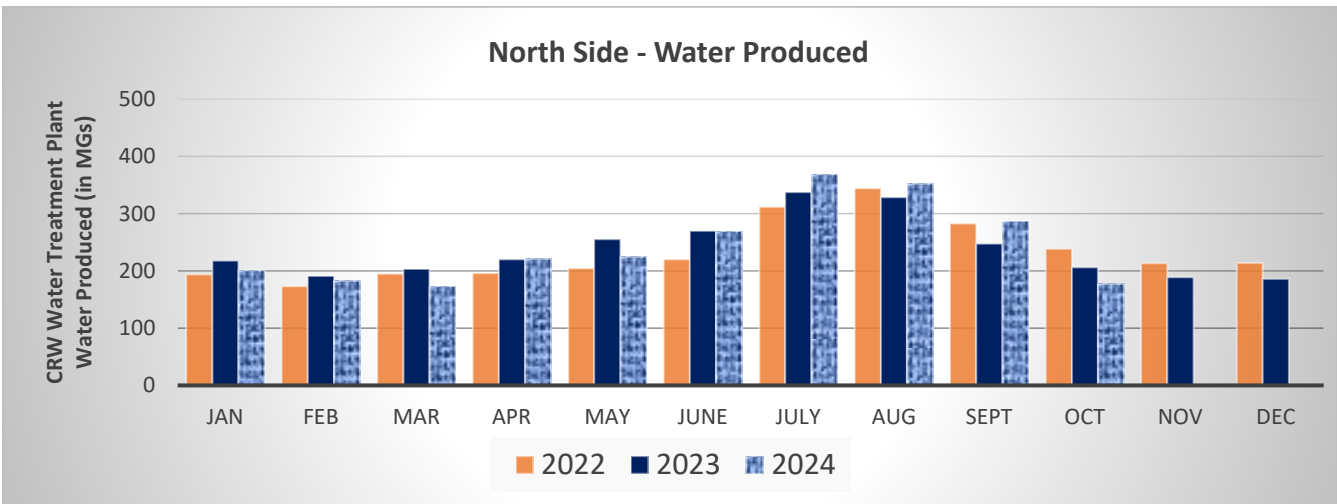
| Project No. | Name | Project Budget | Spent to Date | Remaining Project Budget | Project Status |
|---|--|----------------|---------------|--------------------------|----------------|
| 5301 | Trans/CRW Impact Projects | \$250,000 | \$10,844 | \$239,156 | |
| Utility coordination and adjustments at: Johnson Cr. Blvd at 79th Place Signals; ODOT 82nd Ave., Webster Rd. | | | | | |
| 5303 | 82 nd Dr. Waterline Phase 2 | \$1,041,000 | \$138,852 | \$902,148 | In Design |
| Conflict analysis and route selection on going. | | | | | |
| 5291 | I-205 Crossings: | \$1,119,000 | \$152,319 | \$966,681 | In Design |
| Design on going. | | | | | |
| 5306 | Redland Rd. Waterline Phase 2 | \$1,355,000 | \$773,409 | \$581,591 | Complete |
| Complete. | | | | | |
| 5307 | Redland Rd. PRV | \$1,003,000 | \$46,651 | \$956,349 | In Design |
| PRV valves in design. Redland Rd WL abandonment and service stage advertising for bid. | | | | | |
| 5308 | Low Lift PS Improvements | \$749,000 | \$7,355 | \$741,645 | In Design |
| Scoping project. | | | | | |
| 5309 | WTP Structural Improvements | \$1,000,000 | \$222,884 | \$777,116 | Construction |
| Repairs ongoing. Evaluating next steps. | | | | | |
| 5273 | Redland Rd. Waterline Phase 1 | \$666,000 | \$359,216 | \$306,784 | Complete |
| Complete. | | | | | |
| 5270 | Linwood Road Improvements | \$210,000 | \$127,553 | \$82,447 | Construction |
| Punch list items are ongoing. | | | | | |
| 5278 | Monroe Street Improvements | \$850,000 | \$55,704 | \$794,296 | In Design |
| County scheduled to advertise for construction in November 2024, construction start in 2025. | | | | | |
| 5280 | Pump Station Chlorine | \$142,000 | \$30,929 | \$111,071 | In Design |
| Procuring parts and equipment for chlorine tablet systems. Construction tentative during December 2024. | | | | | |
| 5281 | WTP Polymer Feed System | \$252,000 | \$938 | \$251,062 | In Design |
| Design at 30%. Construction tentative beginning of 2025. | | | | | |
| 5282 | WTP Filter Valve Replacement | \$1,302,000 | \$1,263,211 | \$38,789 | Complete |
| Complete. | | | | | |
| 5302 | King Rd Improvements | \$0 | \$15,277 | (\$15,277) | Design |
| Opportunity project with City of Milwaukie Road improvements. Approx. 1000 LF of waterline replacement. Exploring IGA with Milwaukie. | | | | | |
| 5305 | Webster Improvement | \$0 | \$39,628 | (\$39,628) | Construction |
| Construction tentative starts Nov 1. | | | | | |
| 5292 | Johnson Cr Blvd Improvements | \$0 | \$2,004 | (\$2,004) | In Design |
| Coordinating with Clackamas County. Project downsized to pavement overlay with ADA upgrades at intersections. | | | | | |
| 5312 | Thiessen Rd. Culvert Crossing | \$0 | \$2,358 | (\$2,358) | In Design |
| Coordinating 8" waterline relocation to accommodate Clackamas County culvert replacement. | | | | | |

Private Project Tracking – October 2024

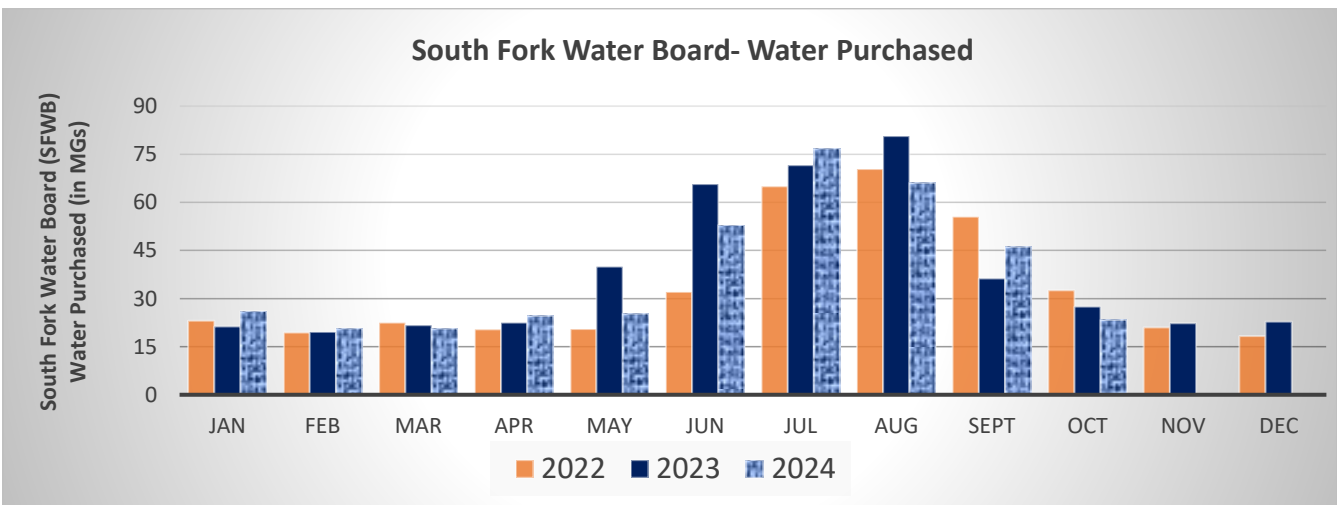
| Project No. | Name | Description | Phase | Status |
|------------------------|----------------------------|---|--------------|--|
| 20-5262 Private | Bonaventure Senior Living | 6" fire service and 3" meter | Construction | Punch List. |
| 22-5295 Private | Jannsen Multi-Family | New fire and domestic service for 8-plex development. | Construction | On Hold. |
| 22-5298 Private | Serres Farms 2 Subdivision | 7-lot subdivision | Construction | Pending Construction Start. |
| 23-5299 Private | Prologis Park Clackamas | 4-Warehouses with Fire and domestic service | Design | Developer reimagining site configuration with redesign. |
| 23-5304 Private | WES - IT2 30" Force Main | Relocate waterline at four locations | Construction | WES has selected Tapani as Contractor. Pending Construction Start. |
| 23-5310 Private | Johnson Creek RCF | Assisted living with fire and domestic service | Design | Plan review. |
| 23-5313 Private | Beacon Dental | Medical office with fire and domestic service | Construction | Submittal review. |
| 24-5314 Private | Clackamas Housing Project | County housing project with domestic service | Construction | Submittal review. |
| 24-5316 Private | SRS Warehouse | New fire service for existing building | Design | Completing development agreement |



*March & April 2024 Data includes water purchased from NCCWC during WTP Shutdown



*March & April 2024 Data includes water purchased from NCCWC during WTP Shutdown



Regulatory

All 73 samples collected and analyzed for the September monitoring period showed no presence of coliform/*E. coli* bacteria.

Quarterly Disinfection By-Product sampling was conducted at 4 locations each in the North and South Service Areas.

Cyanotoxin Testing

Microcystin and Cylindrospermopsin sampling of our raw water began in May and occurs every two weeks through October for compliance, and the samples are analyzed at our in-house accredited laboratory.

No cyanotoxins have been detected in our raw water throughout the sampling season.

PGE also did not visually identify any potential blooms in either of the upstream reservoirs this season.

Non-Regulatory

General water quality parameters (pH, temperature, chlorine, TDS, hardness, alkalinity) were collected throughout the distribution system at 16 locations in the North and South systems.

Monthly watershed sampling was conducted at 4 long-term sampling locations for total organic carbon, nutrients (nitrate/nitrite, total phosphorus, orthophosphate, etc.), coliform density, pH, dissolved oxygen, TDS, and temperature.

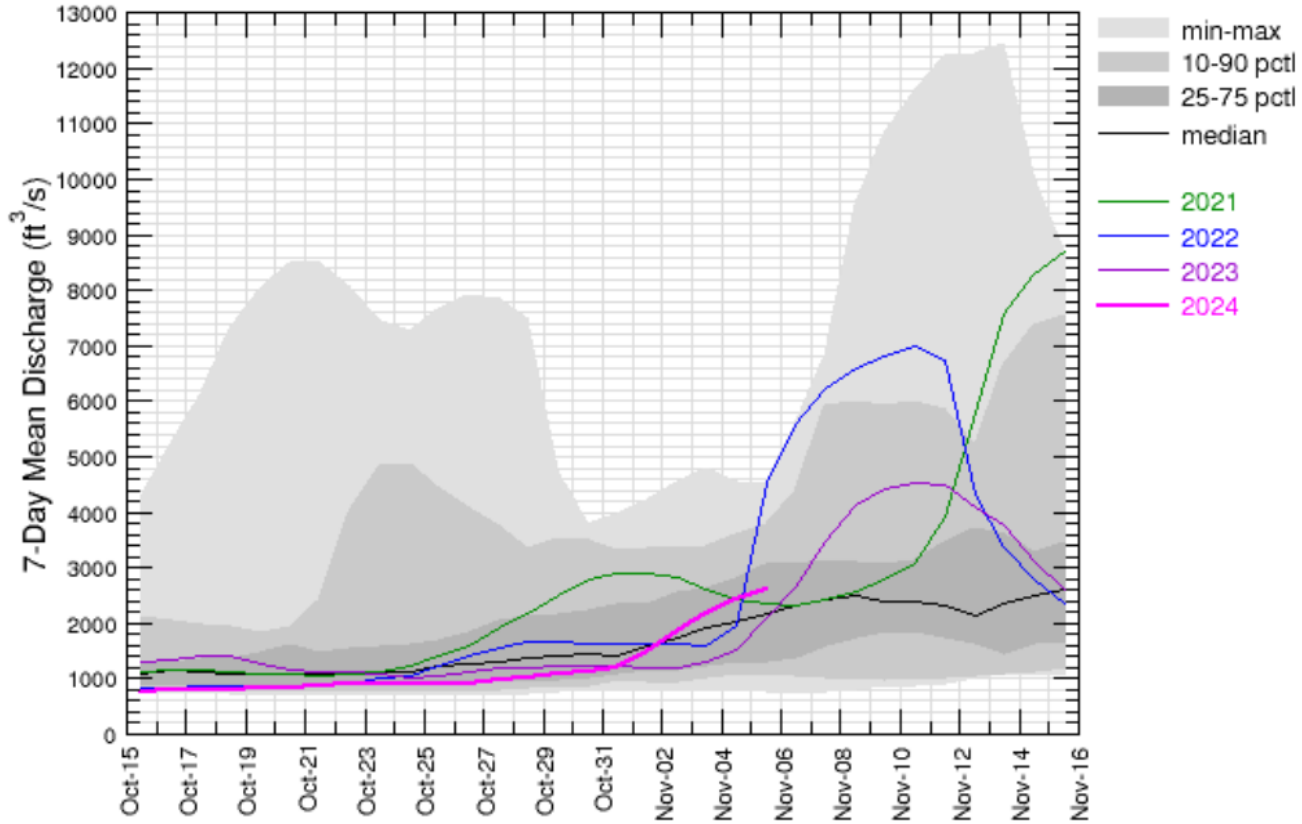
Weekly algae monitoring wrapped up this month at 3 locations in the North Fork Reservoir and CRW's intakes. This work includes species monitoring with the FlowCAM and nutrient analysis.

River Flow Conditions Reports

- The current Clackamas River **7-day average streamflow is 118% of normal** (median).
- **October precipitation in the Clackamas basin was 82% of normal.** Precipitation since the beginning of the water year (October 1 – November 5) has been 105% of normal.
- **The three-month outlook (Nov-Jan)** from the NOAA Climate Prediction Center calls for **equal chances of above and below temperatures and a slightly elevated chance of above normal precipitation for Northern Oregon.**

Clackamas River near Oregon City, OR (14211010)

Data from U.S. Geological Survey, Jun-08-2001 to Nov-05-2024



Tue Nov 5 18:46:45 2024

PRECIPITATION ACCUMULATION IN CLACKAMAS

