



Clackamas River Water

Monthly Update

June 2024



Monthly Update 3

 Purchase Order Report.....3

 Contracts Log 4

 Summary of Legal..... 4

 Public Records Request Received 4

 Financial Reports..... 5

 Statistics 6

 Activity Reports 7

System Operations 8

 Operation Statistics 8

 Project Updates..... 9-10

Water Resources & Water Quality..... 11

 Water Distribution Charts 11

 Sampling Reports 12

 Regulatory 12

 Non-Regulatory 12

 River Flow Conditions Report 13

Purchase Order Report- May 2024

Purchase Order Report May 2024

Vendor: 00165 - UNIVAR SOLUTIONS USA INC

PO #	Description	Total Amount
24-0151	55 Gallon drum of Drakeol #10 Mineral	1,773.10

Vendor: 00548 - UNIT PROCESS CO., BRAY SALES INC

PO #	Description	Total Amount
24-0152	BADGER METER FLOWMETER FOR GLEN OAK PS	1,955.66

Vendor: 04320 - CHOWN INC

PO #	Description	Total Amount
24-0150	PARK RESTROOM DOORS SECURITY ENHANCEMENTS	1,452.49

Vendor: 04602 - HOTROD DREAMWORKS

PO #	Description	Total Amount
24-0145	REPAIR TO 23-100	3,324.67

Vendor: 04604 - KRUSE PLUMBING

PO #	Description	Total Amount
24-0147	FY-24 BLANKET PO FOR PLUMBING SERVICES	10,000.00

Vendor: 04605 - ULTRABLOCK INC

PO #	Description	Total Amount
24-0148	ULTRABLOCK MODULAR BLOCKS	7,470.00

Contract Log

(Executed since last board meeting May 15, 2024)

Company	Product / Service	Rates	Eff. Date	Exp. Date	New/Amended/ Extended
Alexin Laboratories	General Lab Services	NTE \$50,000	5/1/24	4/30/25	Extended
Carollo Engineers	On-call for Water Treatment Plant Projects	NTE \$40,000	5/6/24	10/31/24	New
Clark Land Resources	Right of way acquisition-Bradley Pump Station	NTE \$15,000	5/14/24	4/30/25	New
Ecamsecure	Security System equipment & labor	NTE \$215,381	9/14/24	6/30/24	Extended. Approved by the Board Sept 2023
Executive Security Services	Patrol Services (routine & Park)	NTE \$85,000	5/1/23	4/30/25	Approved by the Board May 15, 2024
Grainger, Inc.	Maintenance Supplies		7/1/18	12/31/24	Extended-Cooperative contract participation
RH2 Engineering, Inc.	WTP Concrete repair & seismic Imp.	NTE 143, 329	11/9/23	3/31/25	NTE increase, approved by the Board Nov. 2023

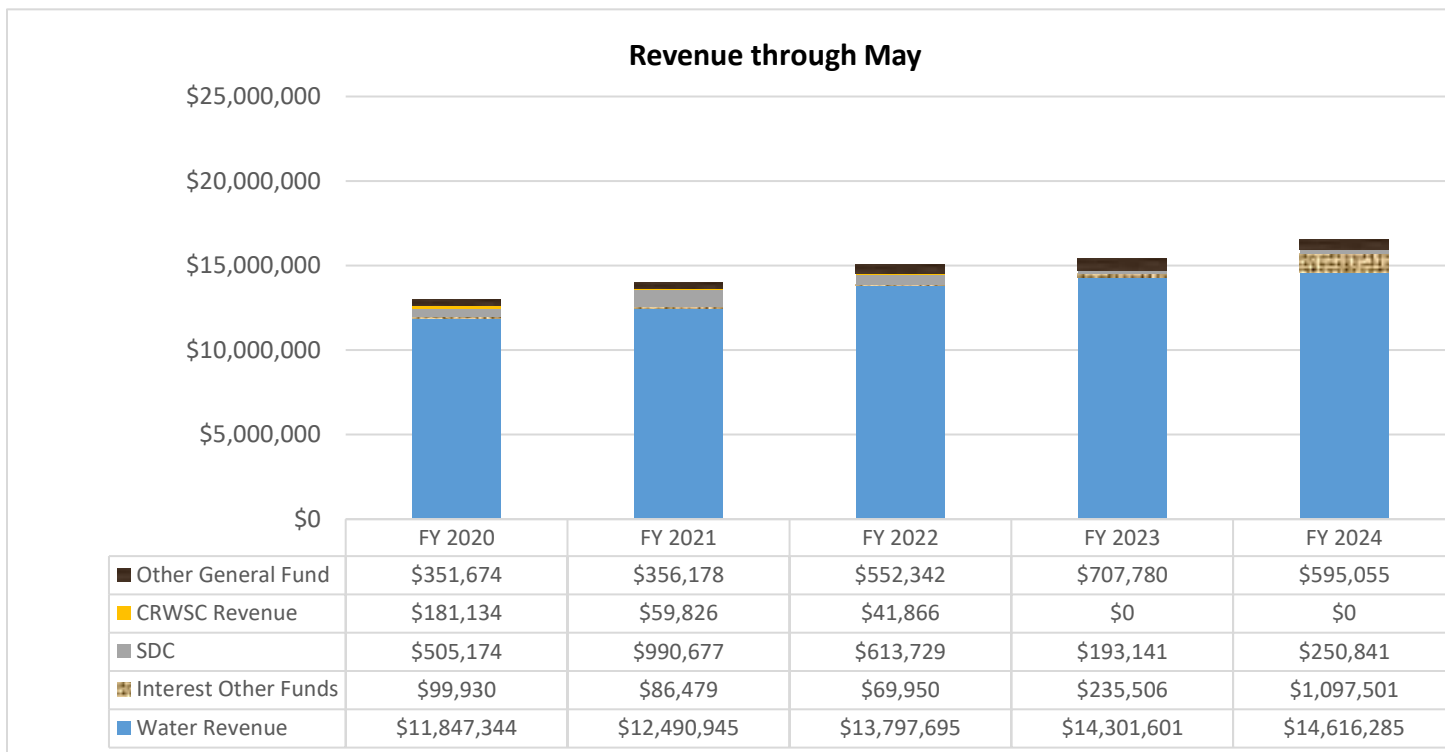
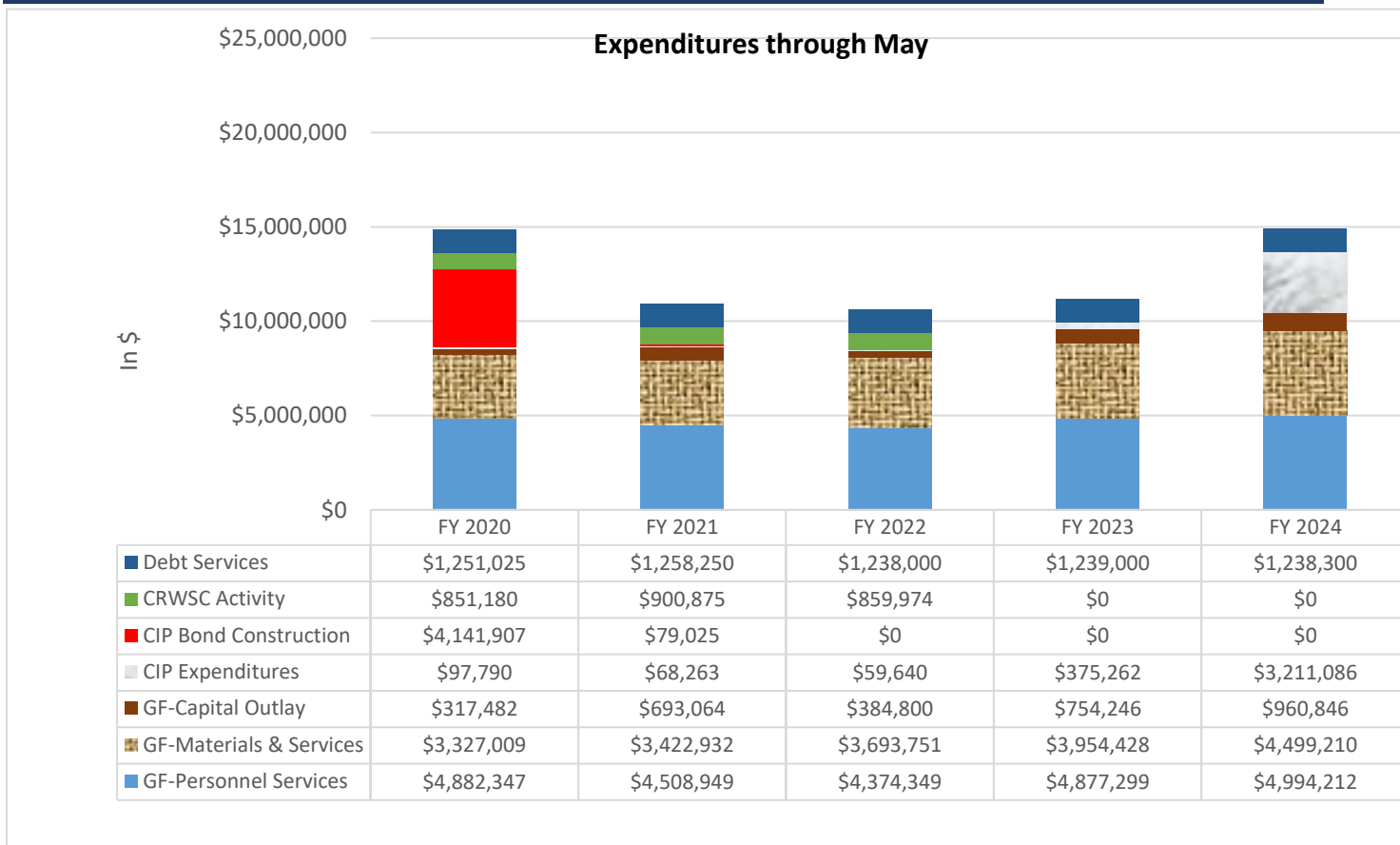
Summary of Legal

	<i>May 2024</i>
Harrang Long Gary Rudnick monthly retainer	\$ 4,600.00
Harrang Long Gary Rudnick work outside of retainer/Client Cost	\$
Sub-contracted legal services	\$ _____
Total Legal	\$ 4,600.00

Public Records Request Received

Number of Records Requests Received in May 2024 **1**

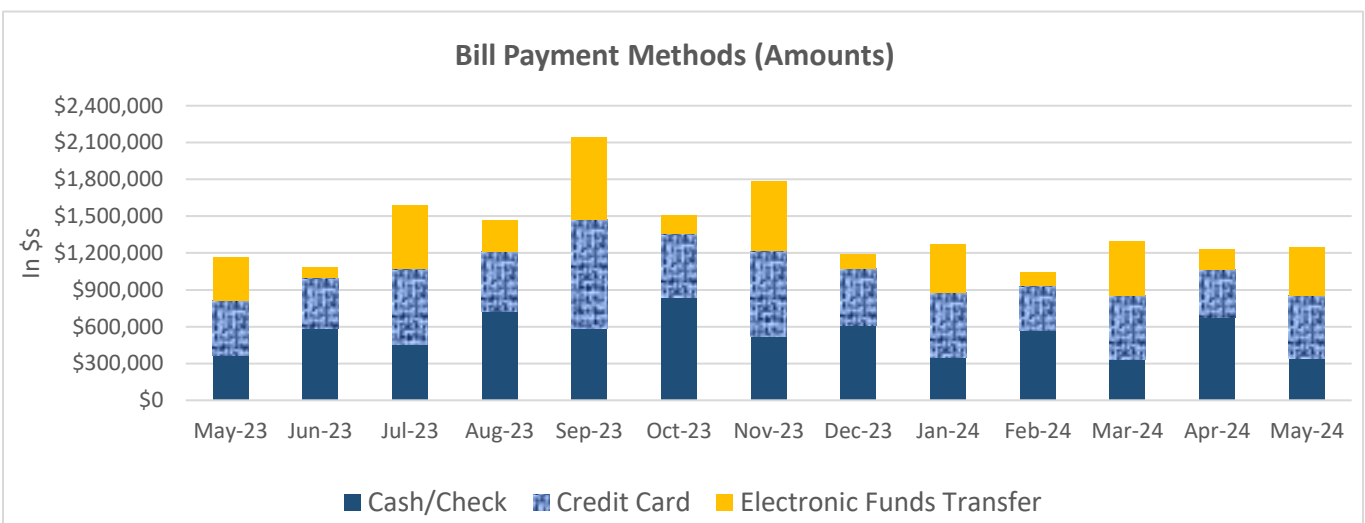
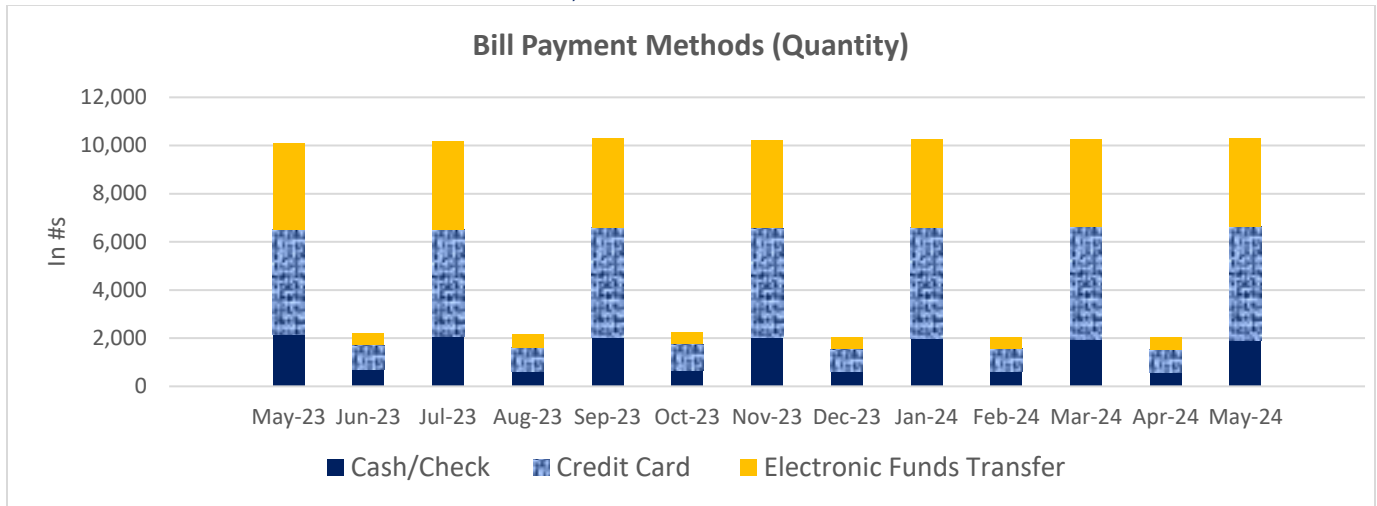
Financial Activity



1) SDC revenue picked up a few more applications in May. 2) Interest Other Fund revenue is higher primarily due to increasing interest rates and a higher account balance. 3) CIP expenditure is high due to the completion of the Valve Replacement project and increased activity on the Redland Rd project. 4) Unanticipated expenses in Contract Work in Materials and Services are the main drivers for the higher-than-normal total. 5) There are no costs for CIP Bond or CRWSC as those funds have been closed out but will be reported in the 5-year graph. 6) GF-Capital Outlay is higher than prior years due to purchased equipment related WTP project.

(as of the end of May 2024)

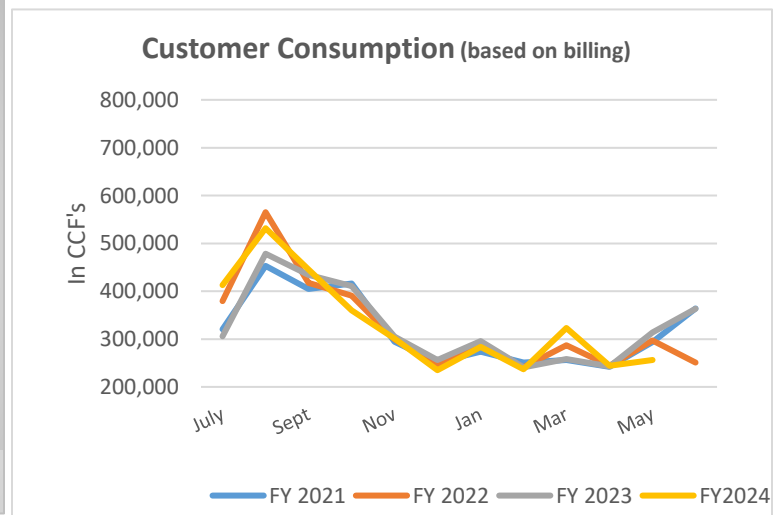
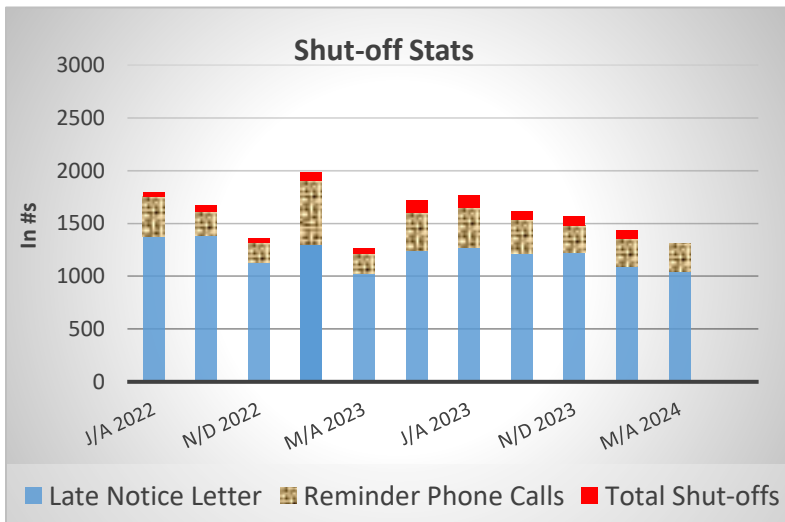
Residential Customers are billed on even months, Commercial Customers are billed on odd months.



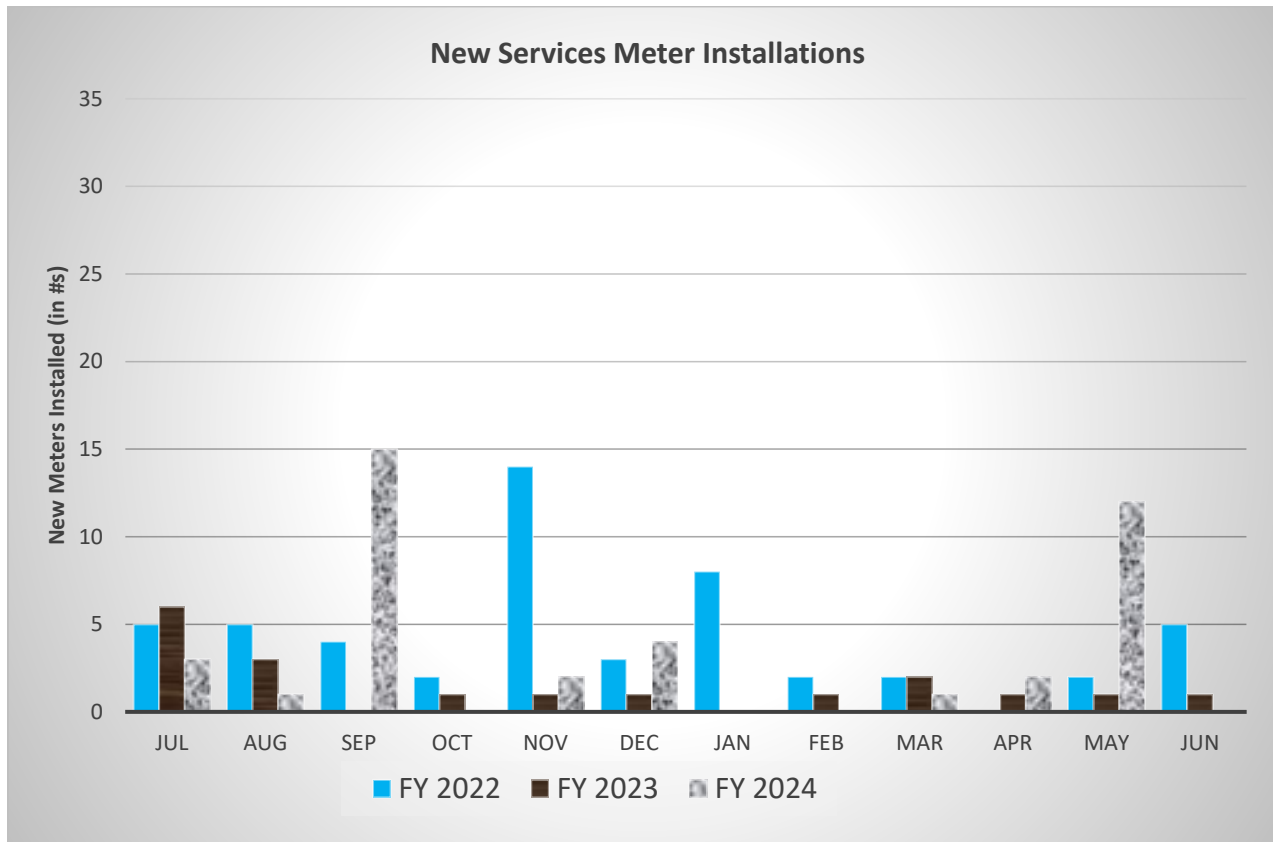
Cash/Check – Received via Lockbox, Counter

Credit Card – Received via CRW Initiated Automatic Payment, Walk-ins/Phone Calls, and Website

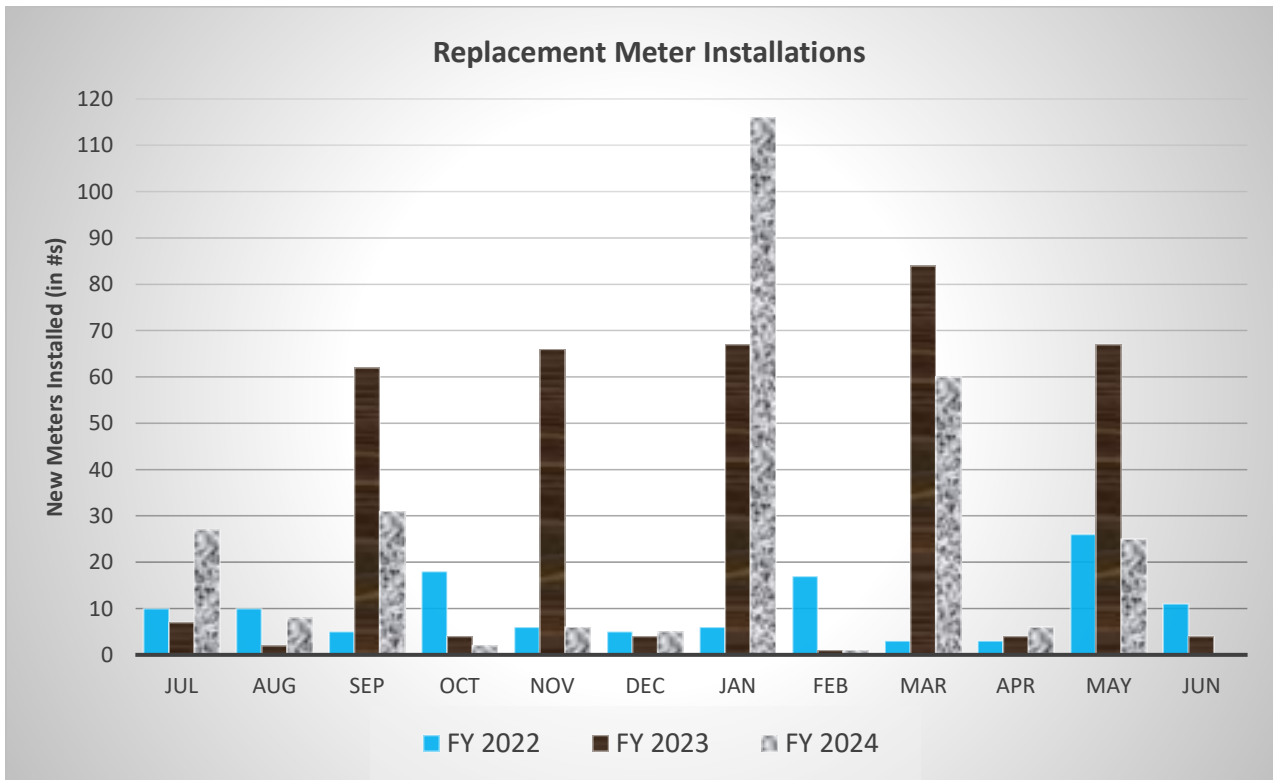
Electronic Funds Transfer – Received via Bank-to-Bank Transfer, Automatic Checking Withdrawal (RapidPay)



*Reminder Phone Calls are made during the even months. Shut offs occur the following month. **Jan/Feb late notice number is an estimate *No late notices Sept-Dec. '20; reinstated February and sent in May 2021



No new services for Sept. FY21, April F22, Sept. FY 22, Sept. FY 23, Jan FY23, Oct. FY24, Jan FY24, Feb FY24



Annual 2024 Goal for Meter Replacement is 350- Year to date is 208.

Operation Statistics

	Leak Repairs Made (all pipe sizes)	Leak Detection Completed (miles)	Hydrant Maintenance	Locate Requests	Valve Maintenance & Mapping	After-hours Callouts	Meter Maintenance Tasks	Cross Connection Inspections
Jan. 2024	3	0	38	311	4	28	60	5
Feb. 2024	0	0	109	340	116	3	0	13
Mar. 2024	1	0	4	397	7	3	86	16
April 2024	0	0	91	483	18	3	0	0
May 2024	1	0	21	469	35	4	44	15
June 2024								
July 2024								
Aug. 2024								
Sep. 2024								
Oct. 2024								
Nov. 2024								
Dec. 2024								
Total to Date	5	0	263	2000	180	41	190	49
2024 Annual Goal	N/A	N/A	905	N/A	600	N/A	N/A	96

Note - Annual maintenance goals are established based on several criteria including; AWWA Best Management Practices, identified system priority maintenance and repair focus needs, and internal/external project forecasts.

Project Updates

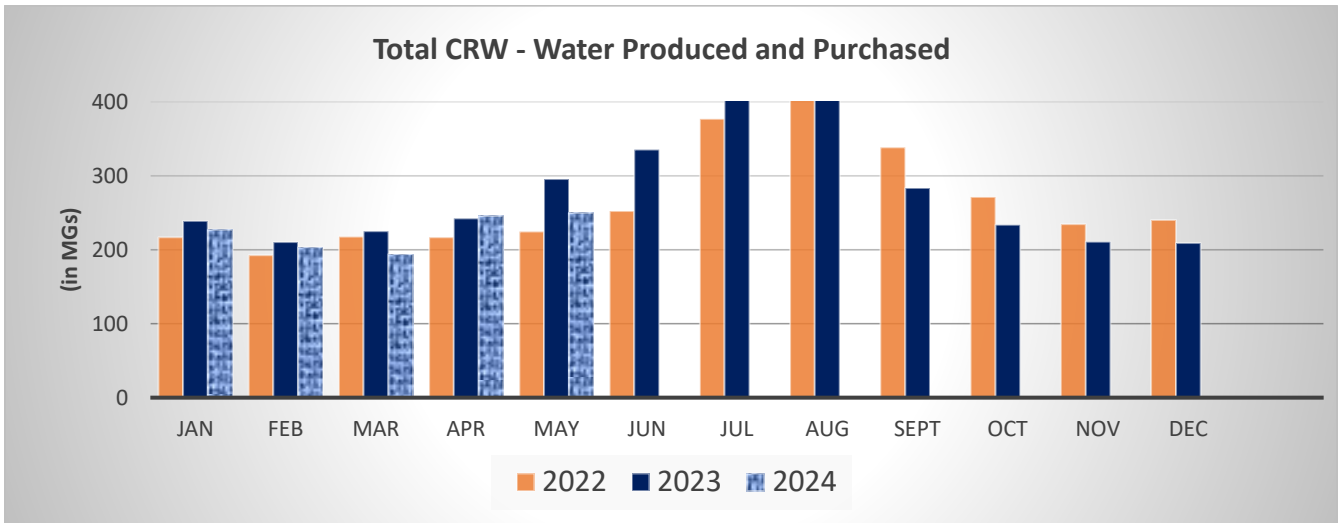
Private Development Projects

Capital Project Status Report – May 2024

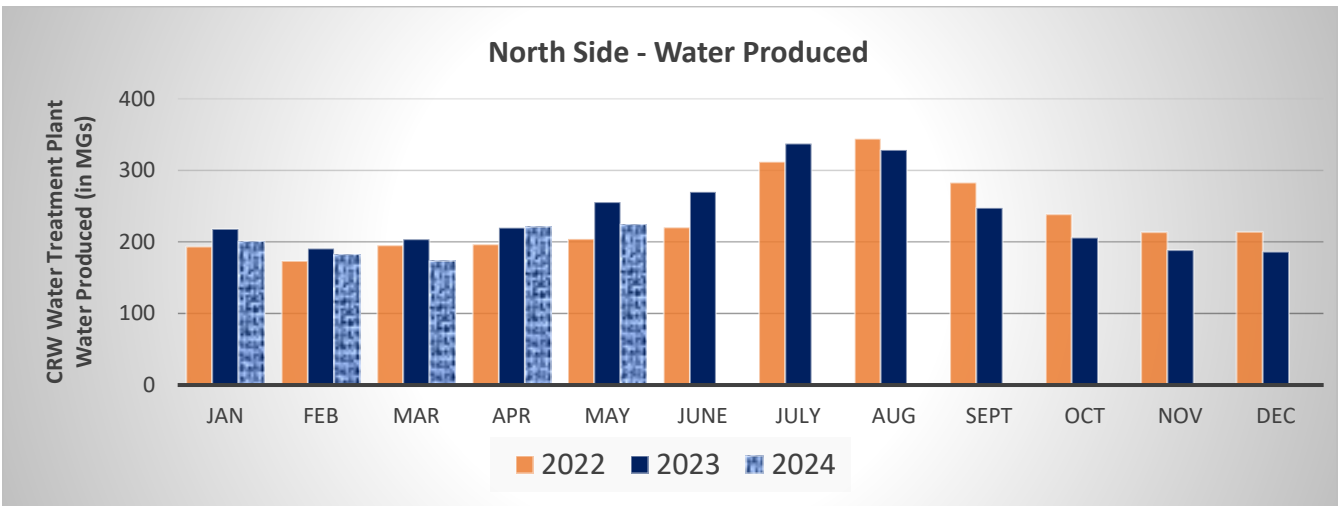
Project No.	Name	Project Budget	Spent to Date	Remaining Project Budget	Project Status
5301	Trans/CRW Impact Projects	\$250,000	\$7,774	\$242,226	
Utility coordination and adjustments at: Johnson Cr. Blvd at 79th Place Signals; ODOT 82nd Ave., Webster Rd.					
5303	82 nd Dr. Waterline Phase 2	\$1,041,000	\$73,070	\$967,930	In Design
Design consultant progressing. Evaluating alternative routes.					
5291	I-205 Crossings:	\$1,119,000	\$116,748	\$1,002,252	In Design
Design consultant progressing. Evaluating alternative routes.					
5306	Redland Rd. Waterline Phase 2	\$1,355,000	\$697,048	\$657,952	Construction
Contractor is demobilizing. Punch list items are ongoing.					
5307	Redland Rd. PRV	\$1,003,000	\$18,408	\$984,592	In Design
Design underway. Survey in progress.					
5308	Low Lift PS Improvements	\$749,000	\$0	\$749,000	No Activity
No Activity.					
5309	WTP Structural Improvements	\$1,000,000	\$133,827	\$866,173	Construction
Construction during valve replacement complete. Evaluating next steps.					
5273	Redland Rd. Waterline Phase 1	\$666,000	\$357,247	\$308,753	Construction
Waterline in service Construction punch list underway.					
5270	Linwood Road Improvements	\$210,000	\$99,384	\$110,617	Construction
Punch list items are ongoing.					
5278	Monroe Street Improvements	\$850,000	\$50,103	\$799,897	In Design
Design at 90% complete. Executed IGA with Clackamas Co. for construction tentative start summer of 2024.					
5280	Pump Station Chlorine	\$142,000	\$3,603	\$138,397	In Design
Design at 30% complete. Construction tentative during summer of 2024.					
5281	WTP Polymer Feed System	\$252,000	\$938	\$251,062	In Design
Designing space and layout of proposed feed system on first floor of WTP. Construction tentative beginning of 2025.					
5282	WTP Filter Valve Replacement	\$1,302,000	\$861,355	\$440,645	Construction
Valve installation complete. Plant is functioning normal.					
5305	Webster Improvement at Bilquist School	\$0	\$21,767	(\$21,767)	In Design
Finalizing plan for service adjustments prior to Clackamas Co. Road project. Bid opening scheduled in July.					
5292	Johnson Creek Blvd Improvements	\$0	\$2,004	(\$2,004)	In Design
Coordinating utility conflicts for Clackamas County Road improvements.					
5312	Thiessen Rd. Culvert Crossing	\$0	\$2,129	(\$2,129)	In Design
Coordinating 8" waterline relocation to accommodate Clackamas County culvert replacement.					

Private Project Tracking – May 2024

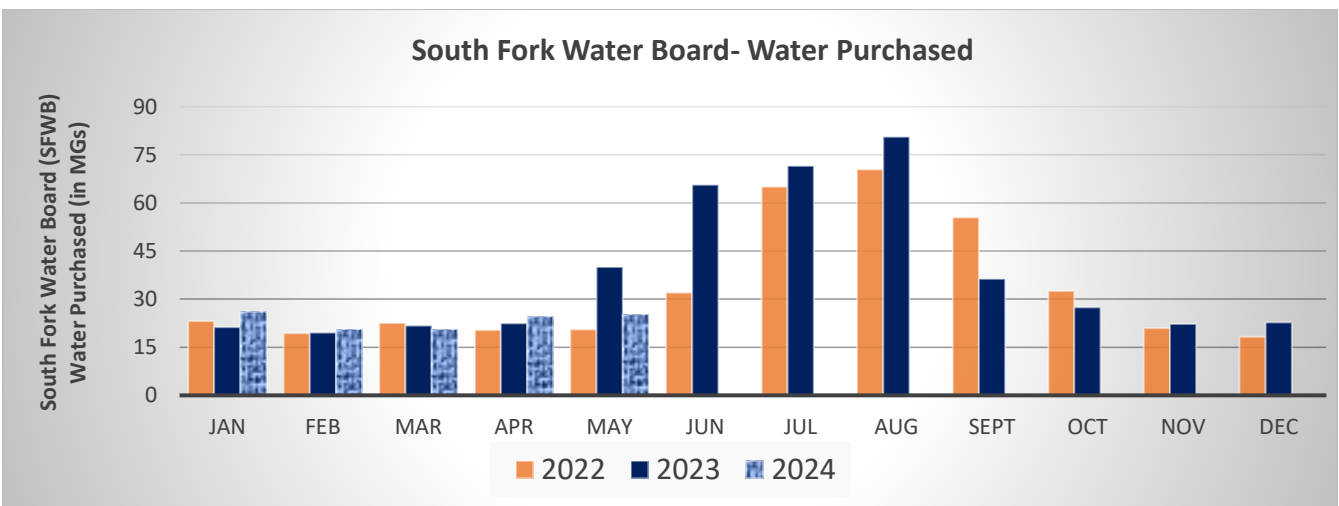
Project No.	Name	Description	Phase	Status
20-5262 Private	Bonaventure Senior Living	6" fire service and 3" meter	Const.	Site construction ongoing.
21-5285 Private	130 th Industrial Park	3-fire services 3-commercial services	Const.	Complete.
21-5289 Private	224 Logistics Center	Unified Grocer site; 4 fire & 4 Domestic Services	Const.	Punch List.
22-5295 Private	Jannsen Multi-Family	New fire and domestic service for 8-plex development.	Const.	On Hold.
22-5298 Private	Serres Farms Subdivision	7-lot of subdivision	Const.	Pending Construction Start
23-5299 Private	Prologis Park Clackamas	4-Warehouses with Fire and domestic service	Const.	Pending Construction Start
23-5304 Private	WES - IT2 30" Force Main	Relocate waterline at four locations	Const.	Pending Construction Start



*March & April 2024 Data includes water purchased from NCCWC during WTP Shutdown



*March & April 2024 Data includes water purchased from NCCWC during WTP Shutdown



Regulatory

All 73 samples collected and analyzed for the April monitoring period showed no presence of coliform/*E. coli* bacteria.

In February we began sampling for the Fifth Unregulated Contaminant Monitoring Rule (UCMR5) in both our North and South systems. The second quarterly sampling event occurred during May.

Cyanotoxin Testing

Microcystin and Cylindrospermopsin sampling of our raw water began in May and occurs every two weeks for compliance.

No cyanotoxins were detected in our raw water in May.

Non-Regulatory

General water quality parameters (pH, temperature, chlorine, TDS, hardness, alkalinity) were collected for the distribution system at 16 locations in the North and South systems.

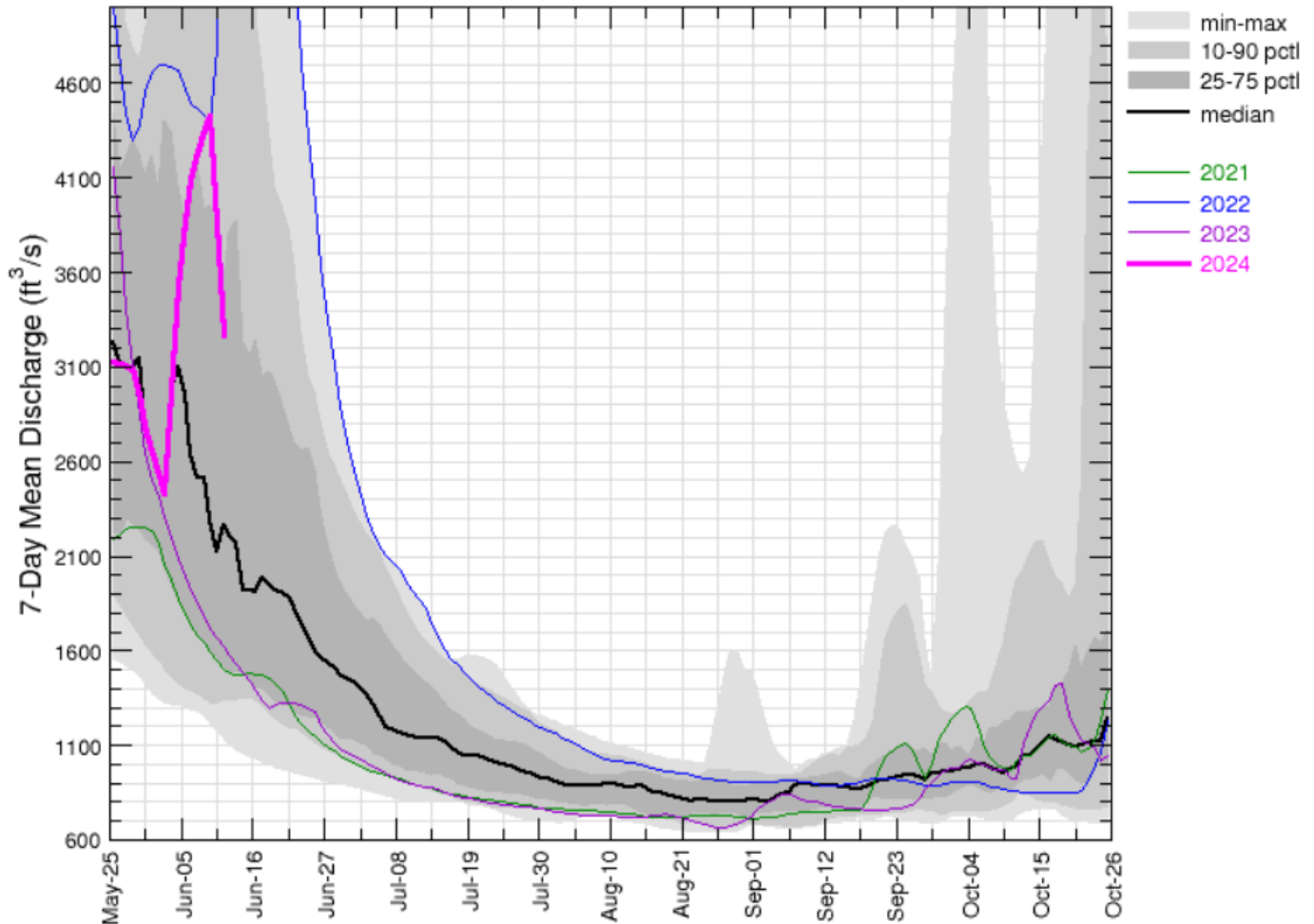
Monthly watershed sampling was conducted at 4 long-term sampling locations for total organic carbon, nutrients (nitrate/nitrite, total phosphorus, orthophosphate, etc.), coliform density, pH, dissolved oxygen, TDS, and temperature.

River Flow Conditions Reports

- As of June 11th, the **Clackamas basin snowpack has melted**. The current Clackamas River **7-day average streamflow is 180% of normal** (median).
- **May precipitation in the Clackamas basin was 136% of normal**. Precipitation since the beginning of the water year (October 1 – June 10) has been 103% of normal.
- The June through September **streamflow forecasts in the Clackamas River at Estacada is near 100% of median**.
- **The three-month outlook (Jun-Aug)** from the NOAA Climate Prediction Center calls for an elevated chance of **above normal temperatures**, and elevated chances of **below-normal precipitation** for all of Oregon.

Clackamas River near Oregon City, OR (14211010)

Data from U.S. Geological Survey, Jun-08-2001 to Jun-11-2024



Tue Jun 11 12:23:27 2024