



Clackamas River Water

Monthly Update

April 2021



- Monthly Update 3
 - Contracts Log..... 3
 - Summary of Legal 3
 - Public Records Request Received 3
 - Financial Reports 4
 - Statistics 5
 - Activity Reports 6
- System Operations & Engineering 7
 - Operation Statistics 7
 - Project Updates..... 8-9
- Water Resources & Water Quality 10
 - Water Distribution Charts 10
 - Sampling Reports 11
 - Regulatory 11
 - Non-Regulatory 11
 - Sampling for Other Agencies..... 11
- Winter & River Conditions Report12 & 13

Contracts Log

(Executed since last board meeting March 11, 2021)

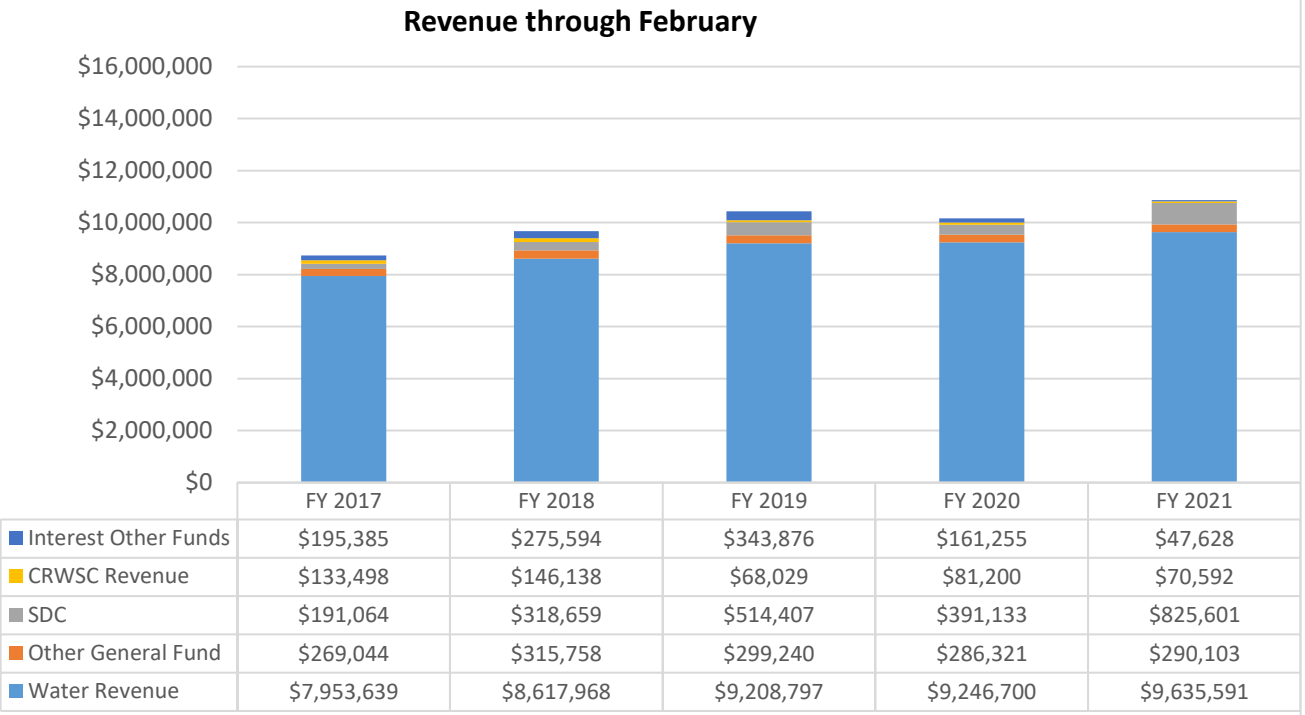
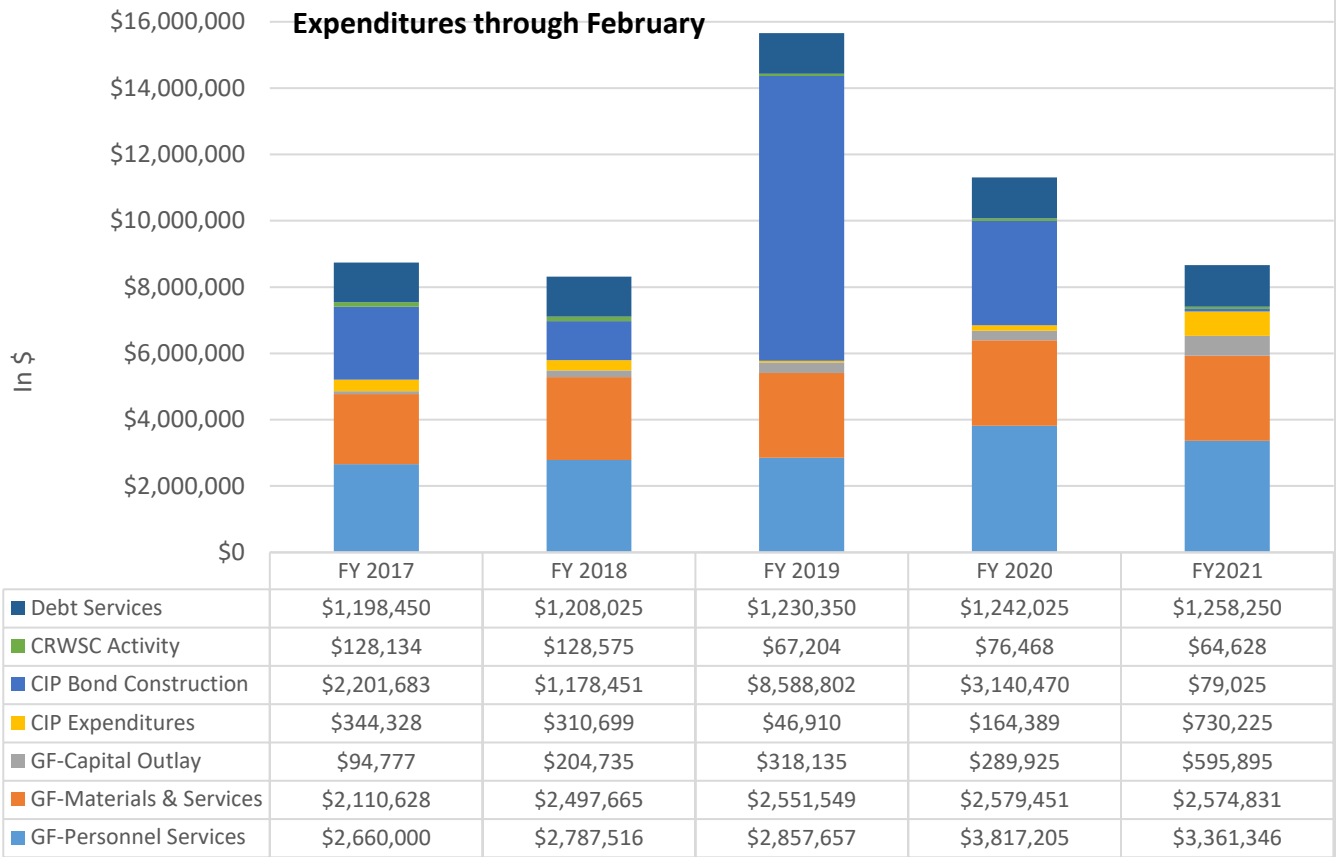
Company	Product / Service	Rates	Eff. Date	Exp. Date	New/Amended/ Extended
Alexin Laboratories Inc.	Testing of water samples	NTE \$50,000	5/1/18	4/30/22	Extended. Approved on Recurring contract log in July
D & D Concrete & Utilities Inc.	Work on Linwood	NTE \$35,800	3/8/21	11/30/21	New
GSI Water Solutions	Water Management & Conservation Plan Development	NTE \$30,000	3/18/21	2/28/22	New
MEI Group	On-Call Construction	NTE \$50,000	4/30/2017	8/31/21	Extended
Trench Line	82nd Dr. WL phase 1 Project	NTE \$664,800			New. Approved by the Board at the March meeting
Verizon	Cell Phones		3/19/21	8/11/24	Extended. In participation with State of Oregon Contract
West Yost	AWIA Project	NTE \$122,300	3/12/20	8/31/21	Amended to include contingency for work on the Natural Hazards Mitigation Plan

Summary of Legal ****Legal Services invoice for March had not been received in time for printing therefore work outside of the retainer is not reflected

	<i>March 2021</i>
Harrang Long Gary Rudnick monthly retainer	\$ 4,240.00
Harrang Long Gary Rudnick work outside of retainer	\$
Sub-contracted legal services	\$ _____
Total Legal	\$ 4,240.00

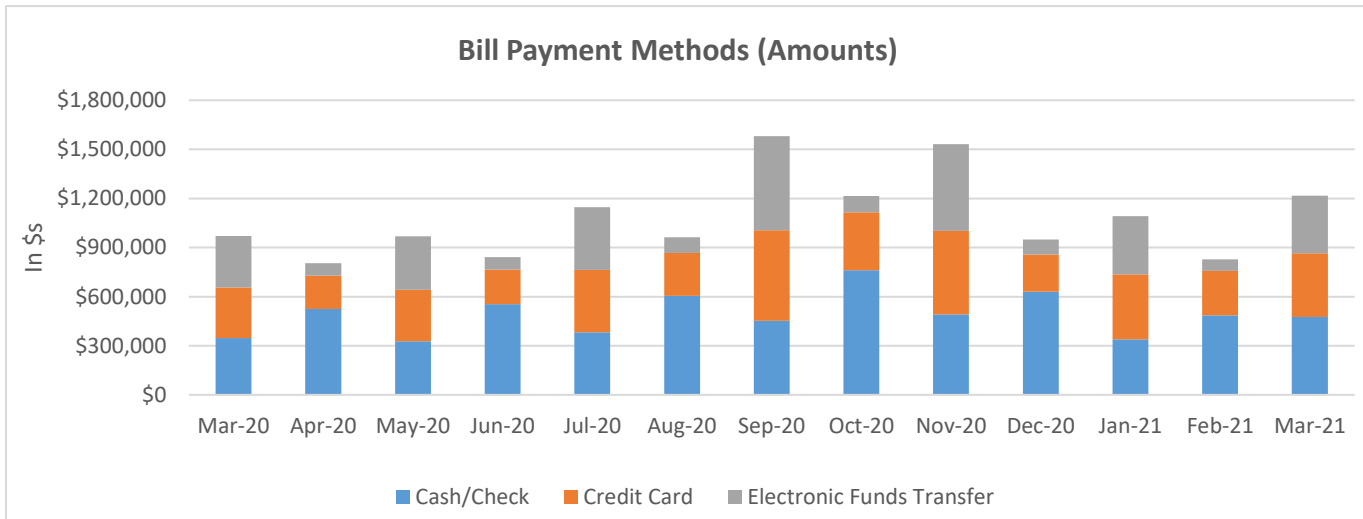
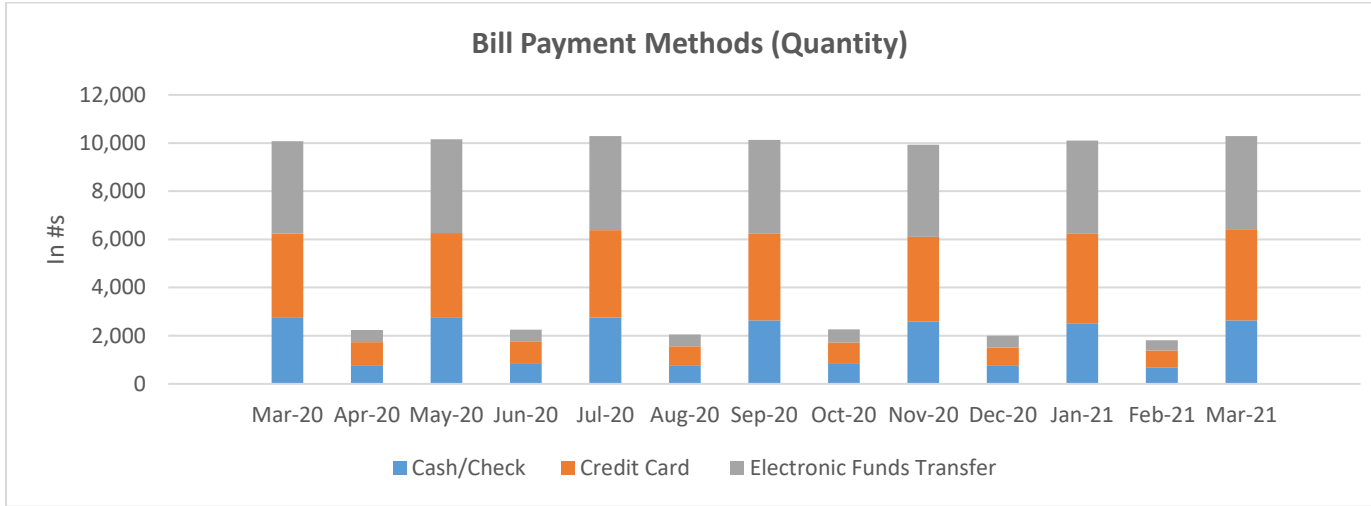
Public Records Request Received

Number of Records Requests Received in March 2021 1



(as of the end of March 2021)

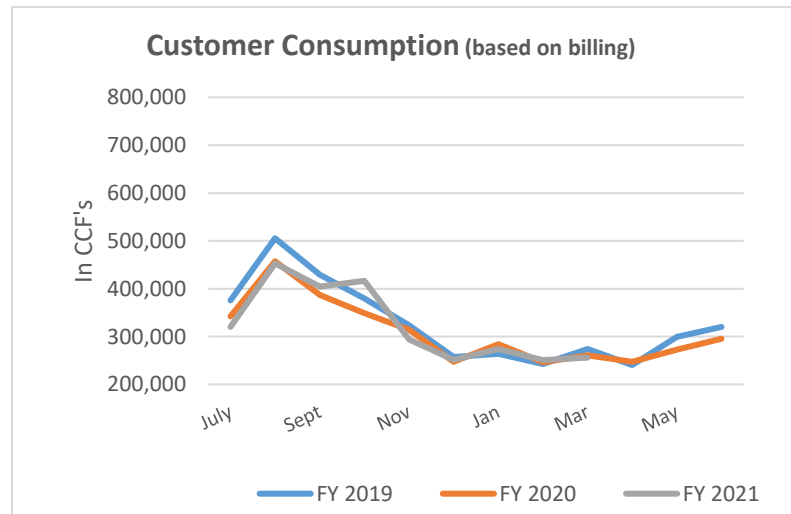
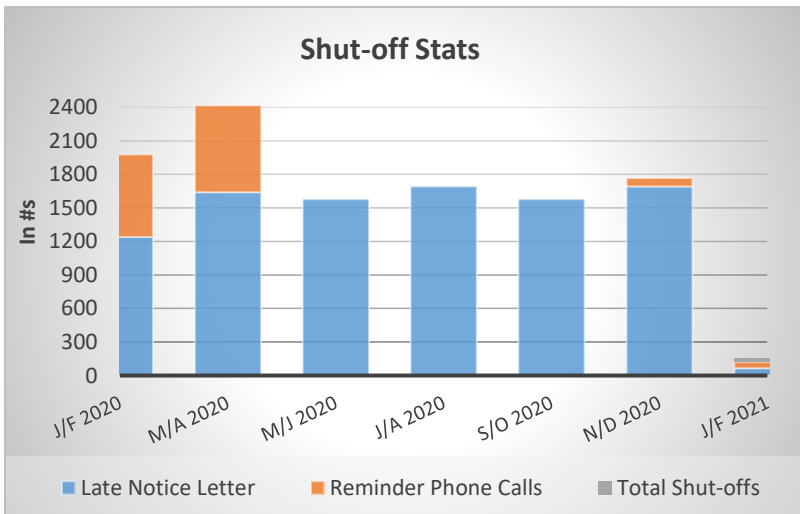
Residential Customers are billed on the even months, Commercial Customers are billed on the odd months.



Cash/Check – Received via Lockbox, Counter

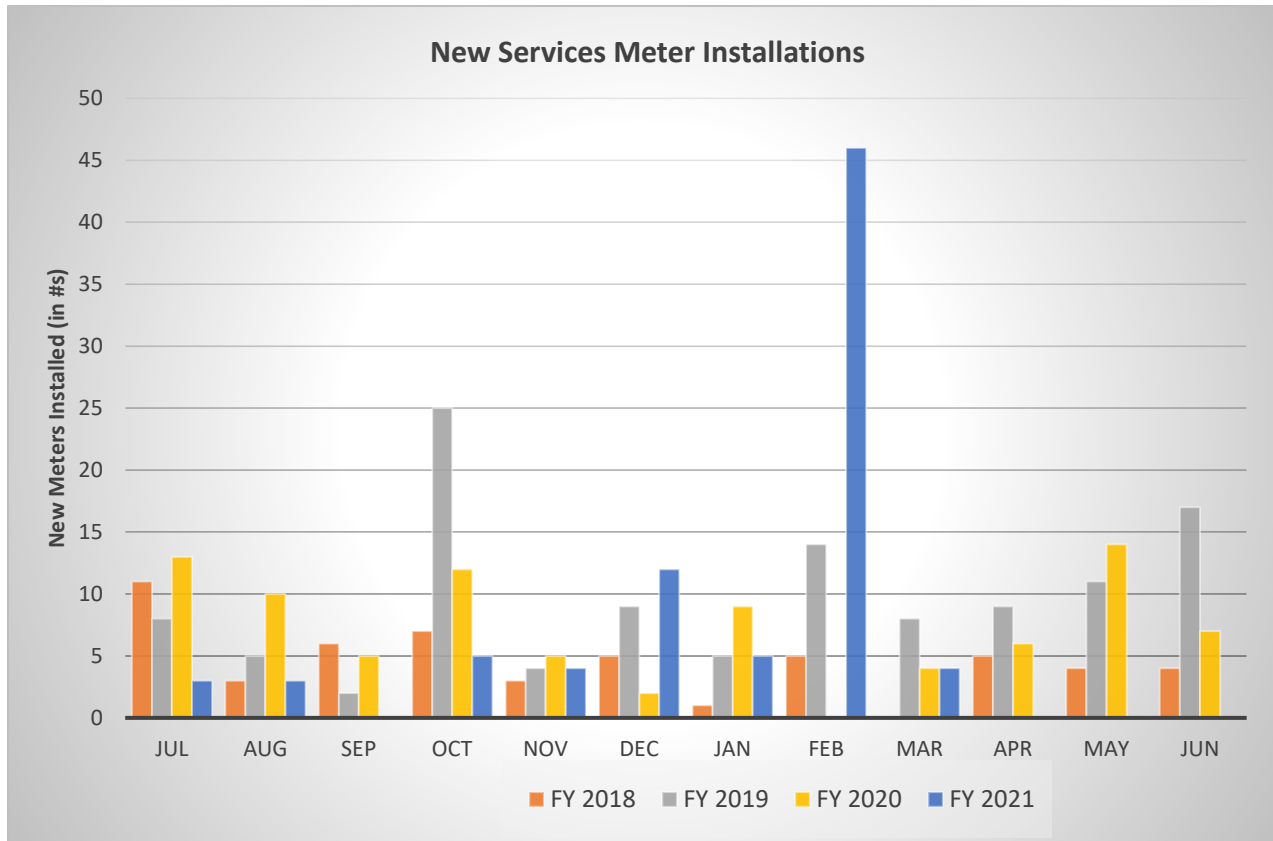
Credit Card – Received via CRW Initiated Automatic Payment, Walk-ins/Phone Calls, and Website

Electronic Funds Transfer – Received via Bank to Bank Transfer, Automatic Checking Withdrawal (RapidPay)

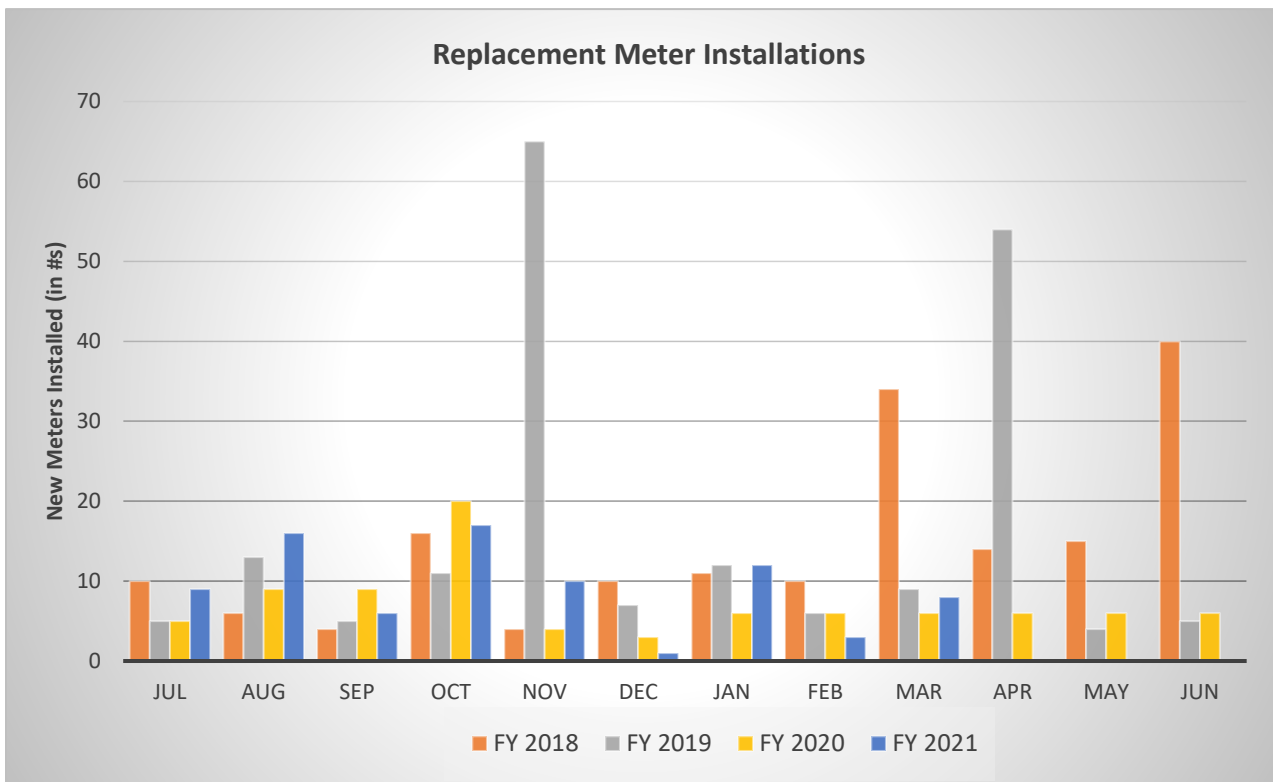


*Reminder Phone Calls are made during the even months.

Shut-offs occur the following month. **Jan/Feb late notice number is an estimate *No late notices sent Sept-Dec.



No New Services for Mar. FY17 & FY18 & Feb. FY20 & Sept. FY21



No Replacements for Jul., Mar.FY17

System Operations & Engineering

Operation Statistics

	Leak Repairs Made (all pipe sizes)	Leak Detection Completed (miles)	Hydrant Maintenance	Locate Requests	Valve Maintenance & Mapping	After-hours Call-outs	Meter Maintenance Tasks	Cross Connection Inspections
Mar. 2020	2	.3	139	438	147	7	31	3
April 2020	0	1.7	253	567	591	6	9	0
May 2020	2	.2	128	473	83	8	9	0
June 2020	1	0.2	327	571	171	3	41	4
July 2020	1	0.1	104	474	15	5	43	1
July 2020	3	0.3	228	418	14	5	37	1
Sep. 2020	5	14.9	136	494	4	10	35	0
Oct. 2020	1	15.5	120	474	0	7	155	2
Nov. 2020	3	1	6	331	7	10	241	1
Dec. 2020	3	1	13	339	26	3	55	5
Jan. 2021	2	.2	5	419	257	7	61	5
Feb. 2021	0	2	26	327	364	7	93	6
Mar. 2021	0	12.6	80	522	106	9	36	12

Private Project Tracking –February 2021

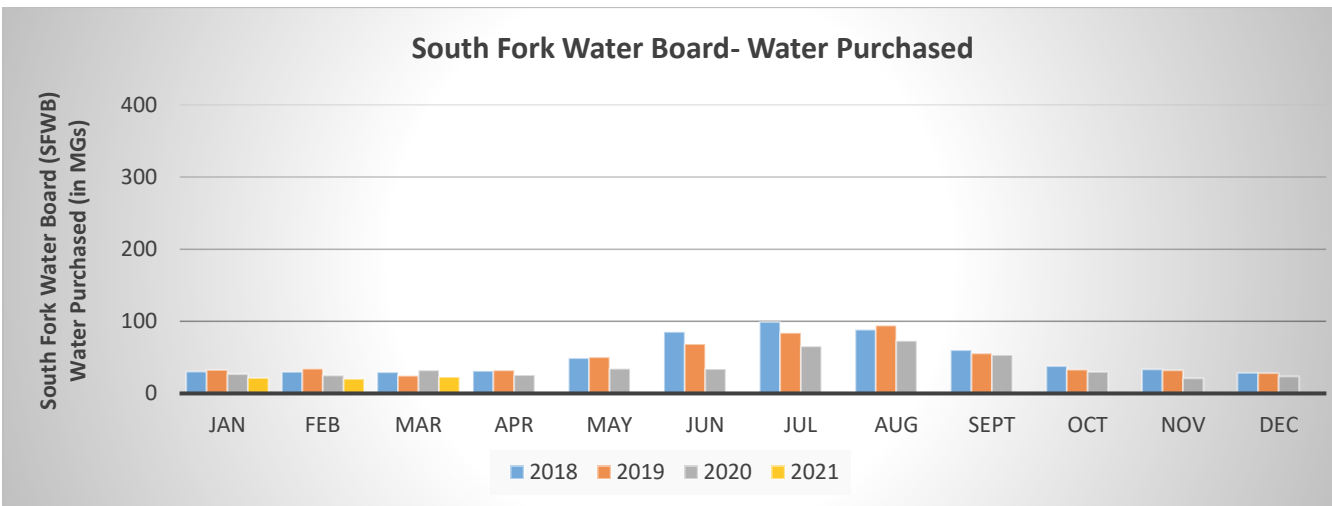
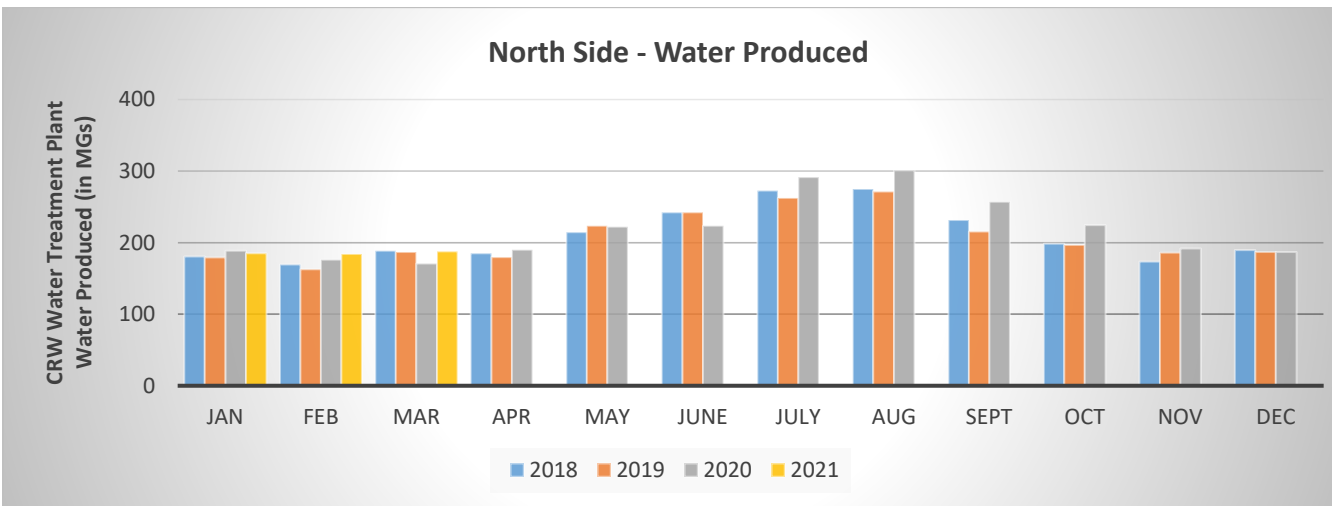
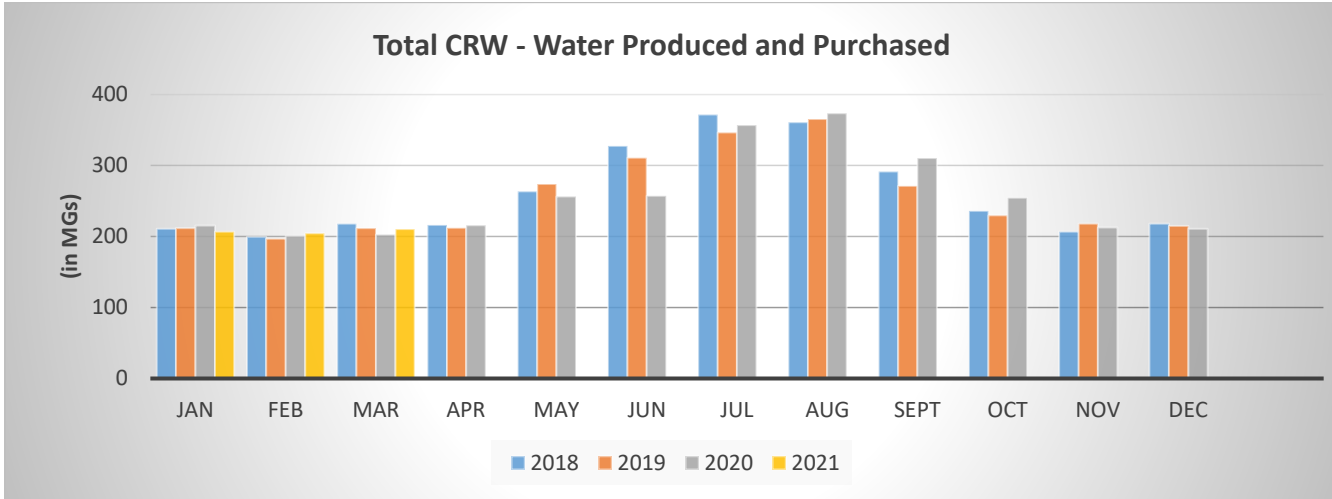
Project No.	Name	Description	Phase	Status
16-5205 Private	Glen Oak Master Meter	8" Master Meter to Oregon City	Const.	Construction in May 2021
18-5232 Private	Copper Heights	Residential 30 lot subdivision on difficult site	Design	No action
19-5252 Private	Heirloom Apartments	8" & 12" mains for 286-unit apartments, (4) 3" meters, (7) 2" meters	Const.	Water work complete. Site work continues.
19-5240 Private	Home2 Suites	12" main for 101-unit hotel, 4" meter	Const.	Punch list underway.
19-5254 Private	D St. Improvements	Road Extension with utilities (at Fuller P&R)	Const.	Construction tentative to begin in May.
19-5255 Private	Fuller Station Affordable Housing	100-unit Multi-family housing, 4" meter	Design	Pending construction start.
19-5256 Private	Residence Inn by Marriot	117-unit Hotel at Clackamas Town Center, 4" meter	Const.	Punch list underway.
19-5258 Private	Shellenberg School	8" main extension for fire service plus 3" meter	Const.	Pending warranty bond.
19-5259 Private	Washman	8" main and 2" meter	Const.	Site work started. Pending utility construction start.
20-5262 Private	Bonaventure Senior Living	6" fire service and 3" meter	Const.	Pending construction start.
20-5263 Private	Fora Townhomes	7 domestic services on Lamphier St.	Const.	Construction underway.
20-5264 Private	West Coast Storage	2 - 6" Fire Service and 2 - 2" Meters	Const.	Construction underway.
20-5267 Private	Ogden MS Fire Service	6" main extension of fire service	Const.	Punch list underway.
20-5271 Private	Capps Rd @ 120th	2- 6" Fire Services and 2 - 2" Meters	Const.	Construction underway.
20-5272 Private	Elite Motors	8" Main and 1" Meter	Design	Plan review.

Project Management Report										
Project Description	Project #	BN 2019-2021						Current Phase/Status		
		FY 2020 Budget	FY 2021 Budget	Total BN Budget	FY 2020 Actual	Through March 2021	Remaining Budget	Expenditures to Date (a)		
Capital Improvement Projects Fund										
ODOT/City/County DTD Adjustments	5249	169,000	117,000	286,000	67,024	59,744	68,214	126,768	Tracking and coordinating; ODOT 82nd Ave Overlay-2021	
CRC Mobility Improvements (b)	5243				50,772	29,070		86,565	Coordinating irrigation connections	
Sunnybrook & 93rd Loop Waterline (b)	5241	-	-	-	5,320			20,014	Complete	
Linnwood Avenue Improvements	5270					5,441		5,441	Research and Scoping	
Edgewood Neighborhood Waterline	5239	1,045,000	-	1,045,000	907,777	55,387	81,837	1,054,630	Complete	
Forsythe Road Waterline - Phase 1	5251	572,000		572,000	40,223	366,562	165,215	406,785	Scheduling Final pavement	
Leland Road Master Meter & Waterline	TBD	-	480,000	480,000		-	480,000		No Activity	
82nd Drive Waterline - Phase 1	5253	-	814,000	814,000	840	80,395	732,765	81,235	Construction begins May 2021	
Orchid Waterline & Meter	5260	74,000	-	74,000	35,297	317	38,386	35,614	Complete	
Mather Reservoir Control Valve	5250	210,000	-	210,000	50,897	39,851	119,252	90,748	Complete	
90th Ave Pump Station Valve Replacement	5248	-	150,000	150,000	13,474	118,859	17,667	132,333	Complete	
Totals		2,070,000	1,561,000	3,631,000	1,171,623	756,040	1,703,337	2,040,132		

Notes:

(a) "Expenditures to Date" includes all costs through all project phases (planning, design, construction), spanning multiple fiscal periods as applicable.

(b) CRC project #5243 and Sunnybrook & 93rd Loop project #5241 are included in ODOT/DTD budget



Regulatory

All 84 samples collected and analyzed for the March monitoring period showed no presence of coliform/*E. coli* bacteria.

Lead and Copper testing was conducted in the CRW-Clackamas service area. All 60 samples were below the action level.

Non-Regulatory

General water quality parameters (pH, temperature, chlorine, TDS, hardness, alkalinity) were collected for the distribution system at 16 locations in the North and South systems.

Monthly watershed sampling was conducted at 4 long-term sampling locations for total organic carbon, nutrients (nitrate/nitrite, total phosphorus, orthophosphate, etc.), coliform density, pH, dissolved oxygen, TDS, and temperature. Raw water at our intakes was also tested for giardia and cryptosporidium.

- As of April 4, the **Willamette basin snowpack was 122% of normal.**
- As of March 22, the year-to-date **precipitation in the Willamette basin is 97% of average.**
- The April through September **streamflow forecasts in the basin range from 101% to 103% of average.** If conditions remain similar, water supplies in the basin are likely to be near normal this summer.
- The **climate outlook for the month of April indicates probabilities favoring below-average temperatures for much of the state**, with the exception of the eastern third of the state which shows equal chances of above- or below-average temperatures; **probabilities indicate equal chances of above- or below-average precipitation.** The **seasonal outlook (April through June) indicates below-average precipitation is likely**, while the southern third of Oregon is likely to experience above-average temperatures.

