



Clackamas River Water

Monthly Update

October 2023



- Monthly Update 3
 - Purchase Order Report.....3
 - Contracts Log..... 4
 - Summary of Legal..... 4
 - Public Records Request Received 4
 - Financial Reports..... 5
 - Statistics 6
 - Activity Reports 7
- System Operations 8
 - Operation Statistics..... 8
 - Project Updates..... 9-10
- Water Resources & Water Quality 11
 - Water Distribution Charts 11
 - Sampling Reports 12
 - Regulatory 12
 - Non-Regulatory 12
 - River Flow Conditions Report..... 13

Purchase Order Report- September 2023

Purchase Order Report - September 2023

Vendor: 00287 - ENVIRONMENTAL RESOURCE ASSOC

PO #	Description	Total Amount
24-0063	MICROBIOLOGY PROFICIENCY TESTING ORGANISMS	913.37

Vendor: 01653 - NORTHSIDE FORD TRUCK SALES INC

PO #	Description	Total Amount
24-0057	SERVICE AND REPAIR ON FORD VEHICLES	10,000.00

Vendor: 03212 - EVOQUA WATER TECHNOLOGIES, LLC

PO #	Description	Total Amount
24-0056	DI WATER ANNUAL SERVICE AGREEMENT	5,000.00

Vendor: 03699 - ROSE CITY AWNING AND FLAG LC

PO #	Description	Total Amount
24-0058	ADMIN. BLDG. AWNING REPLACEMENT	9,795.43

Vendor: 04044 - GOLD STANDARD DIAGNOSTICS HORS

PO #	Description	Total Amount
24-0061	CYANOTOXIN TESTING SUPPLIES	2,445.10

Vendor: 04320 - CHOWN INC

PO #	Description	Total Amount
23-0124	CRW FACILITIES LOCK & KEY CONVERSION	21,288.42

Vendor: 04376 - JDC BUSINESS GROUP INC, EXECUTIVE FORUM

PO #	Description	Total Amount
24-0059	LEADERSHIP TRAINING AND MATERIALS	10,000.00

Vendor: 04379 - GLOBAL MAINTENANCE & PAINTING

PO #	Description	Total Amount
24-0055	EXTERIOR PAINTING - SOFFIT, FASICA, DOORS	6,400.00

Vendor: 04419 - ECAMSECURE

PO #	Description	Total Amount
24-0060	MONTHLY DATA FEES FOR CAMERAS AT PARK	900.00

Vendor: 04532 - MCCAMPBELL ANALYTICAL, INC

PO #	Description	Total Amount
24-0062	UCMR5 WATER TESTING	3,840.00

Contract Log

(Executed since last board meeting September 14, 2023)

Company	Product / Service	Rates	Eff. Date	Exp. Date	New/Amended/ Extended
Portland Engineering, Inc.	On-call SCADA support	NTE \$10,000	9/6/23	12/31/23	New
Ecamssecure	Security system equipment & labor	NTE \$199,948	9/14/23	3/31/24	New. Approved by the Board 9/14/23
Ecamssecure	Security monitoring and maintenance	NTE \$75,000	10/1/23	6/30/25	New
Matt Westbrook, LLC	Grant Compliance Assistance	NTE \$15,000	9/11/23	6/30/24	New
Wolfe Consulting, LLC	Finance and Accounting Support	NTE \$60,000	6/20/23	12/31/23	Amended, increased the NTE

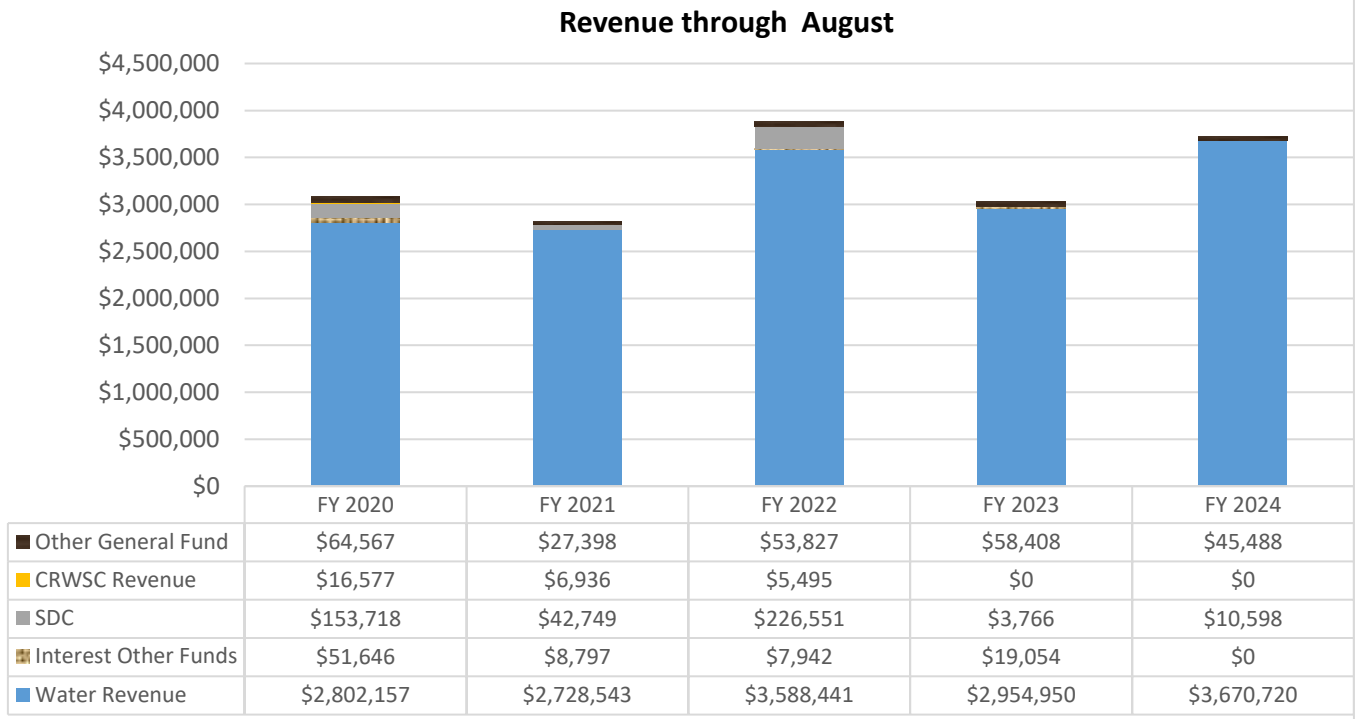
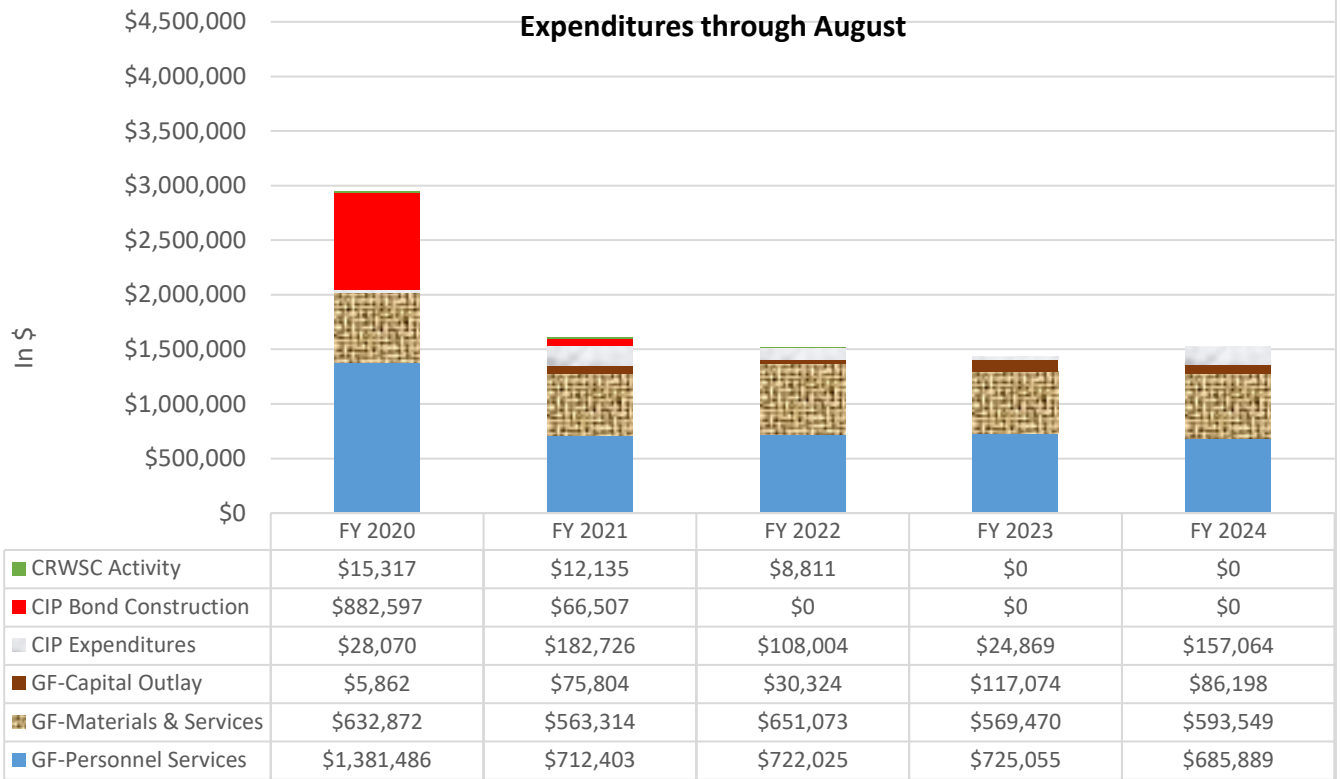
Summary of Legal

September 2023

Harrang Long Gary Rudnick monthly retainer	\$ 4,600.00
Harrang Long Gary Rudnick work outside of retainer/Client Cost	\$ 163.99
Sub-contracted legal services	\$ _____
Total Legal	\$ 4,763.99

Public Records Request Received

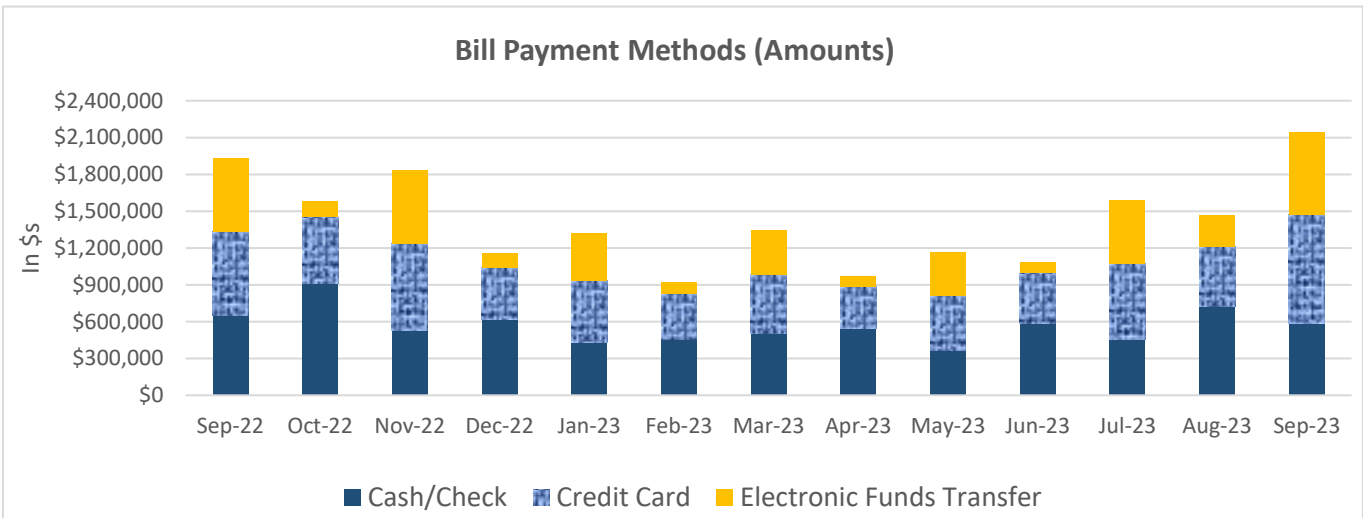
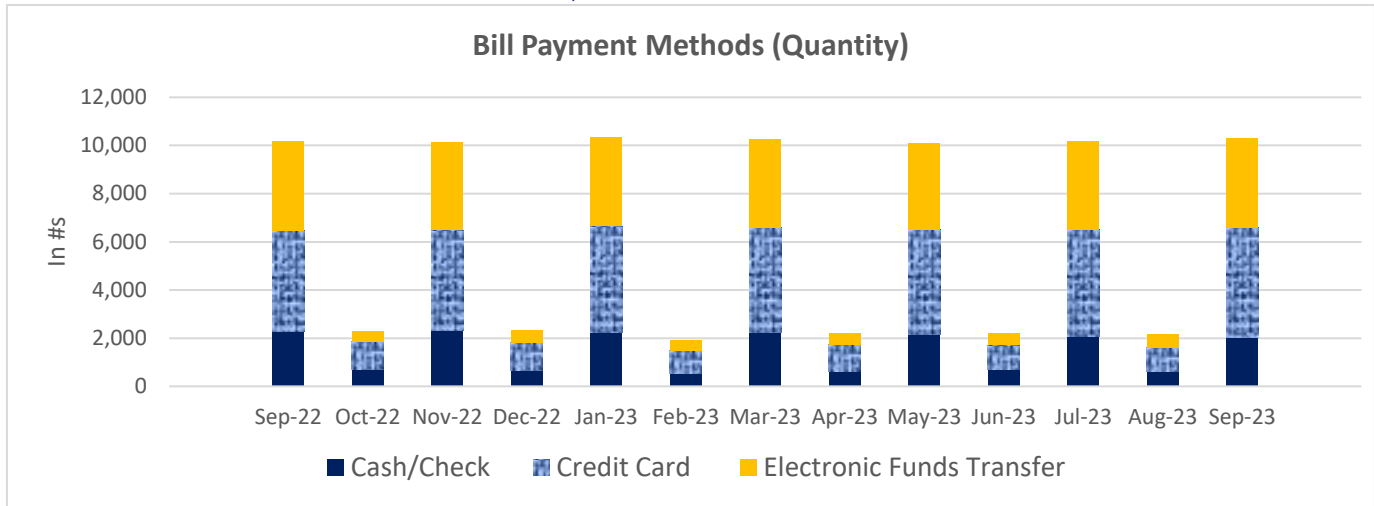
Number of Records Requests Received in September 2023 **0**



1) Water Revenue has seen the highest consumption compared to previous years 2) There are no costs for CIP Bond or CRWSC as those funds have been closed out but will be reported in the 5-year graph. 3) Recording interest has been delayed in July and August

(as of the end of September 2023)

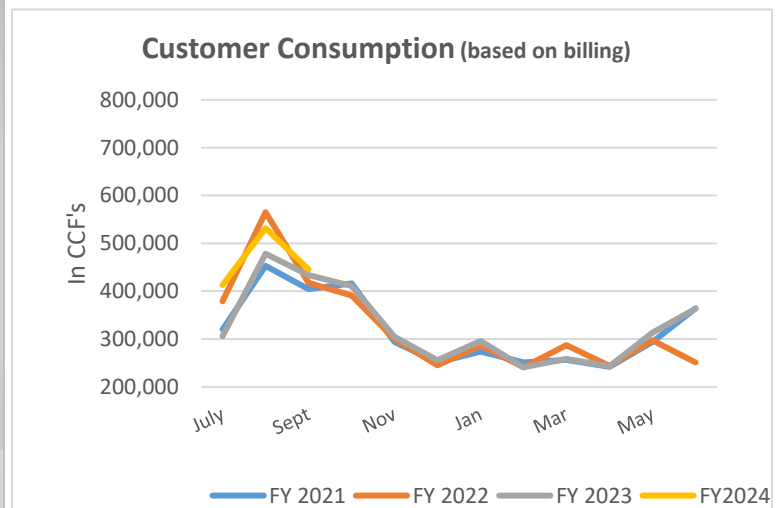
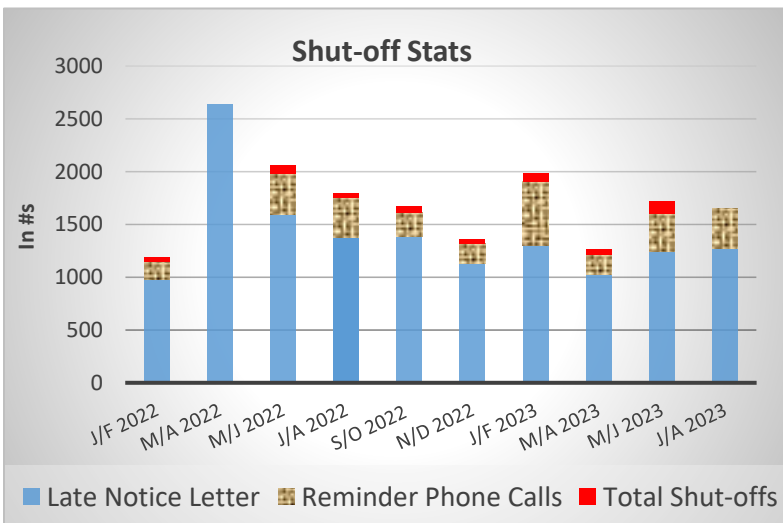
Residential Customers are billed on even months, Commercial Customers are billed on odd months.



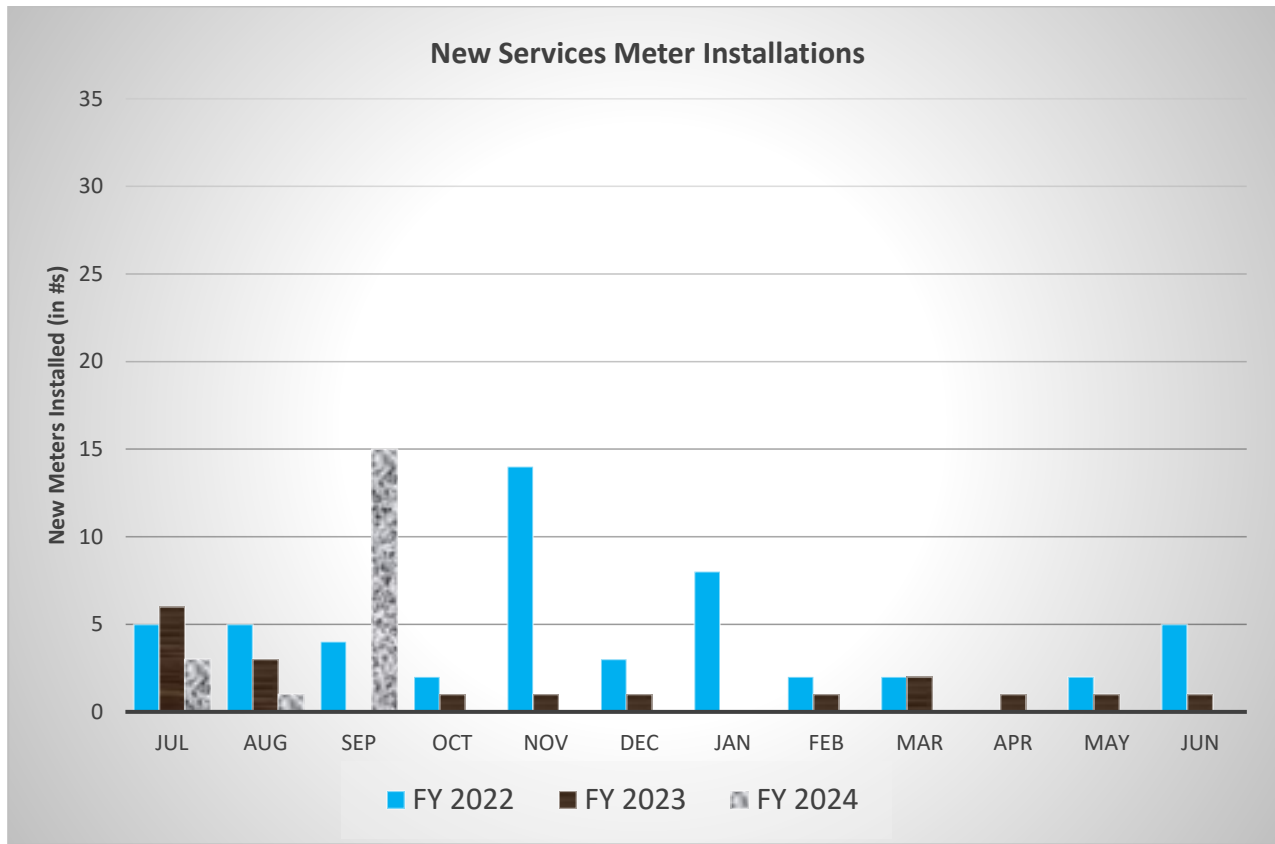
Cash/Check – Received via Lockbox, Counter

Credit Card – Received via CRW Initiated Automatic Payment, Walk-ins/Phone Calls, and Website

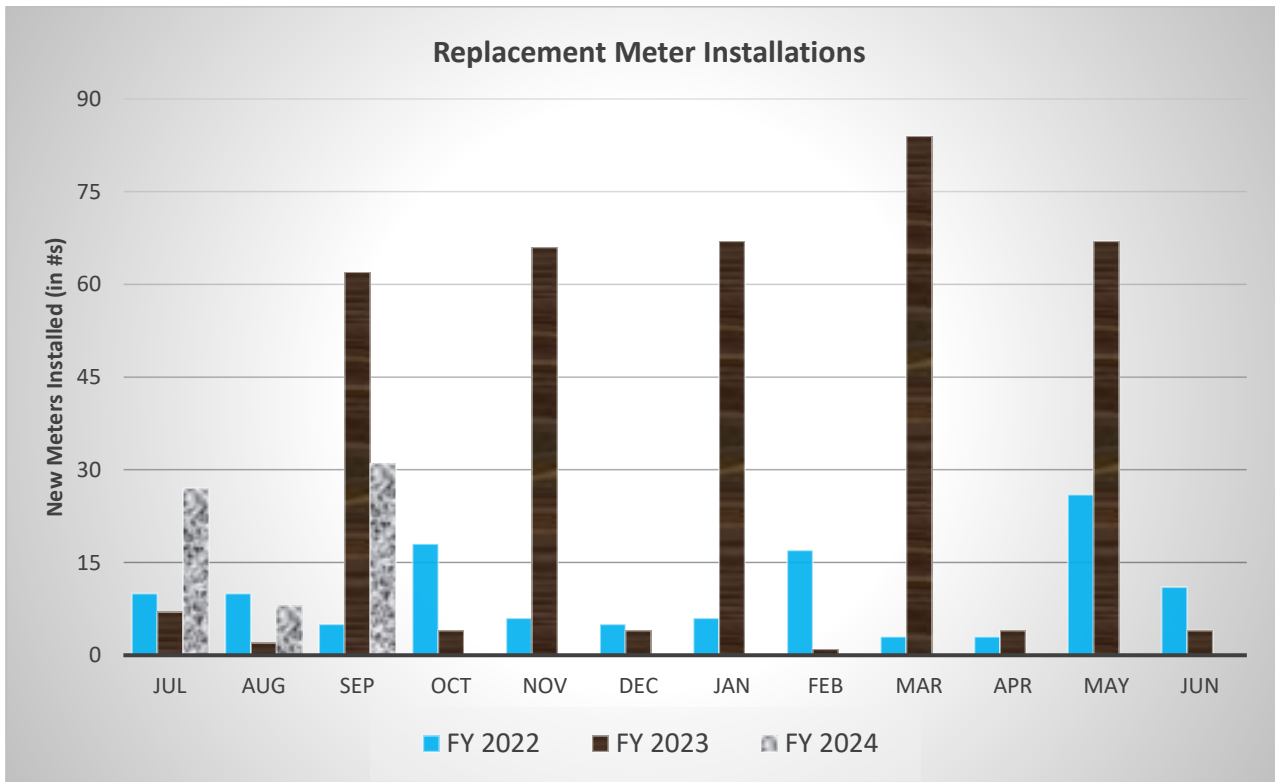
Electronic Funds Transfer – Received via Bank-to-Bank Transfer, Automatic Checking Withdrawal (RapidPay)



*Reminder Phone Calls are made during the even months. Shut offs occur the following month. **Jan/Feb late notice number is an estimate *No late notices Sept-Dec. '20; reinstated February and sent in May 2021



No new services for Sept. FY21, April F22, Sept. FY 22, Sept. FY 23, Jan FY23



Annual 2023 Goal for Meter Replacement is 350- Year to date is 350

Operation Statistics

	Leak Repairs Made (all pipe sizes)	Leak Detection Completed (miles)	Hydrant Maintenance	Locate Requests	Valve Maintenance & Mapping	After-hours Callouts	Meter Maintenance Tasks	Cross Connection Inspections
Jan. 2023	0	0.0	6	374	95	3	47	0
Feb. 2023	0	0.0	140	366	162	0	58	2
Mar. 2023	4	0.0	4	496	80	4	0	0
April 2022	1	23.7	169	378	219	7	0	0
May 2023	3	40.6	1	440	5	9	54	3
June 2023	1	9.0	188	401	124	7	0	1
July 2023	1	24.6	135	338	0	5	112	0
Aug. 2023	3	9.1	241	391	4	4	2	3
Sep. 2023	2	29.2	114	381	2	2	81	0
Oct. 2023								
Nov. 2023								
Dec. 2023								
Total to Date	15	136.2	998	3565	691	41	354	9
2023 Annual Goal	N/A	120.0	1,110	N/A	500	N/A	N/A	96

Note - Annual maintenance goals are established based on several criteria including; AWWA Best Management Practices, identified system priority maintenance and repair focus needs, and internal/external project forecasts.

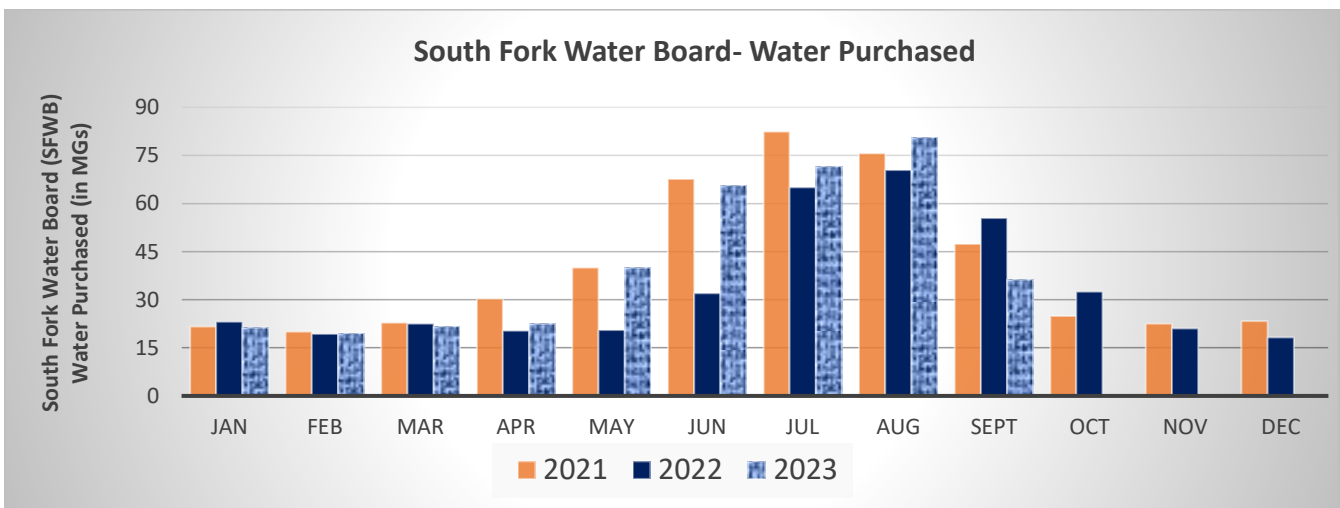
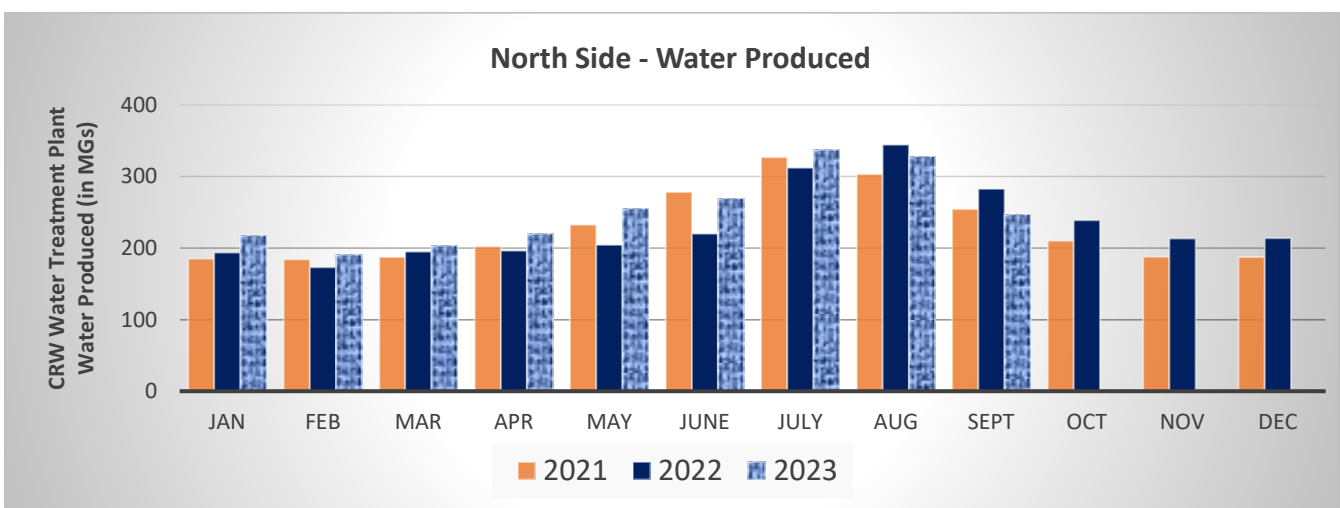
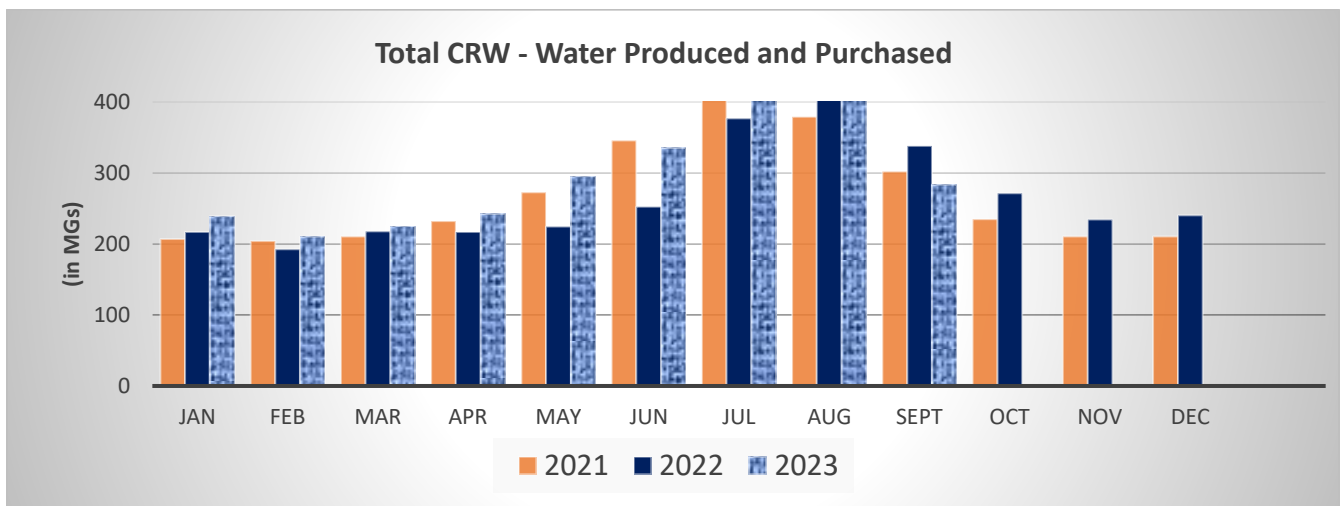
Private Project Tracking – September 2023

Project No.	Name	Description	Phase	Status
20-5262 Private	Bonaventure Senior Living	6" fire service and 3" meter	Const.	Site construction ongoing.
21-5285 Private	130 th Industrial Park	3-fire services 3-commercial services	Const.	Punch list Underway.
18-5288 Private	Copper Heights	Residential 30 lot subdivision	Const.	Sidewalk construction water service adjustments are ongoing.
21-5289 Private	224 Logistics Center	Unified Grocer site; 4 fire & 4 Domestic Services	Const.	Pending Construction start.
22-5294 Private	Clackamas CLT	8" main extension for 10 lot subdivision	Const.	Water system passed sanitary test.
22-5295 Private	Jannsen Multi-Family	New fire and domestic service for 8-plex development.	Const.	Pending Construction start.
22-5298 Private	Serres Farms Subdivision	7-lots of subdivision	Design	Design Review Underway.
23-5299 Private	Prologis Park Clackamas	4-Warehouses with Fire and domestic service	Design	Design Review Underway.

Capital Project Tracking – September 2023

Project No.	Name	Budget BN 2023-25	Total to Date*	Remaining Budget	Status
5301	Trans/CRW Impact Projects	\$250,000	\$0	\$250,000	
Utility coordination and adjustments at: Johnson Cr. Blvd at 79th Place Signals; ODOT 82nd Ave.					
5303	82 nd Dr. Waterline	\$1,041,000	\$1,688	\$1,039,312	In Design
Survey nearly complete. Preparing to hire design consultant.					
5291	I-205 Crossings:	\$1,119,000	\$1,297	\$1,117,703	In Design
Survey nearly complete. Preparing to hire design consultant.					
5306	Redland Rd. Waterline Phase 2	\$1,355,000	\$15,186	\$1,339,814	In Design
Design at 90% complete.					
5307	Redland Rd. PRV	\$1,003,000	\$0	\$1,003,000	No Activity
No Activity.					
5308	Low Lift PS Improvements	\$749,000	\$0	\$749,000	No Activity
No Activity.					
5309	WTP Structural Improvements	\$1,000,000	\$0	\$1,000,000	No Activity
Preparing consultant selection.					
5273	Redland Rd. Waterline Phase 1	\$666,000	\$5,916	\$660,084	Construction
Roadwork underway. Waterline construction ongoing.					
5270	Linwood Road Improvements	\$210,000	\$46,313	\$163,687	Construction
Construction is ongoing. CRW is coordinating service replacement work with the County and Contractor.					
5278	Monroe Street Improvements	\$850,000	\$28,148	\$821,852	Design in progress
Design at 30% complete. Coordinating with County road design.					
5280	Pump Station Chlorine	\$142,000	\$123	\$141,877	Design in progress
Designing spaces to house the new and upgraded chlorination equipment.					
5281	WTP Polymer Feed System	\$252,000	\$82	\$251,918	Design phase
Designing space and layout of proposed feed system on first floor of WTP.					
5282	WTP Filter Valve Replacement	\$1,302,000	\$19,635	\$1,282,365	Valve procurement
Valves and actuators have been ordered with delivery in October 2023. An installation contract is being prepared.					
	Totals	\$9,939,000	\$118,388	\$9,820,612	

*Total expenditures for September does not include labor overhead



Information provided is shown in Calendar Years and not Fiscal Years

Regulatory

All 73 samples collected and analyzed for the September monitoring period showed no presence of coliform/*E. coli* bacteria.

Cyanotoxin Testing

Microcystin and Cylindrospermopsin sampling of our raw water began in May and occurs every two weeks through October for compliance, and the samples are analyzed at our in-house accredited laboratory.

No cyanotoxins have been detected in our raw water.

Non-Regulatory

General water quality parameters (pH, temperature, chlorine, TDS, hardness, alkalinity) were collected throughout the distribution system at 16 locations in the North and South systems.

Monthly watershed sampling was conducted at 4 long-term sampling locations for total organic carbon, nutrients (nitrate/nitrite, total phosphorus, orthophosphate, etc.), coliform density, pH, dissolved oxygen, TDS, and temperature.

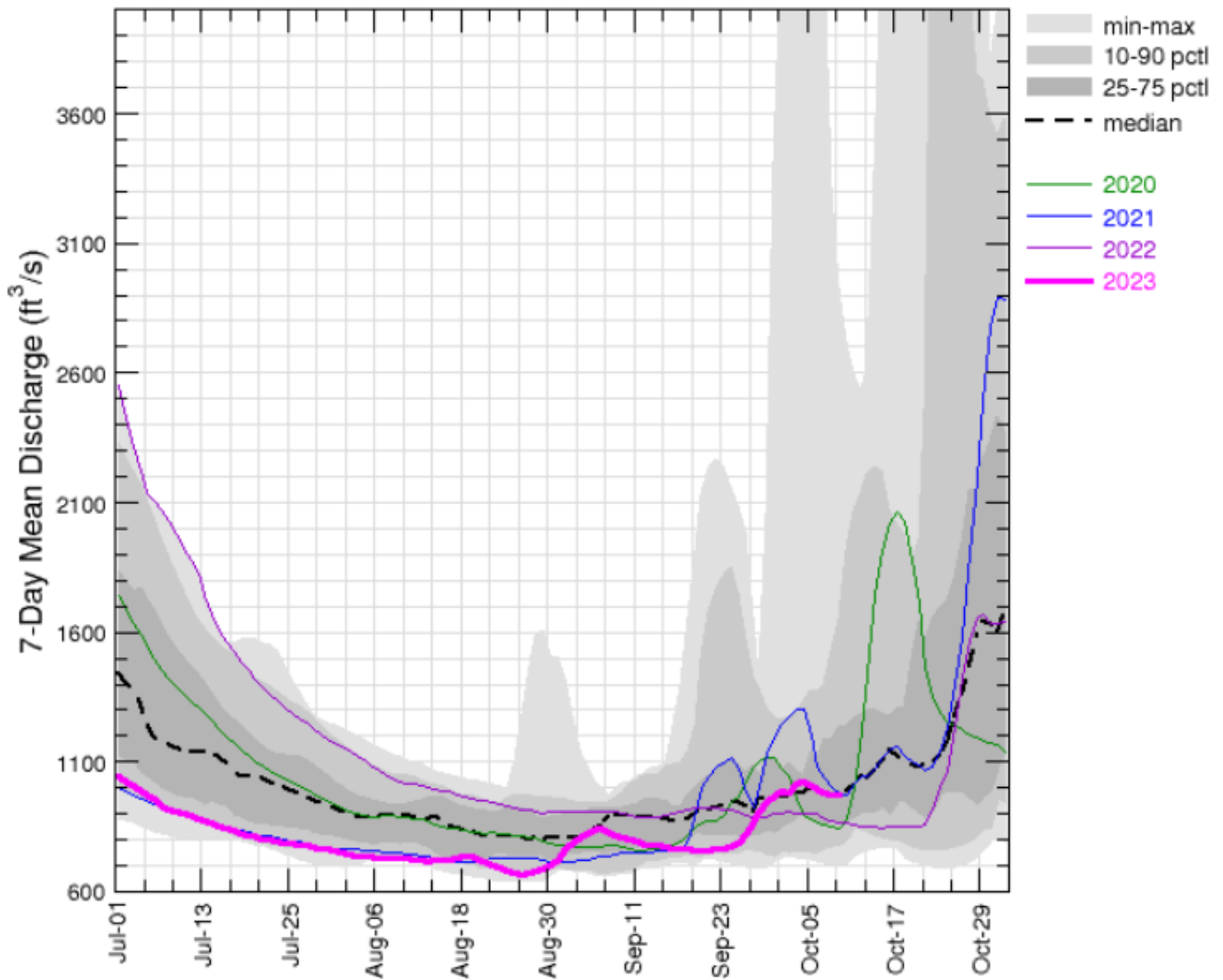
Weekly algae monitoring is occurring at 3 locations in the North Fork Reservoir and CRW's intakes. This work includes species monitoring with the FlowCAM and nutrient analysis.

River Conditions Reports

- The current Clackamas River **7-day average streamflow is 100% of normal** (median).
- September **precipitation in the Clackamas basin was 114% of normal**. Precipitation for the water year (October 1 – September 30) was 79% of normal.
- **The three-month outlook Oct-Dec** from the NOAA Climate Prediction Center calls for a likely chance of **above normal temperatures**, and a slightly elevated chance of **below-normal precipitation** for northwest Oregon.

Clackamas River near Oregon City, OR (14211010)

Data from U.S. Geological Survey, Jun-08-2001 to Oct-09-2023



Mon Oct 9 16:37:13 2023