



Clackamas River Water

Monthly Update

January 2024



- Monthly Update 3
 - Purchase Order Report.....3
 - Contracts Log..... 4
 - Summary of Legal..... 4
 - Public Records Request Received 4
 - Financial Reports..... 5
 - Statistics 6
 - Activity Reports 7
- System Operations 8
 - Operation Statistics..... 8
 - Project Updates..... 9-10
- Water Resources & Water Quality 11
 - Water Distribution Charts 11
 - Sampling Reports 12
 - Regulatory 12
 - Non-Regulatory 12
 - Winter Conditions Report 13

Purchase Order Report- December 2023

Purchase Order Report - December 2023

Vendor: 00086 - PARAMOUNT SUPPLY CO

PO #	Description	Total Amount
24-0088	(3) ASCO PILOT VALVES	1,166.39

Vendor: 00402 - DLT SOLUTIONS

PO #	Description	Total Amount
24-0090	INFOWATER PRO 2024 SINGLE-USER - ELD ANNUAL SUBSCRIPTION	5,107.96

Vendor: 00555 - TYLER TECHNOLOGIES INC

PO #	Description	Total Amount
24-0089	TYLER TECH ANNUAL MAINT. AGREEMENT	40,271.67

Vendor: 01361 - D & H FLAGGING INC

PO #	Description	Total Amount
24-0091	FLAGGING AND TRAFFIC CONTROL SERVICES - D&H FLAGGING INC.	70,000.00

Vendor: 02284 - K & D SERVICES OF OREGON INC

PO #	Description	Total Amount
24-0092	FLAGGING & TRAFFIC CONTROL SERVICES - K&D SERVICES OF OREGON INC	70,000.00

Vendor: 03394 - TEAM ELECTRIC COMPANY

PO #	Description	Total Amount
24-0093	ELECTRICLE MAINT. AND CONSTRUCTION SERVICES - TEAM ELECTRIC CO.	65,000.00

Vendor: 04250 - CIMCO-GC SYSTEMS, LLC, DBA GC SYSTEMS

PO #	Description	Total Amount
24-0094	(3) CHECK VALVES FOR BARLOW CREST PUMP #1 CLA-VAL CONTROL VALVE	590.00

Vendor: 04553 - ANTEC CORPORATION

PO #	Description	Total Amount
24-0086	FIELD SUPPORT SERVICES - SEAL REPLACEMENT	800.00

Vendor: 04554 - OLD HICKORY SHEDS LLC

PO #	Description	Total Amount
24-0087	POND EQUIPMENT SHED	6,246.00

Contract Log

(Executed since last board meeting December 14, 2023)

Company	Product / Service	Rates	Eff. Date	Exp. Date	New/Amended/ Extended
Christensen Inc	Bulk Fuel	NTE \$50,000	1/1/24	12/31/25	Extended
D&H Flagging	Traffic Control & Flagging Services	NTE \$70,000	1/1/24	12/31/24	New
K & D Flagging	Traffic Control & Flagging Services	NTE \$70,000	1/1/24	12/31/24	New

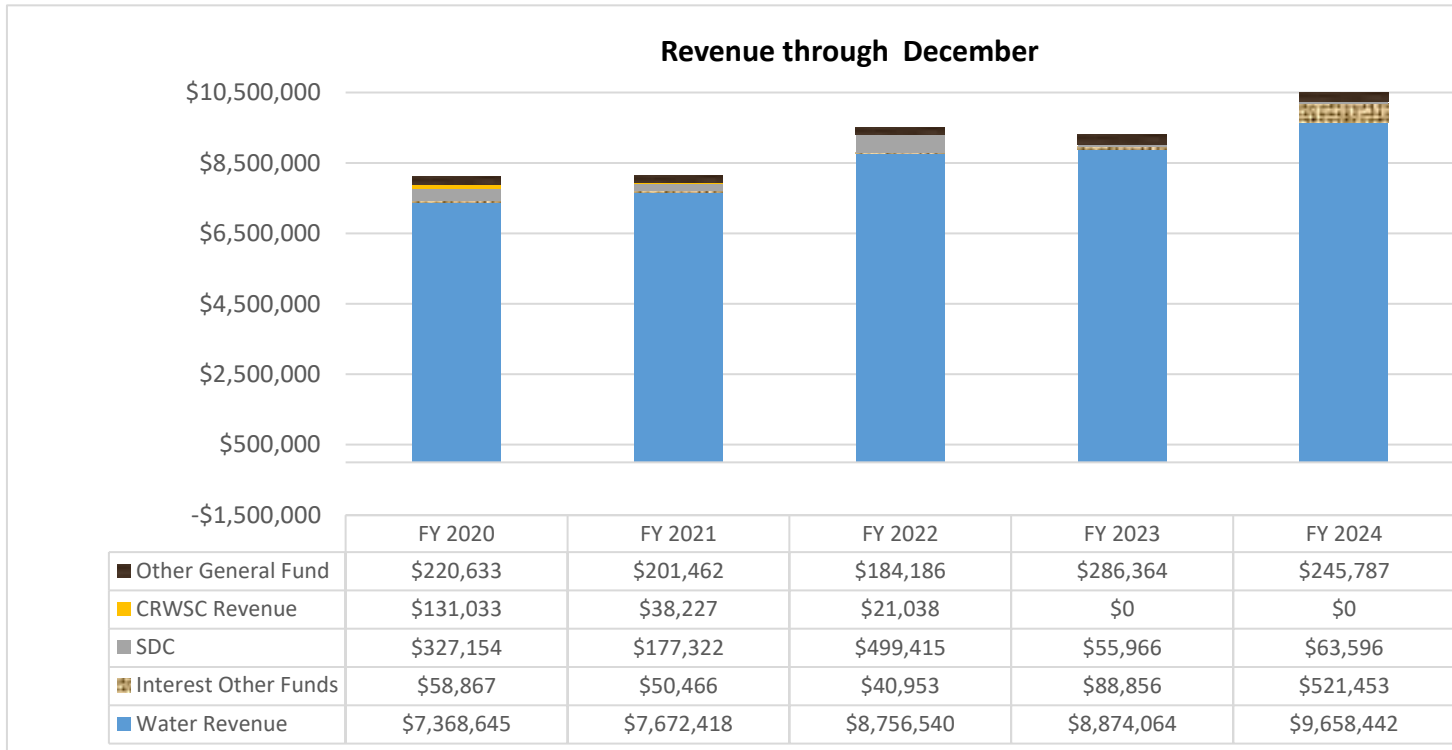
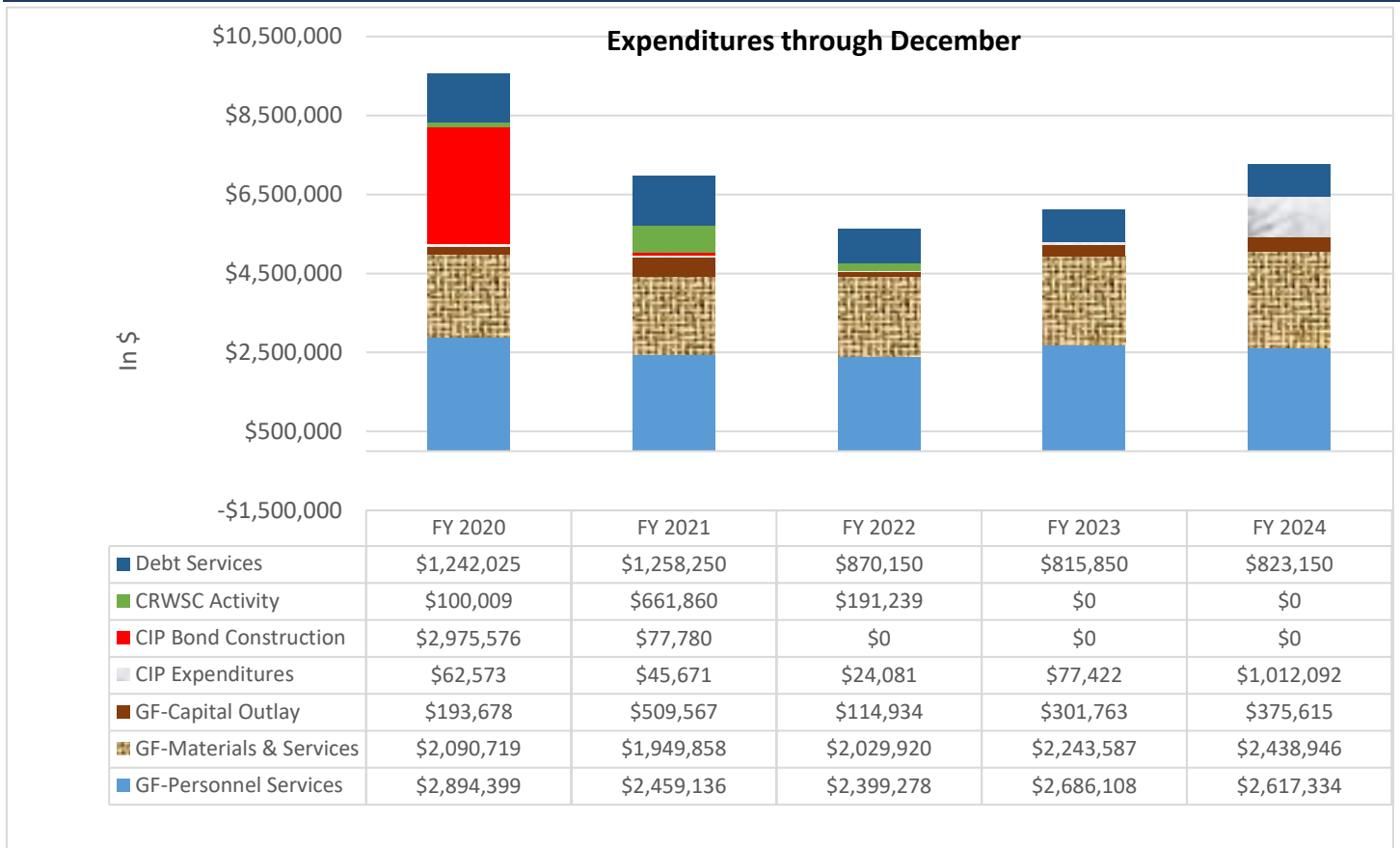
Summary of Legal

December 2023

Harrang Long Gary Rudnick monthly retainer	\$ 4,600.00
Harrang Long Gary Rudnick work outside of retainer/Client Cost	\$ 1,976.00
Sub-contracted legal services	\$ _____
Total Legal	\$ 6,576.00

Public Records Request Received

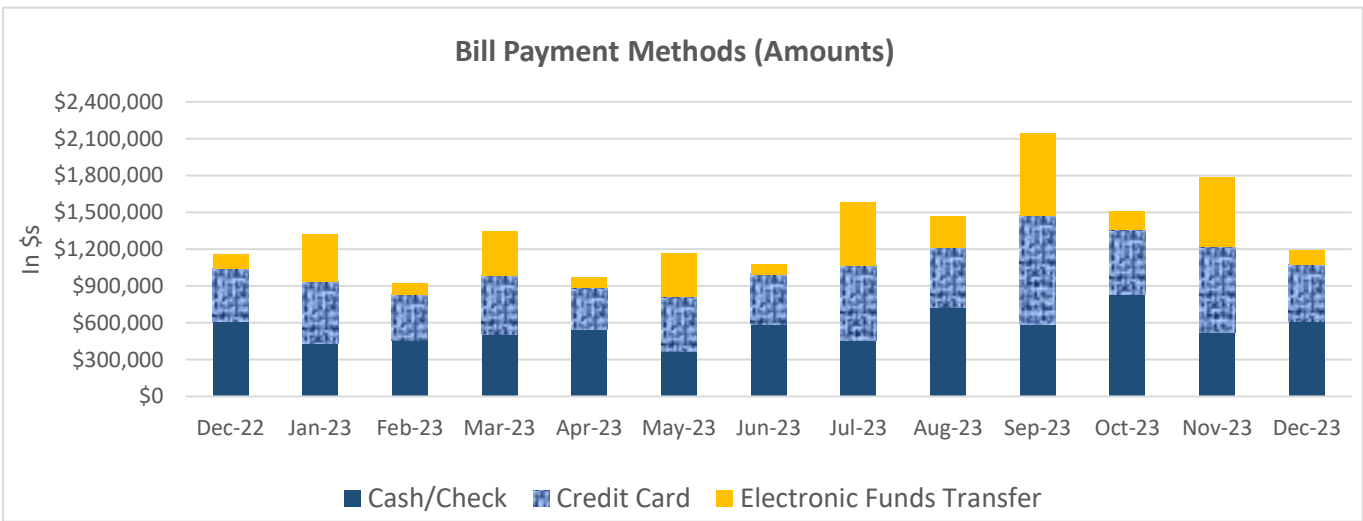
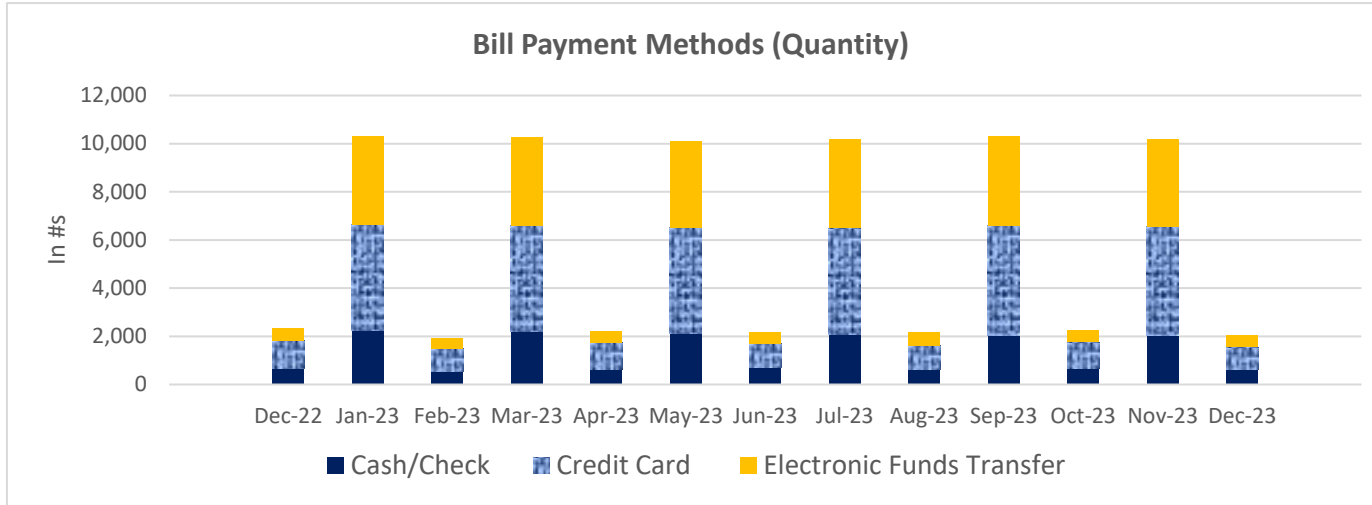
Number of Records Requests Received in December 2023 **3**



1) Water revenue has seen the highest consumption compared to previous years plus new rates became effective in September 2023. 2) CIP activity is significantly higher this year compared to last year mainly due to the completion of the Maple Lane Rd project. 3) There are no costs for CIP Bond or CRWSC as those funds have been closed out but will be reported in the 5-year graph. 4) Expenditures in Materials & Services is unusually high mainly due to increased activity in contract work.

(as of the end of December 2023)

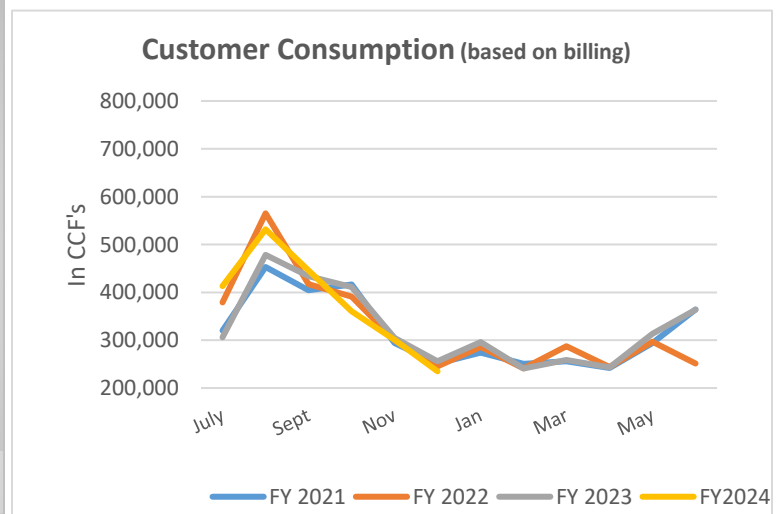
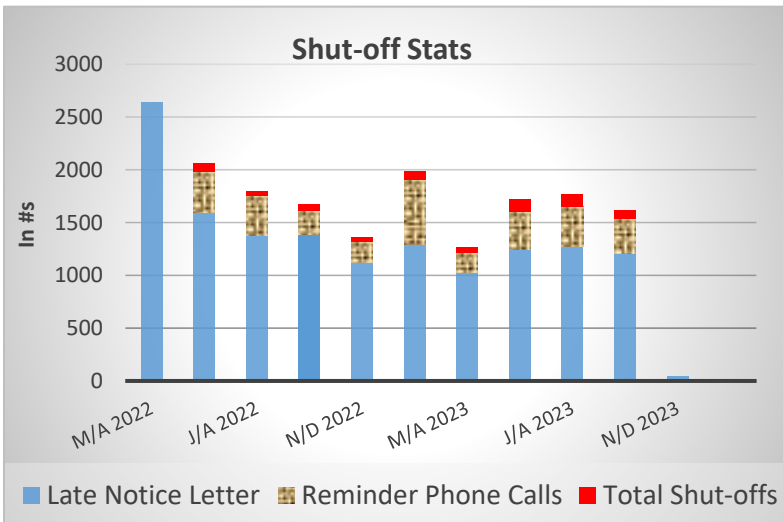
Residential Customers are billed on even months, Commercial Customers are billed on odd months.



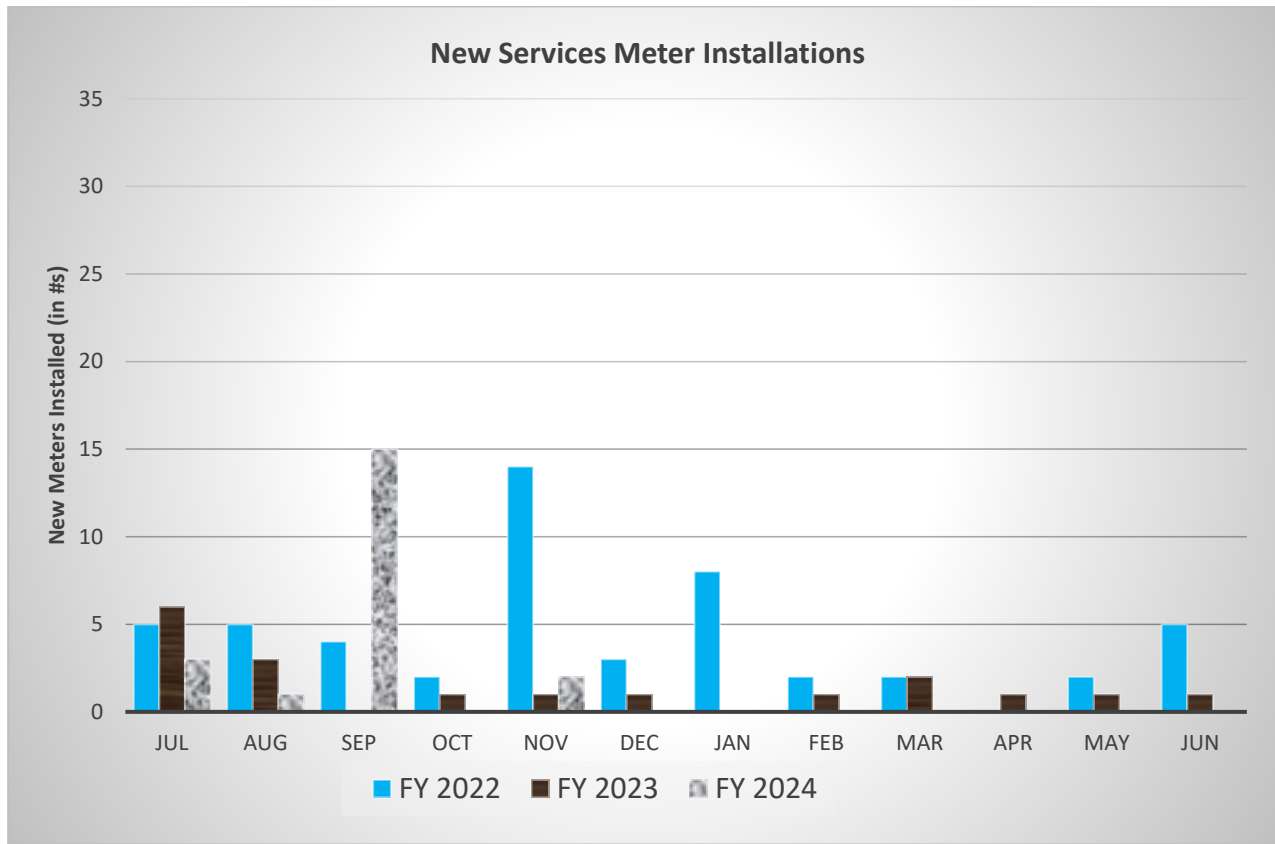
Cash/Check – Received via Lockbox, Counter

Credit Card – Received via CRW Initiated Automatic Payment, Walk-ins/Phone Calls, and Website

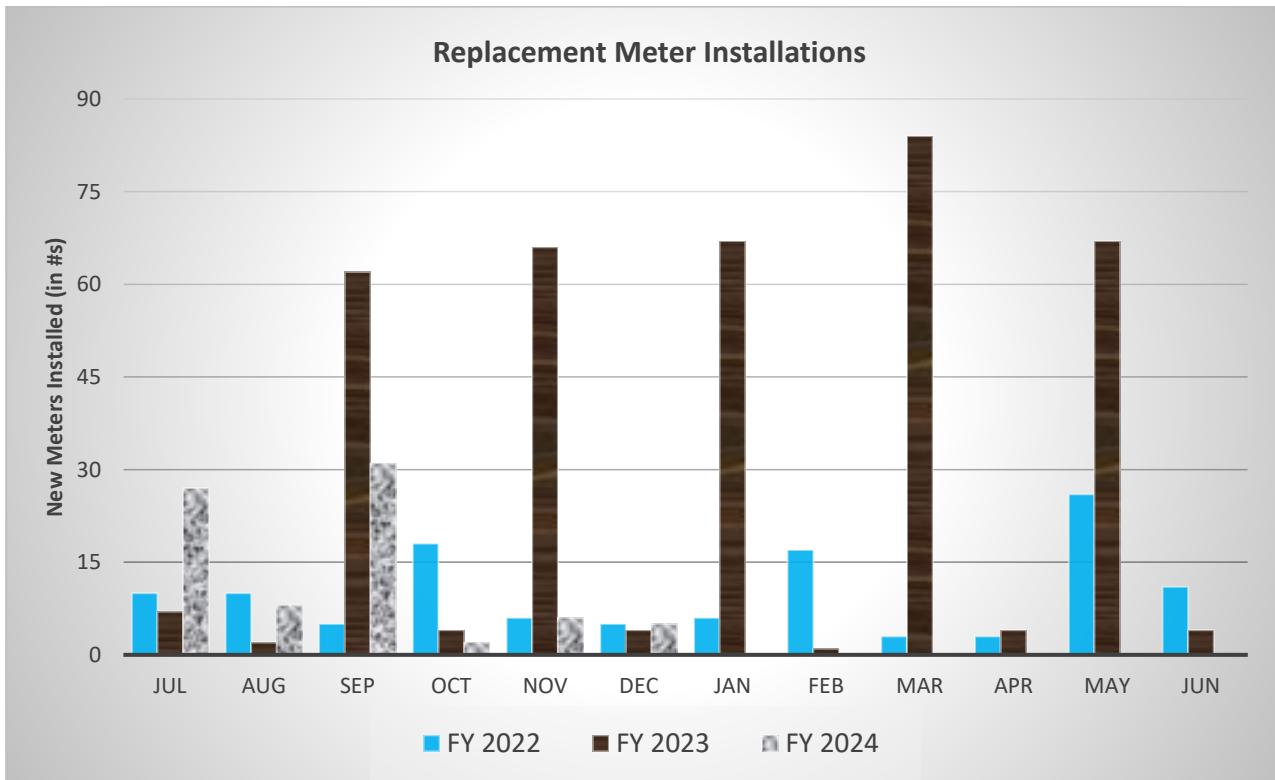
Electronic Funds Transfer – Received via Bank-to-Bank Transfer, Automatic Checking Withdrawal (RapidPay)



*Reminder Phone Calls are made during the even months. Shut offs occur the following month. **Jan/Feb late notice number is an estimate *No late notices Sept-Dec. '20; reinstated February and sent in May 2021



No new services for Sept. FY21, April F22, Sept. FY 22, Sept. FY 23, Jan FY23, Oct. FY24

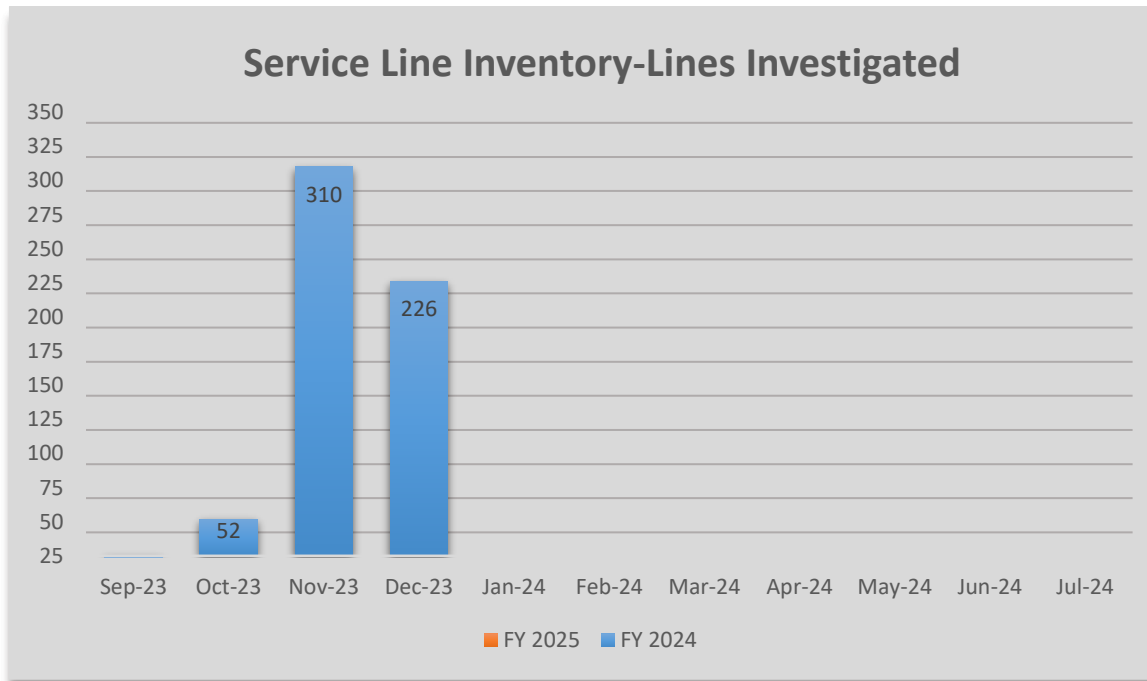


Annual 2023 Goal for Meter Replacement is 350- Year to date is 306.

Operation Statistics

	Leak Repairs Made (all pipe sizes)	Leak Detection Completed (miles)	Hydrant Maintenance	Locate Requests	Valve Maintenance & Mapping	After-hours Callouts	Meter Maintenance Tasks	Cross Connection Inspections
Jan. 2023	0	0.0	6	374	95	3	47	0
Feb. 2023	0	0.0	140	366	162	0	58	2
Mar. 2023	4	0.0	4	496	80	4	0	0
April 2022	1	23.7	169	378	219	7	0	0
May 2023	3	40.6	1	440	5	9	54	3
June 2023	1	9.0	188	401	124	7	0	1
July 2023	1	24.6	135	338	0	5	112	0
Aug. 2023	3	9.1	241	391	4	4	2	3
Sep. 2023	2	29.2	114	381	2	2	81	0
Oct. 2023	6	0.0	0	394	70	6	0	0
Nov. 2023	3	0.0	0	265	17	8	69	1
Dec. 2023	4	0.0	1	292	41	8	0	2
Total to Date	28	136.2	999	4516	819	63	423	12
2023 Annual Goal	N/A	120.0	1,110	N/A	500	N/A	N/A	96

Note - Annual maintenance goals are established based on several criteria including; AWWA Best Management Practices, identified system priority maintenance and repair focus needs, and internal/external project forecasts.



No investigations for Sept. 2023

Project Goal: Investigate 683 randomly selected service lines by July 2024. Total Investigations to date is 588.

Project Updates

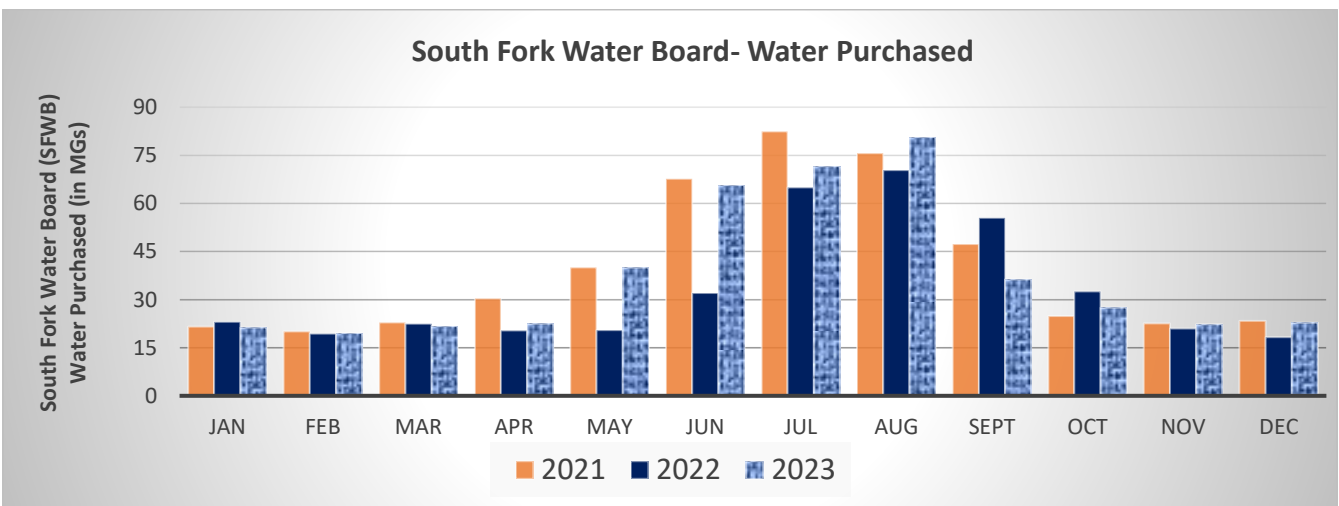
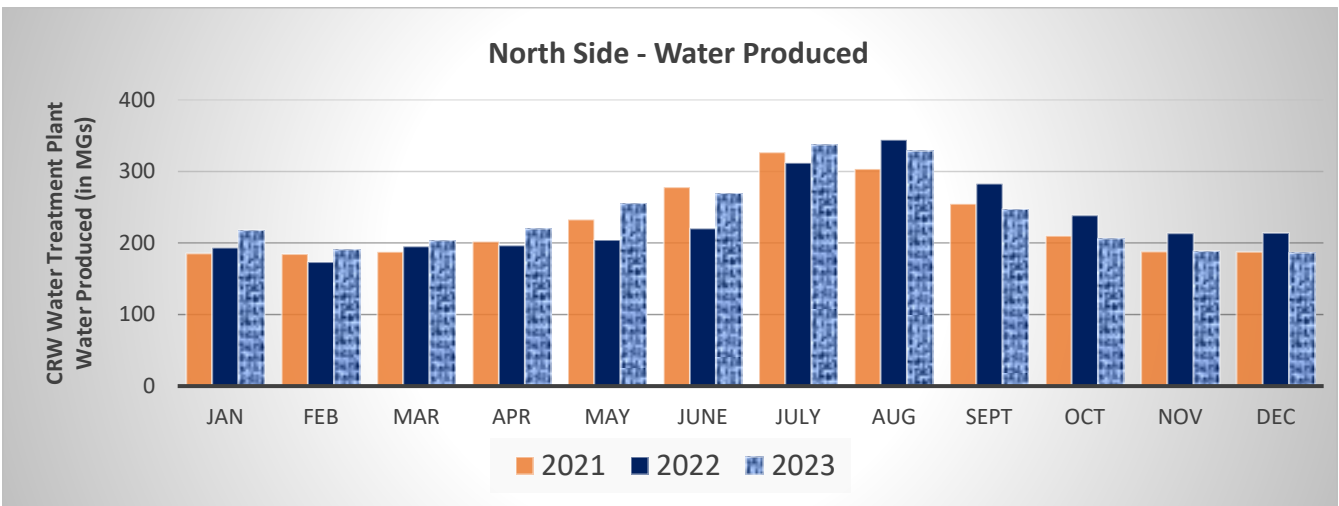
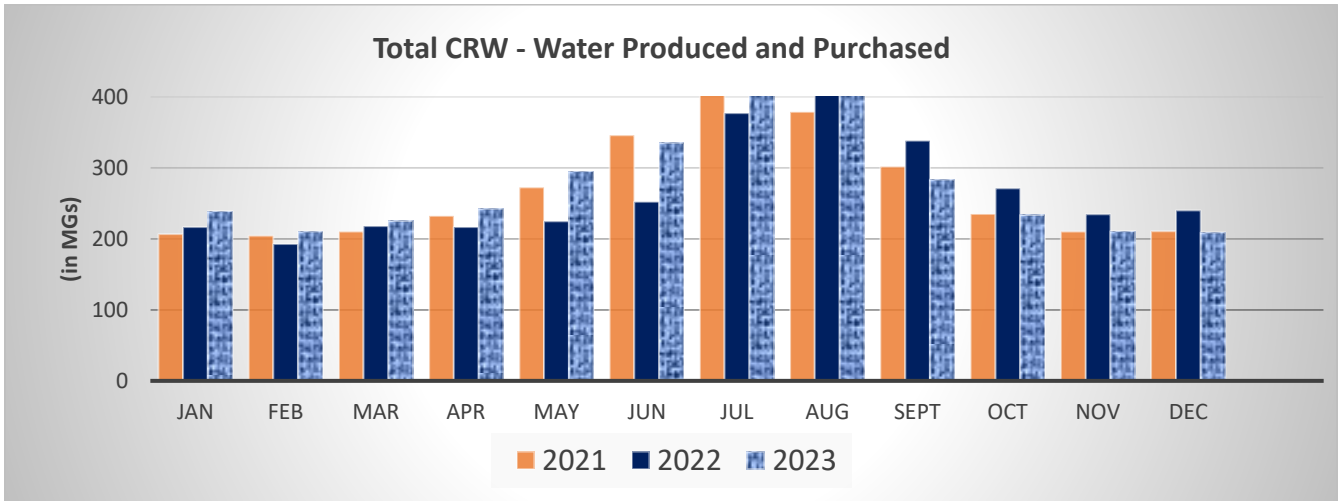
Private Development Projects

Private Project Tracking – November 2023

Project No.	Name	Description	Phase	Status
20-5262 Private	Bonaventure Senior Living	6" fire service and 3" meter	Const.	Site construction ongoing.
21-5285 Private	130 th Industrial Park	3-fire services 3-commercial services	Const.	Punch list Underway.
21-5289 Private	224 Logistics Center	Unified Grocer site; 4 fire & 4 Domestic Services	Const.	Construction underway
22-5294 Private	Clackamas CLT	8" main extension for 10 lot subdivision	Const.	Punch List Underway
22-5295 Private	Jannsen Multi-Family	New fire and domestic service for 8-plex development.	Const.	Pending Construction start.
22-5298 Private	Serres Farms Subdivision	7-lots of subdivision	Design	Design Review Underway.
23-5299 Private	Prologis Park Clackamas	4-Warehouses with Fire and domestic service	Design	Design Review Underway.

Capital Project Tracking – December 2023

Project No.	Name	Budget BN 2023-25	Total to Date*	Remaining Budget	Status
5301	Trans/CRW Impact Projects	\$250,000	\$3,137	\$246,863	
Utility coordination and adjustments at: Johnson Cr. Blvd at 79th Place Signals; ODOT 82nd Ave., Webster Rd.					
5303	82 nd Dr. Waterline Phase 2	\$1,041,000	\$26,868	\$1,014,132	In Design
Survey complete. Preparing to hire design consultant.					
5291	I-205 Crossings:	\$1,119,000	\$1,938	\$1,117,703	In Design
Survey complete. Preparing to hire design consultant.					
5306	Redland Rd. Waterline Phase 2	\$1,355,000	\$23,126	\$1,331,874	Construction
Project bid in December.					
5307	Redland Rd. PRV	\$1,003,000	\$5,745	\$997,255	In Design
Design underway.					
5308	Low Lift PS Improvements	\$749,000	\$0	\$749,000	No Activity
No Activity.					
5309	WTP Structural Improvements	\$1,000,000	\$139	\$999,861	No Activity
Preparing consultant selection.					
5273	Redland Rd. Waterline Phase 1	\$666,000	\$33,588	\$632,412	Construction
Waterline construction complete. Closing out project.					
5270	Linwood Road Improvements	\$210,000	\$61,002	\$148,998	Construction
Construction is ongoing. CRW is coordinating service replacement work with the County and Contractor.					
5278	Monroe Street Improvements	\$850,000	\$22,507	\$827,493	In Design
Design at 30% complete. Coordinating with County road design.					
5280	Pump Station Chlorine	\$142,000	\$954	\$141,046	Design in progress
Designing spaces to house the new and upgraded chlorination equipment.					
5281	WTP Polymer Feed System	\$252,000	\$220	\$251,780	Design phase
Designing space and layout of proposed feed system on first floor of WTP.					
5282	WTP Filter Valve Replacement	\$1,302,000	\$167,764	\$1,134,236	Valve procurement
Several valves have been delivered with delivery continuing into February 2024. An installation contract is being prepared.					
5305	Webster Improvement of Bilquist		\$4,507	(\$4,507)	In Design
Tracking water improvements prior to Clackamas Co. Road project.					
	BN 23-25 Totals	\$9,939,000	\$367,045	\$9,571,955	
5279	Maplelane Road Waterline	\$846,000	\$1,131,766	(\$285,766)	Complete
The budget showing is from FY21-23. Total expenditures are for both FY21-23 and FY23-25 combined.					



Information provided is shown in Calendar Years and not Fiscal Years

Regulatory

All 73 samples collected and analyzed for the December monitoring period showed no presence of coliform/*E. coli* bacteria.

Non-Regulatory

General water quality parameters (pH, temperature, chlorine, TDS, hardness, alkalinity) were collected throughout the distribution system at 19 locations in the North and South systems.

Monthly watershed sampling was conducted at 4 long-term sampling locations for total organic carbon, VOCs (Volatile Organic Chemicals), nutrients (nitrate/nitrite, total phosphorus, orthophosphate, etc), coliform density, pH, dissolved oxygen, TDS, and temperature.

Winter Conditions Reports

- As of January 8th, **the Willamette basin snowpack was 45% of median.**
- December **precipitation in the Willamette basin was 102% of normal.** Precipitation since the beginning of the water year (October 1 – January 8) has been 86% of normal.
- The April - July **streamflow forecast in the Clackamas River at Estacada is 86% of median.**
- **The three-month outlook** from the NOAA Climate Prediction Center calls for **above normal temperatures** for Oregon, and **normal precipitation.**

